

POPULATION BASED CANCER REGISTRY, MANIPUR STATE

Regional Institute of Medical Sciences, Imphal

Dr Y. Mohen Singh, Principal Investigator, Professor, Dept. of Pathology

Dr Kaushik Debnath, Co-Principal Investigator, Professor & Head, Dept. of Pathology

Dr Punyabati Devi, Co-Principal Investigator, Professor, Dept. of Pathology

Manipur is situated in the north eastern part of India which is the continuation of the great Himalayan ranges. It is an oval shaped valley surrounded by blue hills at an altitude of 790 metres above sea level. It extends between 23.50 and 25.41 degree latitudes north and between 92.59 and 94.45 degree longitudes east. It is the birth place of polo.

The Population Based Cancer Registry (PBCR), RIMS Imphal was established in the department of Pathology, Regional Institute of Medical Sciences (RIMS) in 2003 under National Cancer Registry Programme (NCRP) of the Indian Council of Medical Research (ICMR), New Delhi.

It covers the whole state of Manipur with a total area of 22,327 sq. km. and total population of 27,21,756 (2011 census). The population covered are 75% urban and 25% rural as the overall density of population of the state is 122 persons per sq.km. as compared to 847 persons per sq.km. in the valley. Majority of the population are Hindus with minor contribution from Christian followed by Muslim, Sikh and Jain. There are more than 25 ethnic groups.

We collect and record information of those patients who have been staying within the registry area for at least a year prior to the first date of diagnosis which are usually confirmed microscopically, clinically or radiologically. We register all malignant neoplasm with morphological and behaviour code of '3' and '6' as defined by the 3rd edition of ICD-O according to the primary site and morphology.

Since cancer is not yet a notifiable disease, the method of data collection is entirely active where direct interviews with the patient or their attendants is possible in more than 80% of the cases who come for treatment to the radiotherapy department which is the only centre with cancer treatment facility. Hence the chance of missing a case and the time taken for completion of core proforma is low. Sincere efforts are also being made to make it notifiable soon in the near future. Besides this, our social investigators regularly visit other departments or sections of the base institute. They also collect data on regular basis from more than 25 major sources within the registry area, both private and government set ups.

In order to handle these data smoothly, at present, we are using a very user-friendly software called 'PBCRDM 2.1 version' indigenously developed by the co-ordinating unit of NCRP, Bangalore which enable us to perform various checks on quality, duplicate, range and consistency etc with much flexibility. This has really enhanced the quality and reliability of the data. Various types of reports can also be generated instantly.

The death registration system is inadequate and incomplete for the time being. Efforts are being made to find ways to overcome the shortcomings.

As such we are not running any population based programme on screening specific cancer sites. However, we do conduct free cancer screening camp annually for breast and cervix uteri targeting the women population ranging from age of 35 years to 60 years without fail. The registry prepares annual, biennial and consolidated reports regularly which are being used by the state for cancer control programmes and by the research scholars from various institutes for special studies on cancer epidemiology.

Main Sources of Registration

1 Regional Institute of Medical Sciences (RIMS), Imphal	8 Eastern Diagnostic Centre (EDC), Imphal	Sanakeithel
2 Babina Diagnostic Centre (BDC), Imphal	9 Lamka Clinical Laboratory, Churachandpur	19 Suba Hospital, Kombirei Keithel
3 Shija Hospitals and Research Institute (SHRI), Langol	10 Langol View Laboratory (LVL), Lamphel	20 Catholic Medical College (CMC), Koirengai
4 Imphal Hospital and Research Centre (IHRC), Imphal	11 Raj Polyclinic, North AOC	21 Divine Clinic, Porompat
5 Aadarsh Clinical Laboratory (ACL), Imphal	12 Imphal Endoscopy Centre, Thangal Bazaar	22 Anand Ultrasound, Porompat
6 Mona Clinical Laboratory (MCL), Lamphel	13 Cecil Medical Laboratory (CML), Lamphel	23 Leishingphung Christian Hospital, Ukhrul
7 Jawaharlal Nehru Institute of Medical Sciences (JNIMS), Porompat	14 Om Clinic	24 Eastern Laboratory, Imphal
	15 New Tech Nursing Home, Thangal Bazaar	25 Chinga Diagnostic Centre (CDC), Singjamei
	16 Padma Medicare, Imphal	26 Public Hospital and Research Institute (PHRI), Hatta
	17 Sapam Imaging Centre, Lamphel	
	18 Shanti Hospital & Research Centre (SHRC),	

Name of Sources outside Manipur

1 Dr. B Borooah Cancer Institute (BBCI), Guwahati	13 Care Laboratory, Dimapur	26 NIMHANS, Bangalore
2 Down Town Hospital (DTH), Guwahati	14 Madona Lab, Dibrugarh	27 Rapid Diagnostics, Guwahati
3 Guwahati Neurology Research Centre (GNRC), Guwahati	15 Apollo Hospital, New Delhi	28 Ayursundara Medical Centre, Mumbai
4 Tata Memorial Hospital (TMH), Mumbai	16 Clinical Path Diagnostic Centre, Shillong	29 Neuro Day Care Centre, Imphal
5 Catholic Medical College (CMC), Vellore	17 Chittaranjan National Cancer Institute (CNCI), Kolkata	30 North East Cancer Hospital & Research Institute (NECHRI), Guwahati
6 All India Institute of Medical Sciences (AIIMS), N. Delhi	18 Post Graduate Institute (PGI), Chandigarh	31 Dispur Hospital, Guwahati
7 Saharia Path Lab., Guwahati	19 Ranbaxy SRL, Mumbai	32 Fortis Hospital, Mumbai
8 Ecopath Centre, Guwahati	20 Diagnostic Centre, Kohima	33 Piramol Diagnostic
9 Arya Hospital, Guwahati	21 Western Laboratory	34 International Hospital, Guwahati
10 Sky Laboratory, Guwahati	22 NEGRIMS, Shillong	35 B P Kopiralka of Health Sciences, Nepal
11 Genesis Laboratory, Mizoram	23 Dr Lal Path Lab, New Delhi	36 Gangaram Prasad Hospital
12 Civil Hospital, Aizawl	24 Lal Path Lab, Guwahati	37 Others
	25 Sanjay Gandhi Post Graduate Institute (SGPGI), Lucknow	38 Unknown

Registry Staff: PBCR, Imphal

Dr H. Satyajyoti Singh	: Medical Research Officer	Mr L. Bhopendro Mangang	: Social Investigator
Dr O. Bijaya Devi	: Statistician	Mr Surjit Meitei	: Social Investigator
Mr R.K Budhibanta	: Computer Programmer	Mr Reemo Yurembam	: Data Entry Operator
Mr Kh. Nabachandra Singh	: Social Investigator		

**TABLE MRS-1: Main Sources of Registration of Incident Cases of Cancer: 2009-2010
Manipur State**

Name of the Institution	Number	%
Regional Institute of Medical Sciences	1979	68.9
Babina Diagnostic Centre	620	21.6
Cancer Atlas	78	2.7
Mona Clinical Laboratory	72	2.5
Shija Hospitals and Research Institute	50	1.7
Others	72	2.5
Total	2871	100.0

1. Institutions listed have registered at least one percent of all cases in the registry for the combined years 2009-2010.

2. The numbers and proportion listed are the minimum number of cases. Institutions could have registered/ reported more cases, since duplicate registrations and non-resident/registry cases are not included.

Figure MRS -1
Population Pyramid showing Age Distribution:2009-2010
MANIPUR STATE

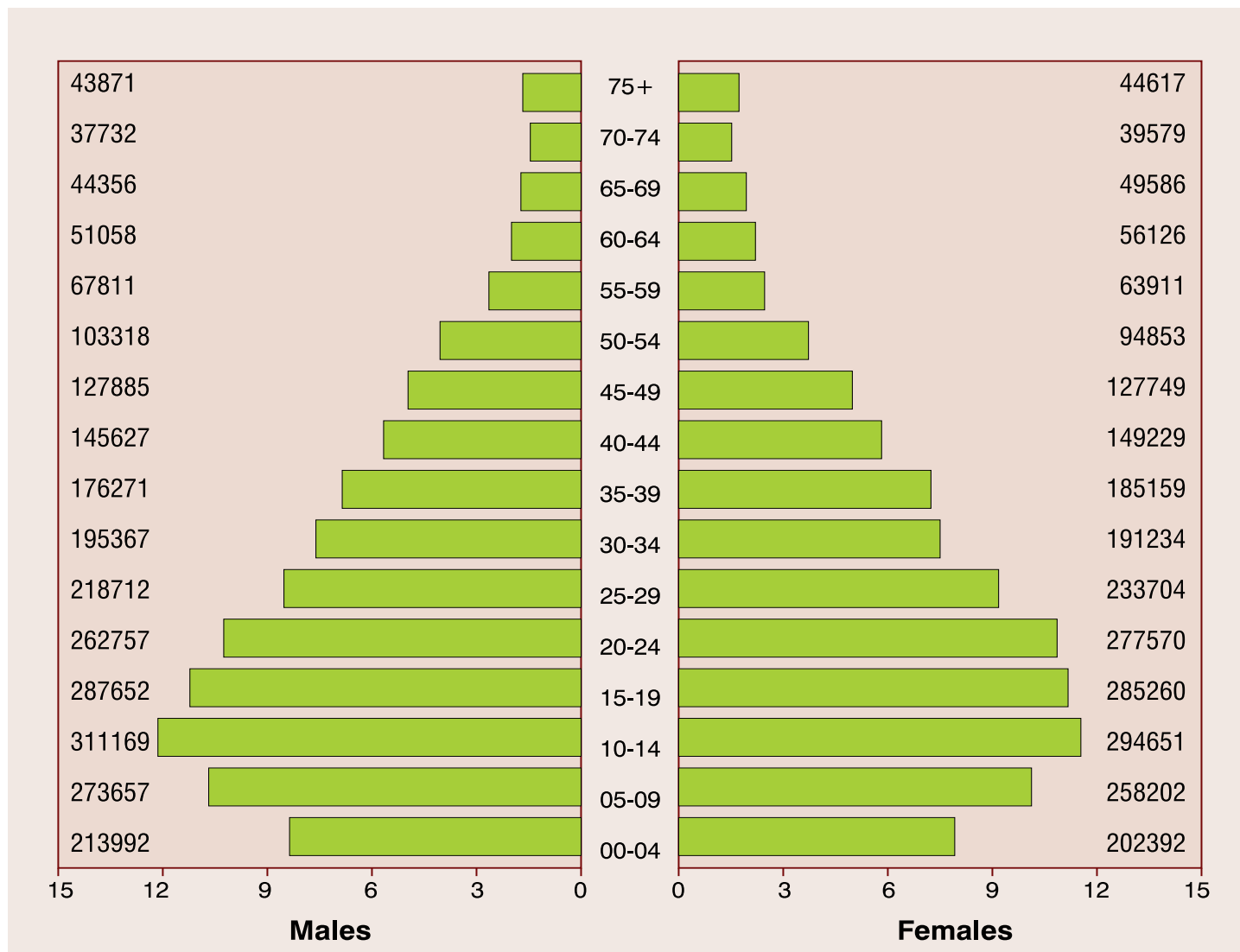


TABLE MRS-2
Population by Five Year Age Group and Gender:2009-2010
Number and Relative Proportion (%)
MANIPUR STATE

Age Group	Males		Females	
	Number	%	Number	%
00-04	213992	8.36	202392	7.93
05-09	273657	10.68	258202	10.11
10-14	311169	12.15	294651	11.54
15-19	287652	11.23	285260	11.17
20-24	262757	10.26	277570	10.87
25-29	218712	8.54	233704	9.15
30-34	195367	7.63	191234	7.49
35-39	176271	6.88	185159	7.25
40-44	145627	5.69	149229	5.84
45-49	127885	4.99	127749	5.00
50-54	103318	4.03	94853	3.71
55-59	67811	2.65	63911	2.50
60-64	51058	1.99	56126	2.20
65-69	44356	1.73	49586	1.94
70-74	37732	1.47	39579	1.55
75+	43871	1.71	44617	1.75
Total	2561235	100.00	2553822	100.00

TABLE MRS-3(a): Number of Incident Cancers by Five Year Age Group and Site (ICD-10):2009-2010 - Males

% = Relative Proportion of Cancers of All Sites.

MANIPUR STATE

ICD-10	Site	0-4	5-9	10-14	15-19	20-24	25-29	30-34	35-39	40-44	45-49	50-54	55-59	60-64	65-69	70-74	75+	Unkn	Total	%
C00	Lip	-	-	-	-	-	-	-	-	-	-	1	-	-	1	-	-	-	2	0.14
C01-C02	Tongue	-	-	-	-	1	1	1	-	1	6	5	6	2	4	4	3	-	34	2.44
C03-C06	Mouth	-	-	-	1	-	1	-	-	4	2	3	3	7	3	1	5	-	30	2.15
C07-C08	Salivary Gland	-	-	-	1	1	-	-	-	6	5	3	-	3	1	1	3	-	24	1.72
C09	Tonsil	1	-	-	-	-	-	-	-	-	-	2	-	1	-	-	3	-	7	0.50
C10	Oth. Oropharynx	-	-	-	-	-	-	-	-	1	1	-	1	3	-	-	3	-	9	0.65
C11	Nasopharynx	-	-	-	-	-	-	3	7	13	14	12	12	9	4	8	6	-	88	6.32
C12-C13	Hypopharynx	-	-	-	-	-	-	-	1	1	3	4	5	4	3	9	4	-	34	2.44
C14	Pharynx Unspecified	-	-	-	-	-	-	-	-	-	-	-	-	-	-	-	-	-	-	-
C15	Oesophagus	-	-	-	-	-	-	1	1	1	9	8	15	12	11	9	6	-	73	5.24
C16	Stomach	-	-	-	-	-	1	-	5	4	7	17	16	20	14	17	13	-	114	8.18
C17	Small Intestine	-	-	-	-	-	-	-	1	-	1	-	-	-	-	-	-	-	2	0.14
C18	Colon	-	-	-	-	1	1	1	1	2	4	8	1	4	5	2	4	-	34	2.44
C19-C20	Rectum	-	-	-	-	-	2	5	4	3	2	5	6	7	6	5	7	-	52	3.73
C21	Anus & Anal Canal	-	-	-	-	-	1	-	-	1	2	-	-	-	1	-	-	-	5	0.36
C22	Liver	-	-	-	-	1	-	3	2	3	6	12	7	14	7	5	7	-	67	4.81
C23-C24	Gallbladder etc.	-	-	-	-	-	2	-	2	1	4	3	3	5	5	4	4	-	33	2.37
C25	Pancreas	-	-	-	-	-	-	-	-	-	-	2	-	4	-	1	2	-	9	0.65
C30-C31	Nose, Sinuses etc.	-	-	-	-	-	-	-	1	-	1	4	-	2	-	-	1	-	9	0.65
C32	Larynx	-	-	-	-	-	1	-	-	1	1	5	4	13	4	7	2	-	38	2.73
C33-C34	Lung etc.	-	-	-	-	-	-	4	4	5	10	21	20	40	40	48	56	-	248	17.80
C37-C38	Other Thoracic Organs	-	-	-	-	-	-	-	-	-	-	-	-	1	-	1	1	-	3	0.22
C40-C41	Bone	-	-	3	2	2	3	1	4	2	-	1	-	1	1	1	1	-	22	1.58
C43	Melanoma of Skin	-	-	-	-	-	-	-	-	-	-	-	-	-	-	-	-	-	-	-
C44	Other Skin	1	-	-	-	-	-	3	3	3	-	7	3	6	3	4	7	-	40	2.87
C45	Mesothelioma	-	-	-	-	-	-	-	-	-	-	-	-	-	-	-	-	-	-	-
C46	Kaposi Sarcoma	-	-	-	-	-	-	-	-	-	-	-	-	-	-	-	-	-	-	-
C47+C49	Conn. & Soft Tissue	-	-	-	1	4	2	1	1	-	1	3	1	3	1	2	2	-	22	1.58
C50	Breast	-	-	-	-	-	-	1	1	-	-	-	1	-	-	2	1	-	6	0.43
C60	Penis	-	-	-	-	-	-	-	1	5	3	2	1	1	1	4	3	-	21	1.51
C61	Prostate	-	-	-	-	-	-	-	-	1	-	1	2	3	1	3	5	-	16	1.15
C62	Testis	1	-	-	-	-	1	-	1	-	-	1	-	-	-	-	-	-	4	0.29
C63	Other Male Genital	-	-	-	-	-	-	-	-	-	-	-	-	-	-	-	-	-	-	-
C64	Kidney etc.	1	-	-	-	-	-	-	-	-	-	1	2	3	2	1	1	-	11	0.79
C65	Renal Pelvis	-	-	-	-	-	-	-	-	-	-	-	-	-	-	-	-	-	-	-
C66	Ureter	-	-	-	-	-	-	-	-	-	-	-	-	-	-	-	-	-	-	-
C67	Bladder	-	-	-	-	-	-	1	1	2	-	4	6	7	2	10	6	-	39	2.80
C68	Uns.Urinary Organs	-	-	-	-	-	-	-	-	-	-	-	-	-	-	-	-	-	-	-
C69	Eye	-	-	-	-	-	-	-	-	-	-	-	-	-	-	-	-	-	-	-
C70-C72	Brain, NS	-	1	-	3	1	4	2	2	2	3	1	4	4	1	1	-	-	29	2.08
C73	Thyroid	-	-	-	-	4	1	2	2	3	3	-	3	1	2	-	2	-	23	1.65
C74	Adrenal Gland	-	-	-	-	-	-	-	-	-	-	-	-	-	-	-	-	-	-	-
C81	Hodgkins Disease	-	1	1	-	-	-	3	-	-	-	2	3	1	-	-	1	-	12	0.86
C82-C85,C96	NHL	-	3	-	1	-	2	7	7	7	7	7	8	9	5	4	7	-	74	5.31
C88	Malig Imn.Prol D	-	-	-	-	-	-	-	-	-	-	-	-	-	-	-	-	-	-	-
C90	Multiple Myeloma	-	-	-	-	-	-	-	1	-	-	-	-	1	1	-	1	-	4	0.29
C91	Lymphoid Leuk.	2	7	3	2	2	-	1	2	-	-	1	3	4	1	-	-	-	28	2.01
C92-C94	Myeloid Leukaemia	3	2	4	2	-	-	5	3	6	4	3	3	4	2	2	3	-	46	3.30
C95	Leukaemia Uns	-	-	-	-	-	-	-	-	-	-	-	-	-	-	-	-	-	-	-
O&U*	Other and Uns	-	-	1	1	-	1	2	-	3	11	5	7	14	9	10	17	-	81	5.81
	All Sites	9	14	12	14	17	24	47	58	81	110	154	146	213	141	166	187	-	1393	100.0

* O&U includes the Sites (ICD-10: C26, C39, C48, C75, C76, C77, C78, C79, C80, C97)

TABLE MRS-3(b): Number of Incident Cancers by Five Year Age Group and Site (ICD-10):2009-2010 - Females

% = Relative Proportion of Cancers of All Sites.

MANIPUR STATE

ICD-10	Site	0-4	5-9	10-14	15-19	20-24	25-29	30-34	35-39	40-44	45-49	50-54	55-59	60-64	65-69	70-74	75+	Unkn	Total	%
C00	Lip	-	-	-	-	-	-	-	-	-	-	-	-	1	1	1	1	-	4	0.27
C01-C02	Tongue	-	-	-	-	-	-	-	-	3	1	1	4	2	1	2	-	-	14	0.95
C03-C06	Mouth	-	-	-	-	-	-	-	1	-	2	1	3	1	2	3	3	-	16	1.08
C07-C08	Salivary Gland	-	-	1	1	1	1	1	1	4	2	-	-	2	1	-	-	-	15	1.01
C09	Tonsil	-	-	-	-	-	-	-	-	-	-	-	-	-	1	-	-	-	1	0.07
C10	Oth. Oropharynx	-	-	-	-	-	-	-	-	-	-	-	-	-	-	1	-	-	1	0.07
C11	Nasopharynx	-	-	-	-	-	1	2	4	8	1	3	4	3	3	1	3	-	33	2.23
C12-C13	Hypopharynx	-	-	-	-	-	-	-	-	-	-	1	3	2	-	-	1	-	7	0.47
C14	Pharynx Unspecified	-	-	-	-	-	-	-	-	-	1	-	-	-	-	-	-	-	1	0.07
C15	Oesophagus	-	-	-	-	-	-	-	-	1	4	6	3	9	4	2	3	-	32	2.17
C16	Stomach	-	-	-	-	-	-	3	2	7	6	4	13	6	7	6	7	-	61	4.13
C17	Small Intestine	-	-	-	-	-	-	-	2	-	-	-	1	-	2	-	-	-	5	0.34
C18	Colon	-	-	-	-	-	-	2	1	1	2	5	1	6	3	4	3	-	28	1.89
C19-C20	Rectum	-	-	-	-	1	6	-	2	3	3	1	2	4	4	2	-	-	28	1.89
C21	Anus & Anal Canal	-	-	-	-	-	-	1	-	-	-	1	-	1	-	-	-	-	3	0.20
C22	Liver	-	-	-	-	-	1	1	1	1	-	5	6	4	2	7	2	-	30	2.03
C23-C24	Gallbladder etc.	-	-	-	-	-	2	1	3	4	3	11	7	11	4	12	11	-	69	4.67
C25	Pancreas	-	-	-	-	-	2	2	-	-	3	3	1	3	1	2	-	-	17	1.15
C30-C31	Nose, Sinuses etc.	-	-	-	-	-	-	-	1	-	-	-	-	1	1	-	-	-	3	0.20
C32	Larynx	-	-	-	-	-	-	-	-	1	-	1	2	4	-	1	2	-	11	0.74
C33-C34	Lung etc.	-	-	-	-	-	1	2	4	8	5	21	19	44	39	33	36	-	212	14.34
C37-C38	Other Thoracic Organs	-	-	-	-	1	-	-	-	-	-	-	-	-	-	-	1	-	2	0.14
C40-C41	Bone	-	1	1	2	4	3	2	2	-	2	1	1	2	1	-	2	-	24	1.62
C43	Melanoma of Skin	-	-	-	-	-	-	-	-	-	-	-	-	-	-	-	-	-	-	-
C44	Other Skin	-	-	-	1	1	1	1	2	2	2	4	6	6	7	5	13	-	51	3.45
C45	Mesothelioma	-	-	-	-	-	-	-	-	-	-	-	-	-	-	-	-	-	-	-
C46	Kaposi Sarcoma	-	-	-	-	-	-	-	-	-	1	-	-	-	-	-	-	-	1	0.07
C47+C49	Conn. & Soft Tissue	-	1	1	-	3	3	4	1	1	2	2	1	-	2	2	-	-	23	1.56
C50	Breast	-	-	-	-	4	4	13	20	29	28	40	24	11	8	4	6	-	191	12.92
C51	Vulva	-	-	-	-	-	3	-	1	-	4	3	4	2	1	-	3	-	21	1.42
C52	Vagina	-	-	-	-	-	1	1	-	1	-	1	-	2	-	2	1	-	9	0.61
C53	Cervix Uteri	-	-	-	-	-	1	7	20	16	20	27	20	19	12	9	10	-	161	10.89
C54	Corpus Uteri	-	-	-	-	1	-	-	-	1	4	2	3	-	2	1	1	-	15	1.01
C55	Uterus Unspecified	-	-	-	-	-	-	-	2	-	1	-	-	2	-	-	-	-	5	0.34
C56	Ovary etc.	1	1	-	-	1	7	7	12	13	8	12	7	2	3	3	1	-	78	5.28
C57	Other Female Genital	-	-	-	-	-	-	-	-	-	-	-	-	-	-	-	-	-	-	-
C58	Placenta	-	-	-	1	-	3	3	2	2	-	-	-	-	-	-	1	-	12	0.81
C64	Kidney etc.	1	-	-	-	-	-	-	1	-	-	3	1	2	1	1	-	-	10	0.68
C65	Renal Pelvis	-	-	-	-	-	-	-	-	-	-	-	-	-	-	-	-	-	-	-
C66	Ureter	-	-	-	-	-	-	-	-	-	1	-	-	-	-	-	-	-	1	0.07
C67	Bladder	-	-	-	-	-	-	-	-	1	1	1	2	1	3	1	4	-	14	0.95
C68	Uns.Urinary Organs	-	-	-	-	-	-	-	-	-	-	-	-	-	-	-	-	-	-	-
C69	Eye	-	-	-	-	1	-	-	1	-	-	-	-	-	-	-	-	-	2	0.14
C70-C72	Brain, NS	-	-	1	-	1	-	-	-	1	1	2	-	-	2	1	-	-	9	0.61
C73	Thyroid	-	-	-	2	7	16	10	10	7	7	13	4	9	4	2	4	-	95	6.43
C74	Adrenal Gland	-	-	-	-	-	-	-	-	-	-	-	-	-	-	-	-	-	-	-
C81	Hodgkins Disease	-	-	-	-	-	-	-	-	1	-	-	1	-	-	-	-	-	2	0.14
C82-C85,C96	NHL	1	-	2	1	2	2	-	3	8	3	1	5	4	3	8	1	-	44	2.98
C88	Malig Imn.Prof D	-	-	-	-	-	-	-	-	-	-	-	-	-	-	-	-	-	-	-
C90	Multiple Myeloma	-	-	-	-	-	-	-	-	1	-	2	-	3	1	-	-	-	7	0.47
C91	Lymphoid Leuk.	2	3	-	3	3	3	1	1	1	1	1	-	-	-	-	-	-	19	1.29
C92-C94	Myeloid Leukaemia	-	1	3	3	2	1	5	3	1	2	4	1	2	-	-	-	-	28	1.89
C95	Leukaemia Uns	-	-	-	-	-	-	-	-	-	-	-	-	-	-	-	-	-	-	-
O&U*	Other and Uns	-	1	-	3	-	-	3	3	4	10	7	6	11	4	7	4	-	63	4.26
	All Sites	5	8	9	17	33	62	72	106	131	131	190	155	182	130	123	124	-	1478	100.0

* O&U includes the Sites (ICD-10: C26, C39, C48, C75, C76, C77, C78, C79, C80, C97)

TABLE MRS-4(a): Average Annual Age Specific, Crude (CR), Age Adjusted (AAR) (with Standard Error (SE)) and Truncated (35-64 yrs) (TR) Incidence Rate per 100,000 population:2009-2010 - Males
MANIPUR STATE

ICD-10	0-4	5-9	10-14	15-19	20-24	25-29	30-34	35-39	40-44	45-49	50-54	55-59	60-64	65-69	70-74	>75	CR	AAR	SE	TR
C00	-	-	-	-	-	-	-	-	-	-	1.0	-	-	2.3	-	-	0.1	0.12	0.08	0.2
C01-C02	-	-	-	-	0.4	0.5	0.5	-	0.7	4.7	4.8	8.8	3.9	9.0	10.6	6.8	1.3	1.79	0.31	3.5
C03-C06	-	-	-	0.3	-	0.5	-	-	2.7	1.6	2.9	4.4	13.7	6.8	2.7	11.4	1.2	1.68	0.32	3.6
C07-C08	-	-	-	0.3	0.4	-	-	-	4.1	3.9	2.9	-	5.9	2.3	2.7	6.8	0.9	1.18	0.25	2.8
C09	0.5	-	-	-	-	-	-	-	-	-	1.9	-	2.0	-	-	6.8	0.3	0.37	0.14	0.6
C10	-	-	-	-	-	-	-	-	0.7	0.8	-	1.5	5.9	-	-	6.8	0.4	0.52	0.18	1.2
C11	-	-	-	-	-	-	1.5	4.0	8.9	10.9	11.6	17.7	17.6	9.0	21.2	13.7	3.4	4.48	0.49	11.0
C12-C13	-	-	-	-	-	-	-	0.6	0.7	2.3	3.9	7.4	7.8	6.8	23.9	9.1	1.3	1.88	0.33	3.3
C14	-	-	-	-	-	-	-	-	-	-	-	-	-	-	-	-	-	-	-	-
C15	-	-	-	-	-	-	0.5	0.6	0.7	7.0	7.7	22.1	23.5	24.8	23.9	13.7	2.9	4.23	0.51	8.7
C16	-	-	-	-	-	0.5	-	2.8	2.7	5.5	16.5	23.6	39.2	31.6	45.1	29.6	4.5	6.47	0.62	12.9
C17	-	-	-	-	-	-	-	0.6	-	0.8	-	-	-	-	-	-	0.1	0.08	0.06	0.3
C18	-	-	-	-	0.4	0.5	0.5	0.6	1.4	3.1	7.7	1.5	7.8	11.3	5.3	9.1	1.3	1.79	0.32	3.4
C19-C20	-	-	-	-	-	0.9	2.6	2.3	2.1	1.6	4.8	8.8	13.7	13.5	13.3	16.0	2.0	2.71	0.39	4.8
C21	-	-	-	-	-	0.5	-	-	0.7	1.6	-	-	-	2.3	-	-	0.2	0.24	0.11	0.4
C22	-	-	-	-	0.4	-	1.5	1.1	2.1	4.7	11.6	10.3	27.4	15.8	13.3	16.0	2.6	3.74	0.47	8.3
C23-C24	-	-	-	-	-	0.9	-	1.1	0.7	3.1	2.9	4.4	9.8	11.3	10.6	9.1	1.3	1.82	0.33	3.3
C25	-	-	-	-	-	-	-	-	-	-	1.9	-	7.8	-	2.7	4.6	0.4	0.55	0.19	1.3
C30-C31	-	-	-	-	-	-	-	0.6	-	0.8	3.9	-	3.9	-	-	2.3	0.4	0.48	0.16	1.4
C32	-	-	-	-	-	0.5	-	-	0.7	0.8	4.8	5.9	25.5	9.0	18.6	4.6	1.5	2.35	0.39	5.1
C33-C34	-	-	-	-	-	-	2.0	2.3	3.4	7.8	20.3	29.5	78.3	90.2	127.2	127.6	9.7	14.07	0.91	19.8
C37-C38	-	-	-	-	-	-	-	-	-	-	-	-	2.0	-	2.7	2.3	0.1	0.18	0.11	0.3
C40-C41	-	-	1.0	0.7	0.8	1.4	0.5	2.3	1.4	-	1.0	-	2.0	2.3	2.7	2.3	0.9	0.86	0.19	1.1
C43	-	-	-	-	-	-	-	-	-	-	-	-	-	-	-	-	-	-	-	-
C44	0.5	-	-	-	-	-	1.5	1.7	2.1	-	6.8	4.4	11.8	6.8	10.6	16.0	1.6	2.09	0.34	3.9
C45	-	-	-	-	-	-	-	-	-	-	-	-	-	-	-	-	-	-	-	-
C46	-	-	-	-	-	-	-	-	-	-	-	-	-	-	-	-	-	-	-	-
C47+C49	-	-	-	0.3	1.5	0.9	0.5	0.6	-	0.8	2.9	1.5	5.9	2.3	5.3	4.6	0.9	1.04	0.23	1.7
C50	-	-	-	-	-	-	0.5	0.6	-	-	-	1.5	-	-	5.3	2.3	0.2	0.28	0.12	0.3
C60	-	-	-	-	-	-	-	0.6	3.4	2.3	1.9	1.5	2.0	2.3	10.6	6.8	0.8	1.03	0.23	2.0
C61	-	-	-	-	-	-	-	-	0.7	-	1.0	2.9	5.9	2.3	8.0	11.4	0.6	0.90	0.23	1.4
C62	0.5	-	-	-	-	0.5	-	0.6	-	-	1.0	-	-	-	-	-	0.2	0.18	0.09	0.3
C63	-	-	-	-	-	-	-	-	-	-	-	-	-	-	-	-	-	-	-	-
C64	0.5	-	-	-	-	-	-	-	-	-	1.0	2.9	5.9	4.5	2.7	2.3	0.4	0.69	0.21	1.3
C65	-	-	-	-	-	-	-	-	-	-	-	-	-	-	-	-	-	-	-	-
C66	-	-	-	-	-	-	-	-	-	-	-	-	-	-	-	-	-	-	-	-
C67	-	-	-	-	-	-	0.5	0.6	1.4	-	3.9	8.8	13.7	4.5	26.5	13.7	1.5	2.18	0.36	3.9
C68	-	-	-	-	-	-	-	-	-	-	-	-	-	-	-	-	-	-	-	-
C69	-	-	-	-	-	-	-	-	-	-	-	-	-	-	-	-	-	-	-	-
C70-C72	-	0.4	-	1.0	0.4	1.8	1.0	1.1	1.4	2.3	1.0	5.9	7.8	2.3	2.7	-	1.1	1.38	0.27	2.9
C73	-	-	-	-	1.5	0.5	1.0	1.1	2.1	2.3	-	4.4	2.0	4.5	-	4.6	0.9	1.03	0.23	1.9
C74	-	-	-	-	-	-	-	-	-	-	-	-	-	-	-	-	-	-	-	-
C81	-	0.4	0.3	-	-	-	1.5	-	-	-	1.9	4.4	2.0	-	-	2.3	0.5	0.56	0.17	1.1
C82-C85,C96	-	1.1	-	0.3	-	0.9	3.6	4.0	4.8	5.5	6.8	11.8	17.6	11.3	10.6	16.0	2.9	3.67	0.44	7.6
C88	-	-	-	-	-	-	-	-	-	-	-	-	-	-	-	-	-	-	-	-
C90	-	-	-	-	-	-	-	0.6	-	-	-	-	2.0	2.3	-	2.3	0.2	0.23	0.12	0.4
C91	0.9	2.6	1.0	0.7	0.8	-	0.5	1.1	-	-	1.0	4.4	7.8	2.3	-	-	1.1	1.28	0.26	2.0
C92-C94	1.4	0.7	1.3	0.7	-	-	2.6	1.7	4.1	3.1	2.9	4.4	7.8	4.5	5.3	6.8	1.8	2.12	0.33	3.8
C95	-	-	-	-	-	-	-	-	-	-	-	-	-	-	-	-	-	-	-	-
O&U*	-	-	0.3	0.3	-	0.5	1.0	-	2.1	8.6	4.8	10.3	27.4	20.3	26.5	38.7	3.2	4.46	0.51	7.7
All	4.2	5.1	3.9	4.9	6.5	11.0	24.1	32.9	55.6	86.0	149.1	215.3	417.2	317.9	439.9	426.2	54.4	74.7	2.07	139.4

* O&U includes the Sites (ICD-10: C26, C39, C48, C75, C76, C77, C78, C79, C80, C97)

TABLE MRS-5(a): Number (#) and Proportion (%) of Cancers by Site (ICD-10) and Method of Diagnosis:2009-2010 - Males

MANIPUR STATE

ICD-10	Site	Clinical		Microscopic		X-Ray/Imaging		DCO		Others		Unknown		Total	
		#	%	#	%	#	%	#	%	#	%	#	%	#	%
C00	Lip	-	-	2	100.0	-	-	-	-	-	-	-	-	2	100.0
C01-C02	Tongue	-	-	32	94.1	1	2.9	-	-	1	2.9	-	-	34	100.0
C03-C06	Mouth	-	-	30	100.0	-	-	-	-	-	-	-	-	30	100.0
C07-C08	Salivary Gland	-	-	24	100.0	-	-	-	-	-	-	-	-	24	100.0
C09	Tonsil	-	-	7	100.0	-	-	-	-	-	-	-	-	7	100.0
C10	Oth. Oropharynx	-	-	9	100.0	-	-	-	-	-	-	-	-	9	100.0
C11	Nasopharynx	1	1.1	83	94.3	2	2.3	1	1.1	-	-	1	1.1	88	100.0
C12-C13	Hypopharynx	-	-	32	94.1	2	5.9	-	-	-	-	-	-	34	100.0
C14	Pharynx Unspecified	-	-	-	-	-	-	-	-	-	-	-	-	-	-
C15	Oesophagus	-	-	70	95.9	1	1.4	-	-	2	2.7	-	-	73	100.0
C16	Stomach	-	-	114	100.0	-	-	-	-	-	-	-	-	114	100.0
C17	Small Intestine	-	-	2	100.0	-	-	-	-	-	-	-	-	2	100.0
C18	Colon	-	-	34	100.0	-	-	-	-	-	-	-	-	34	100.0
C19-C20	Rectum	-	-	50	96.2	2	3.8	-	-	-	-	-	-	52	100.0
C21	Anus & Anal Canal	-	-	5	100.0	-	-	-	-	-	-	-	-	5	100.0
C22	Liver	-	-	60	89.6	3	4.5	1	1.5	3	4.5	-	-	67	100.0
C23-C24	Gallbladder etc.	-	-	30	90.9	2	6.1	-	-	1	3.0	-	-	33	100.0
C25	Pancreas	-	-	4	44.4	3	33.3	-	-	2	22.2	-	-	9	100.0
C30-C31	Nose, Sinuses etc.	-	-	9	100.0	-	-	-	-	-	-	-	-	9	100.0
C32	Larynx	-	-	35	92.1	3	7.9	-	-	-	-	-	-	38	100.0
C33-C34	Lung etc.	-	-	215	86.7	26	10.5	6	2.4	1	0.4	-	-	248	100.0
C37-C38	Other Thoracic Organs	-	-	3	100.0	-	-	-	-	-	-	-	-	3	100.0
C40-C41	Bone	-	-	20	90.9	1	4.5	-	-	1	4.5	-	-	22	100.0
C43	Melanoma of Skin	-	-	-	-	-	-	-	-	-	-	-	-	-	-
C44	Other Skin	-	-	40	100.0	-	-	-	-	-	-	-	-	40	100.0
C45	Mesothelioma	-	-	-	-	-	-	-	-	-	-	-	-	-	-
C46	Kaposi Sarcoma	-	-	-	-	-	-	-	-	-	-	-	-	-	-
C47+C49	Conn. & Soft Tissue	-	-	22	100.0	-	-	-	-	-	-	-	-	22	100.0
C50	Breast	-	-	6	100.0	-	-	-	-	-	-	-	-	6	100.0
C60	Penis	-	-	21	100.0	-	-	-	-	-	-	-	-	21	100.0
C61	Prostate	-	-	16	100.0	-	-	-	-	-	-	-	-	16	100.0
C62	Testis	-	-	4	100.0	-	-	-	-	-	-	-	-	4	100.0
C63	Other Male Genital	-	-	-	-	-	-	-	-	-	-	-	-	-	-
C64	Kidney etc.	-	-	8	72.7	2	18.2	-	-	1	9.1	-	-	11	100.0
C65	Renal Pelvis	-	-	-	-	-	-	-	-	-	-	-	-	-	-
C66	Ureter	-	-	-	-	-	-	-	-	-	-	-	-	-	-
C67	Bladder	-	-	38	97.4	-	-	-	-	1	2.6	-	-	39	100.0
C68	Uns. Urinary Organs	-	-	-	-	-	-	-	-	-	-	-	-	-	-
C69	Eye	-	-	-	-	-	-	-	-	-	-	-	-	-	-
C70-C72	Brain, Nervous System	-	-	22	75.9	6	20.7	-	-	1	3.4	-	-	29	100.0
C73	Thyroid	-	-	22	95.7	-	-	-	-	1	4.3	-	-	23	100.0
C74	Adrenal Gland	-	-	-	-	-	-	-	-	-	-	-	-	-	-
C81	Hodgkins Disease	-	-	11	91.7	1	8.3	-	-	-	-	-	-	12	100.0
C82-C85,C96	NHL	-	-	73	98.6	-	-	-	-	1	1.4	-	-	74	100.0
C88	Malig Imn.Prol	D	-	-	-	-	-	-	-	-	-	-	-	-	-
C90	Multiple Myeloma	-	-	4	100.0	-	-	-	-	-	-	-	-	4	100.0
C91	Lymphoid Leuk.	-	-	28	100.0	-	-	-	-	-	-	-	-	28	100.0
C92-C94	Myeloid Leukaemia	-	-	46	100.0	-	-	-	-	-	-	-	-	46	100.0
C95	Leukaemia Uns	-	-	-	-	-	-	-	-	-	-	-	-	-	-
O&U*	Other and Uns	1	1.2	75	92.6	1	1.2	-	-	2	2.5	2	2.5	81	100.0
	All Sites	2	0.1	1306	93.8	56	4.0	8	0.6	18	1.3	3	0.2	1393	100.0

* O&U includes the Sites (ICD-10: C26, C39, C48, C75, C76, C77, C78, C79, C80, C97)

TABLE MRS-5(b): Number (#) and Proportion (%) of Cancers by Site (ICD-10) and Method of Diagnosis:2009-2010 - Females

MANIPUR STATE

ICD-10	Site	Clinical		Microscopic		X-Ray/Imaging		DCO		Others		Unknown		Total	
		#	%	#	%	#	%	#	%	#	%	#	%	#	%
C00	Lip	-	-	4	100.0	-	-	-	-	-	-	-	-	4	100.0
C01-C02	Tongue	-	-	13	92.9	-	-	-	-	-	-	1	7.1	14	100.0
C03-C06	Mouth	-	-	16	100.0	-	-	-	-	-	-	-	-	16	100.0
C07-C08	Salivary Gland	-	-	15	100.0	-	-	-	-	-	-	-	-	15	100.0
C09	Tonsil	1	100.0	-	-	-	-	-	-	-	-	-	-	1	100.0
C10	Oth. Oropharynx	-	-	1	100.0	-	-	-	-	-	-	-	-	1	100.0
C11	Nasopharynx	-	-	31	93.9	2	6.1	-	-	-	-	-	-	33	100.0
C12-C13	Hypopharynx	-	-	7	100.0	-	-	-	-	-	-	-	-	7	100.0
C14	Pharynx Unspecified	-	-	1	100.0	-	-	-	-	-	-	-	-	1	100.0
C15	Oesophagus	-	-	28	87.5	3	9.4	-	-	1	3.1	-	-	32	100.0
C16	Stomach	-	-	59	96.7	-	-	-	-	1	1.6	1	1.6	61	100.0
C17	Small Intestine	-	-	5	100.0	-	-	-	-	-	-	-	-	5	100.0
C18	Colon	-	-	27	96.4	-	-	-	-	1	3.6	-	-	28	100.0
C19-C20	Rectum	-	-	28	100.0	-	-	-	-	-	-	-	-	28	100.0
C21	Anus & Anal Canal	-	-	2	66.7	1	33.3	-	-	-	-	-	-	3	100.0
C22	Liver	-	-	27	90.0	2	6.7	-	-	1	3.3	-	-	30	100.0
C23-C24	Gallbladder etc.	-	-	61	88.4	5	7.2	2	2.9	1	1.4	-	-	69	100.0
C25	Pancreas	-	-	12	70.6	5	29.4	-	-	-	-	-	-	17	100.0
C30-C31	Nose, Sinuses etc.	-	-	3	100.0	-	-	-	-	-	-	-	-	3	100.0
C32	Larynx	-	-	10	90.9	1	9.1	-	-	-	-	-	-	11	100.0
C33-C34	Lung etc.	-	-	188	88.7	22	10.4	2	0.9	-	-	-	-	212	100.0
C37-C38	Other Thoracic Organs	-	-	2	100.0	-	-	-	-	-	-	-	-	2	100.0
C40-C41	Bone	-	-	23	95.8	-	-	-	-	1	4.2	-	-	24	100.0
C43	Melanoma of Skin	-	-	-	-	-	-	-	-	-	-	-	-	-	-
C44	Other Skin	-	-	51	100.0	-	-	-	-	-	-	-	-	51	100.0
C45	Mesothelioma	-	-	-	-	-	-	-	-	-	-	-	-	-	-
C46	Kaposi Sarcoma	-	-	1	100.0	-	-	-	-	-	-	-	-	1	100.0
C47+C49	Conn. & Soft Tissue	-	-	23	100.0	-	-	-	-	-	-	-	-	23	100.0
C50	Breast	-	-	190	99.5	-	-	1	0.5	-	-	-	-	191	100.0
C51	Vulva	-	-	21	100.0	-	-	-	-	-	-	-	-	21	100.0
C52	Vagina	-	-	9	100.0	-	-	-	-	-	-	-	-	9	100.0
C53	Cervix Uteri	-	-	157	97.5	2	1.2	2	1.2	-	-	-	-	161	100.0
C54	Corpus Uteri	-	-	14	93.3	-	-	-	-	-	-	1	6.7	15	100.0
C55	Uterus Unspecified	-	-	5	100.0	-	-	-	-	-	-	-	-	5	100.0
C56	Ovary etc.	-	-	73	93.6	4	5.1	-	-	1	1.3	-	-	78	100.0
C57	Other Female Genital	-	-	-	-	-	-	-	-	-	-	-	-	-	-
C58	Placenta	-	-	10	83.3	-	-	-	-	2	16.7	-	-	12	100.0
C64	Kidney etc.	-	-	10	100.0	-	-	-	-	-	-	-	-	10	100.0
C65	Renal Pelvis	-	-	-	-	-	-	-	-	-	-	-	-	-	-
C66	Ureter	-	-	1	100.0	-	-	-	-	-	-	-	-	1	100.0
C67	Bladder	-	-	14	100.0	-	-	-	-	-	-	-	-	14	100.0
C68	Uns.Urinary Organs	-	-	-	-	-	-	-	-	-	-	-	-	-	-
C69	Eye	-	-	2	100.0	-	-	-	-	-	-	-	-	2	100.0
C70-C72	Brain, Nervous System	-	-	4	44.4	3	33.3	-	-	1	11.1	1	11.1	9	100.0
C73	Thyroid	-	-	92	96.8	1	1.1	-	-	-	-	2	2.1	95	100.0
C74	Adrenal Gland	-	-	-	-	-	-	-	-	-	-	-	-	-	-
C81	Hodgkins Disease	-	-	2	100.0	-	-	-	-	-	-	-	-	2	100.0
C82-C85,C96	NHL	-	-	43	97.7	1	2.3	-	-	-	-	-	-	44	100.0
C88	Malig Imn.Prol D	-	-	-	-	-	-	-	-	-	-	-	-	-	-
C90	Multiple Myeloma	-	-	7	100.0	-	-	-	-	-	-	-	-	7	100.0
C91	Lymphoid Leuk.	-	-	19	100.0	-	-	-	-	-	-	-	-	19	100.0
C92-C94	Myeloid Leukaemia	-	-	27	96.4	-	-	1	3.6	-	-	-	-	28	100.0
C95	Leukaemia Uns	-	-	-	-	-	-	-	-	-	-	-	-	-	-
O&U*	Other and Uns	-	-	60	95.2	2	3.2	-	-	1	1.6	-	-	63	100.0
	All Sites	1	0.1	1398	94.6	54	3.7	8	0.5	11	0.7	6	0.4	1478	100.0

* O&U includes the Sites (ICD-10: C26, C39, C48, C75, C76, C77, C78, C79, C80, C97)

TABLE MRS-6(a): Number (#) and Proportion (%) of Cancers by Site (ICD-10) and Detailed Microscopic Diagnosis:2009-2010 - Males

MANIPUR STATE

ICD-10	Site	Pri. Hist		Sec. Hist		Cytology		Blood Film		Bone Marrow		Others		Total	
		#	%	#	%	#	%	#	%	#	%	#	%	#	%
C00	Lip	2	100.0	-	-	-	-	-	-	-	-	-	-	2	100.0
C01-C02	Tongue	27	79.4	-	-	5	14.7	-	-	-	-	2	5.9	34	100.0
C03-C06	Mouth	22	73.3	-	-	8	26.7	-	-	-	-	-	-	30	100.0
C07-C08	Salivary Gland	9	37.5	-	-	15	62.5	-	-	-	-	-	-	24	100.0
C09	Tonsil	2	28.6	-	-	5	71.4	-	-	-	-	-	-	7	100.0
C10	Oth. Oropharynx	6	66.7	1	11.1	2	22.2	-	-	-	-	-	-	9	100.0
C11	Nasopharynx	40	45.5	4	4.5	39	44.3	-	-	-	-	5	5.7	88	100.0
C12-C13	Hypopharynx	20	58.8	1	2.9	11	32.4	-	-	-	-	2	5.9	34	100.0
C14	Pharynx Unspecified	-	-	-	-	-	-	-	-	-	-	-	-	-	-
C15	Oesophagus	64	87.7	1	1.4	5	6.8	-	-	-	-	3	4.1	73	100.0
C16	Stomach	94	82.5	3	2.6	17	14.9	-	-	-	-	-	-	114	100.0
C17	Small Intestine	-	-	-	-	2	100.0	-	-	-	-	-	-	2	100.0
C18	Colon	32	94.1	-	-	2	5.9	-	-	-	-	-	-	34	100.0
C19-C20	Rectum	47	90.4	-	-	3	5.8	-	-	-	-	2	3.8	52	100.0
C21	Anus & Anal Canal	5	100.0	-	-	-	-	-	-	-	-	-	-	5	100.0
C22	Liver	4	6.0	-	-	56	83.6	-	-	-	-	7	10.4	67	100.0
C23-C24	Gallbladder etc.	20	60.6	-	-	10	30.3	-	-	-	-	3	9.1	33	100.0
C25	Pancreas	3	33.3	-	-	1	11.1	-	-	-	-	5	55.6	9	100.0
C30-C31	Nose, Sinuses etc.	8	88.9	-	-	1	11.1	-	-	-	-	-	-	9	100.0
C32	Larynx	29	76.3	1	2.6	5	13.2	-	-	-	-	3	7.9	38	100.0
C33-C34	Lung etc.	10	4.0	1	0.4	203	81.9	-	-	1	0.4	33	13.3	248	100.0
C37-C38	Other Thoracic Organs	1	33.3	-	-	2	66.7	-	-	-	-	-	-	3	100.0
C40-C41	Bone	16	72.7	-	-	4	18.2	-	-	-	-	2	9.1	22	100.0
C43	Melanoma of Skin	-	-	-	-	-	-	-	-	-	-	-	-	-	-
C44	Other Skin	29	72.5	-	-	11	27.5	-	-	-	-	-	-	40	100.0
C45	Mesothelioma	-	-	-	-	-	-	-	-	-	-	-	-	-	-
C46	Kaposi Sarcoma	-	-	-	-	-	-	-	-	-	-	-	-	-	-
C47+C49	Conn. & Soft Tissue	12	54.5	2	9.1	8	36.4	-	-	-	-	-	-	22	100.0
C50	Breast	1	16.7	-	-	5	83.3	-	-	-	-	-	-	6	100.0
C60	Penis	18	85.7	-	-	3	14.3	-	-	-	-	-	-	21	100.0
C61	Prostate	14	87.5	1	6.3	1	6.3	-	-	-	-	-	-	16	100.0
C62	Testis	3	75.0	-	-	1	25.0	-	-	-	-	-	-	4	100.0
C63	Other Male Genital	-	-	-	-	-	-	-	-	-	-	-	-	-	-
C64	Kidney etc.	4	36.4	-	-	4	36.4	-	-	-	-	3	27.3	11	100.0
C65	Renal Pelvis	-	-	-	-	-	-	-	-	-	-	-	-	-	-
C66	Ureter	-	-	-	-	-	-	-	-	-	-	-	-	-	-
C67	Bladder	38	97.4	-	-	-	-	-	-	-	-	1	2.6	39	100.0
C68	Uns. Urinary Organs	-	-	-	-	-	-	-	-	-	-	-	-	-	-
C69	Eye	-	-	-	-	-	-	-	-	-	-	-	-	-	-
C70-C72	Brain, Nervous System	17	58.6	1	3.4	4	13.8	-	-	-	-	7	24.1	29	100.0
C73	Thyroid	11	47.8	-	-	11	47.8	-	-	-	-	1	4.3	23	100.0
C74	Adrenal Gland	-	-	-	-	-	-	-	-	-	-	-	-	-	-
C81	Hodgkins Disease	3	25.0	-	-	8	66.7	-	-	-	-	1	8.3	12	100.0
C82-C85,C96	NHL	18	24.3	-	-	55	74.3	-	-	-	-	1	1.4	74	100.0
C88	Malig Imn.Prol D	-	-	-	-	-	-	-	-	-	-	-	-	-	-
C90	Multiple Myeloma	1	25.0	-	-	-	-	-	-	3	75.0	-	-	4	100.0
C91	Lymphoid Leuk.	-	-	-	-	-	-	-	-	28	100.0	-	-	28	100.0
C92-C94	Myeloid Leukaemia	-	-	-	-	-	-	-	-	46	100.0	-	-	46	100.0
C95	Leukaemia Uns	-	-	-	-	-	-	-	-	-	-	-	-	-	-
O&U*	Other and Uns	3	3.7	2	2.5	69	85.2	-	-	1	1.2	6	7.4	81	100.0
	All Sites	633	45.4	18	1.3	576	41.3	-	-	79	5.7	87	6.2	1393	100.0

* O&U includes the Sites (ICD-10: C26, C39, C48, C75, C76, C77, C78, C79, C80, C97)

TABLE MRS-6(b): Number (#) and Proportion (%) of Cancers by Site (ICD-10) and Detailed Microscopic Diagnosis:2009-2010 - Females

MANIPUR STATE

ICD-10	Site	Pri. Hist		Sec. Hist		Cytology		Blood Film		Bone Marrow		Others		Total	
		#	%	#	%	#	%	#	%	#	%	#	%	#	%
C00	Lip	4	100.0	-	-	-	-	-	-	-	-	-	-	4	100.0
C01-C02	Tongue	11	78.6	-	-	2	14.3	-	-	-	-	1	7.1	14	100.0
C03-C06	Mouth	12	75.0	-	-	4	25.0	-	-	-	-	-	-	16	100.0
C07-C08	Salivary Gland	8	53.3	-	-	7	46.7	-	-	-	-	-	-	15	100.0
C09	Tonsil	-	-	-	-	-	-	-	-	-	-	1	100.0	1	100.0
C10	Oth.Oropharynx	1	100.0	-	-	-	-	-	-	-	-	-	-	1	100.0
C11	Nasopharynx	11	33.3	2	6.1	18	54.5	-	-	-	-	2	6.1	33	100.0
C12-C13	Hypopharynx	4	57.1	-	-	3	42.9	-	-	-	-	-	-	7	100.0
C14	Pharynx Unspecified	1	100.0	-	-	-	-	-	-	-	-	-	-	1	100.0
C15	Oesophagus	22	68.8	1	3.1	5	15.6	-	-	-	-	4	12.5	32	100.0
C16	Stomach	45	73.8	1	1.6	12	19.7	-	-	1	1.6	2	3.3	61	100.0
C17	Small Intestine	5	100.0	-	-	-	-	-	-	-	-	-	-	5	100.0
C18	Colon	20	71.4	1	3.6	6	21.4	-	-	-	-	1	3.6	28	100.0
C19-C20	Rectum	25	89.3	2	7.1	1	3.6	-	-	-	-	-	-	28	100.0
C21	Anus & Anal Canal	2	66.7	-	-	-	-	-	-	-	-	1	33.3	3	100.0
C22	Liver	1	3.3	-	-	26	86.7	-	-	-	-	3	10.0	30	100.0
C23-C24	Gallbladder etc.	32	46.4	2	2.9	27	39.1	-	-	-	-	8	11.6	69	100.0
C25	Pancreas	4	23.5	1	5.9	7	41.2	-	-	-	-	5	29.4	17	100.0
C30-C31	Nose, Sinuses etc.	3	100.0	-	-	-	-	-	-	-	-	-	-	3	100.0
C32	Larynx	9	81.8	-	-	1	9.1	-	-	-	-	1	9.1	11	100.0
C33-C34	Lung etc.	4	1.9	2	0.9	182	85.8	-	-	-	-	24	11.3	212	100.0
C37-C38	Other Thoracic Organs	1	50.0	-	-	1	50.0	-	-	-	-	-	-	2	100.0
C40-C41	Bone	11	45.8	-	-	12	50.0	-	-	-	-	1	4.2	24	100.0
C43	Melanoma of Skin	-	-	-	-	-	-	-	-	-	-	-	-	-	-
C44	Other Skin	40	78.4	-	-	11	21.6	-	-	-	-	-	-	51	100.0
C45	Mesothelioma	-	-	-	-	-	-	-	-	-	-	-	-	-	-
C46	Kaposi Sarcoma	-	-	-	-	1	100.0	-	-	-	-	-	-	1	100.0
C47+C49	Conn. & Soft Tissue	13	56.5	-	-	10	43.5	-	-	-	-	-	-	23	100.0
C50	Breast	97	50.8	1	0.5	92	48.2	-	-	-	-	1	0.5	191	100.0
C51	Vulva	18	85.7	-	-	3	14.3	-	-	-	-	-	-	21	100.0
C52	Vagina	8	88.9	-	-	1	11.1	-	-	-	-	-	-	9	100.0
C53	Cervix Uteri	142	88.2	-	-	15	9.3	-	-	-	-	4	2.5	161	100.0
C54	Corpus Uteri	13	86.7	-	-	1	6.7	-	-	-	-	1	6.7	15	100.0
C55	Uterus Unspecified	5	100.0	-	-	-	-	-	-	-	-	-	-	5	100.0
C56	Ovary etc.	38	48.7	4	5.1	31	39.7	-	-	-	-	5	6.4	78	100.0
C57	Other Female Genital	-	-	-	-	-	-	-	-	-	-	-	-	-	-
C58	Placenta	5	41.7	3	25.0	2	16.7	-	-	-	-	2	16.7	12	100.0
C64	Kidney etc.	7	70.0	1	10.0	2	20.0	-	-	-	-	-	-	10	100.0
C65	Renal Pelvis	-	-	-	-	-	-	-	-	-	-	-	-	-	-
C66	Ureter	1	100.0	-	-	-	-	-	-	-	-	-	-	1	100.0
C67	Bladder	13	92.9	-	-	1	7.1	-	-	-	-	-	-	14	100.0
C68	Uns.Urinary Organs	-	-	-	-	-	-	-	-	-	-	-	-	-	-
C69	Eye	2	100.0	-	-	-	-	-	-	-	-	-	-	2	100.0
C70-C72	Brain, Nervous System	3	33.3	-	-	1	11.1	-	-	-	-	5	55.6	9	100.0
C73	Thyroid	38	40.0	-	-	54	56.8	-	-	-	-	3	3.2	95	100.0
C74	Adrenal Gland	-	-	-	-	-	-	-	-	-	-	-	-	-	-
C81	Hodgkins Disease	-	-	-	-	2	100.0	-	-	-	-	-	-	2	100.0
C82-C85,C96	NHL	9	20.5	-	-	32	72.7	-	-	2	4.5	1	2.3	44	100.0
C88	Malig Imn.Prol D	-	-	-	-	-	-	-	-	-	-	-	-	-	-
C90	Multiple Myeloma	-	-	-	-	-	-	-	-	7	100.0	-	-	7	100.0
C91	Lymphoid Leuk.	-	-	-	-	-	-	-	-	19	100.0	-	-	19	100.0
C92-C94	Myeloid Leukaemia	-	-	-	-	-	-	1	3.6	26	92.9	1	3.6	28	100.0
C95	Leukaemia Uns	-	-	-	-	-	-	-	-	-	-	-	-	-	-
O&U*	Other and Uns	4	6.3	2	3.2	53	84.1	-	-	1	1.6	3	4.8	63	100.0
	All Sites	692	46.8	23	1.6	626	42.4	1	0.1	56	3.8	80	5.4	1478	100.0

* O&U includes the Sites (ICD-10: C26, C39, C48, C75, C76, C77, C78, C79, C80, C97)

TABLE MRS-7(a): Number of Cancer Deaths by Five Year Age Group and Site (ICD-10):2009-2010 – Males

%= Relative Proportion of Cancers of All Sites.

MANIPUR STATE

ICD-10	Site	0-4	5-9	10-14	15-19	20-24	25-29	30-34	35-39	40-44	45-49	50-54	55-59	60-64	65-69	70-74	75+	Unkn	Total	%	
C00	Lip	-	-	-	-	-	-	-	-	-	-	1	-	-	-	-	-	-	1	0.38	
C01-C02	Tongue	-	-	-	-	-	-	-	-	-	1	-	-	-	-	-	-	-	1	0.38	
C03-C06	Mouth	-	-	-	1	-	-	-	-	-	-	-	-	1	-	-	1	-	3	1.15	
C07-C08	Salivary Gland	-	-	-	-	-	-	-	-	-	-	-	-	-	-	-	-	-	-	-	
C09	Tonsil	-	-	-	-	-	-	-	-	-	-	-	-	-	-	-	-	-	-	-	
C10	Oth. Oropharynx	-	-	-	-	-	-	-	-	-	-	-	-	1	-	-	-	-	1	0.38	
C11	Nasopharynx	-	-	-	-	-	-	-	-	1	-	-	-	-	2	1	1	-	5	1.91	
C12-C13	Hypopharynx	-	-	-	-	-	-	-	-	-	-	1	-	-	-	-	1	-	2	0.76	
C14	Pharynx Unspecified	-	-	-	-	-	-	-	-	-	-	-	-	-	-	-	-	-	-	-	
C15	Oesophagus	-	-	-	-	-	-	-	-	-	-	1	3	1	2	-	3	-	10	3.82	
C16	Stomach	-	-	-	-	-	2	-	-	2	3	2	6	4	3	6	1	-	29	11.07	
C17	Small Intestine	-	-	-	-	-	-	-	-	-	-	-	-	-	-	-	-	-	-	-	
C18	Colon	-	-	-	-	1	-	-	-	-	1	3	-	2	3	-	-	-	10	3.82	
C19-C20	Rectum	-	-	-	-	-	-	2	2	-	2	1	1	1	-	-	-	-	9	3.44	
C21	Anus & Anal Canal	-	-	-	-	-	-	-	-	-	-	-	-	-	-	-	-	-	-	-	
C22	Liver	-	1	-	-	-	-	2	3	1	-	5	6	2	4	2	2	-	28	10.69	
C23-C24	Gallbladder etc.	-	-	-	-	-	-	-	1	-	2	-	1	-	1	1	-	-	6	2.29	
C25	Pancreas	-	-	-	-	-	-	1	-	-	-	-	-	1	-	1	1	-	4	1.53	
C30-C31	Nose, Sinuses etc.	-	-	-	-	-	-	-	-	-	-	-	-	-	-	-	-	-	-	-	
C32	Larynx	-	-	-	-	-	-	-	-	-	-	1	1	1	-	-	-	-	3	1.15	
C33-C34	Lung etc.	-	-	-	-	-	-	2	-	-	2	5	10	20	18	18	22	-	97	37.02	
C37-C38	Other Thoracic Organs	-	-	-	-	-	-	-	-	-	-	-	-	-	-	-	-	-	-	-	
C40-C41	Bone	-	-	-	-	-	-	-	-	-	-	-	-	-	-	-	-	-	-	-	
C43	Melanoma of Skin	-	-	-	-	-	-	-	-	-	-	-	-	-	-	-	-	-	-	-	
C44	Other Skin	-	-	-	-	-	-	-	-	-	-	-	-	-	-	-	-	-	-	-	
C45	Mesothelioma	-	-	-	-	-	-	-	-	-	-	-	-	-	-	-	-	-	-	-	
C46	Kaposi Sarcoma	-	-	-	-	-	-	-	-	-	-	-	-	-	-	-	-	-	-	-	
C47 + C49	Conn. & Soft Tissue	-	-	-	-	-	-	-	-	-	-	-	-	-	-	-	-	-	-	-	
C50	Breast	-	-	-	-	-	-	-	-	-	-	-	-	-	-	-	-	-	-	-	
C60	Penis	-	-	-	-	-	-	-	-	-	-	-	-	-	-	-	2	2	-	4	1.53
C61	Prostate	-	-	-	-	-	-	-	-	-	-	-	-	-	-	-	-	-	-	-	
C62	Testis	-	-	-	-	-	-	-	-	-	-	-	-	-	-	-	-	-	-	-	
C63	Other Male Genital	-	-	-	-	-	-	-	-	-	-	-	-	-	-	-	-	-	-	-	
C64	Kidney etc.	-	-	-	-	-	-	-	-	-	-	-	1	3	-	1	1	-	6	2.29	
C65	Renal Pelvis	-	-	-	-	-	-	-	-	-	-	-	-	-	-	-	-	-	-	-	
C66	Ureter	-	-	-	-	-	-	-	-	-	-	-	-	-	-	-	-	-	-	-	
C67	Bladder	-	-	-	-	-	-	-	-	-	-	-	-	2	-	2	1	-	5	1.91	
C68	Uns. Urinary Organs	-	-	-	-	-	-	-	-	-	-	-	-	-	-	-	-	-	-	-	
C69	Eye	-	-	-	-	-	-	-	-	-	-	-	-	-	-	-	-	-	-	-	
C70-C72	Brain, Nervous System	-	-	-	2	-	-	-	-	2	1	1	1	1	-	-	-	-	8	3.05	
C73	Thyroid	-	-	-	-	-	-	-	-	-	-	-	-	-	1	-	-	-	1	0.38	
C74	Adrenal Gland	-	-	-	-	-	-	-	-	-	-	-	-	-	-	-	-	-	-	-	
C81	Hodgkins Disease	-	-	-	-	-	-	-	-	-	-	-	-	1	-	-	-	-	1	0.38	
C82-C85,C96	NHL	-	-	-	-	-	1	1	1	1	-	-	1	3	1	-	-	-	9	3.44	
C88	Malig Imn.Prol D	-	-	-	-	-	-	-	-	-	-	-	-	-	-	-	-	-	-	-	
C90	Multiple Myeloma	-	-	-	-	-	-	-	-	-	-	-	-	-	1	-	-	-	1	0.38	
C91	Lymphoid Leuk.	-	3	1	-	-	-	-	-	-	-	-	-	-	1	-	-	-	5	1.91	
C92-C94	Myeloid Leukaemia	-	-	-	-	-	-	1	1	1	1	2	-	-	-	1	-	-	7	2.67	
C95	Leukaemia Uns	-	-	-	-	-	-	-	-	-	-	-	-	-	-	-	-	-	-	-	
O&U*	Other and Uns	-	-	-	-	-	-	1	-	-	2	-	-	-	2	-	1	-	6	2.29	
	All Sites	-	4	1	3	1	3	10	8	8	15	23	31	44	39	35	37	-	262	100.00	

* O&U includes the Sites (ICD-10: C26, C39, C48, C75, C76, C77, C78, C79, C80, C97)

TABLE MRS-7(b): Number of Cancer Deaths by Five Year Age Group and Site (ICD-10):2009-2010 – Females

%= Relative Proportion of Cancers of All Sites.

MANIPUR STATE

ICD-10	Site	0-4	5-9	10-14	15-19	20-24	25-29	30-34	35-39	40-44	45-49	50-54	55-59	60-64	65-69	70-74	75+	Unkn	Total	%
C00	Lip	-	-	-	-	-	-	-	-	-	-	-	-	-	-	-	-	-	-	-
C01-C02	Tongue	-	-	-	-	-	-	-	-	-	-	-	-	-	1	-	-	-	1	0.51
C03-C06	Mouth	-	-	-	-	-	-	-	-	-	-	-	-	-	-	-	-	-	-	-
C07-C08	Salivary Gland	-	-	-	-	-	-	-	-	-	-	-	-	-	-	-	-	-	-	-
C09	Tonsil	-	-	-	-	-	-	-	-	-	-	-	-	-	-	-	-	-	-	-
C10	Oth. Oropharynx	-	-	-	-	-	-	-	-	-	-	-	-	-	-	-	-	-	-	-
C11	Nasopharynx	-	-	-	-	-	-	-	-	-	-	-	-	-	-	-	1	-	1	0.51
C12-C13	Hypopharynx	-	-	-	-	-	-	-	-	-	-	-	-	-	-	-	-	-	-	-
C14	Pharynx Unspecified	-	-	-	-	-	-	-	-	-	-	-	-	-	-	-	-	-	-	-
C15	Oesophagus	-	-	-	-	-	-	-	-	-	-	1	-	-	-	-	-	-	1	0.51
C16	Stomach	-	-	-	-	-	-	1	-	2	1	-	1	1	3	1	1	-	11	5.64
C17	Small Intestine	-	-	-	-	-	-	-	-	-	-	-	-	-	-	-	-	-	-	-
C18	Colon	-	-	-	-	-	-	1	-	-	-	2	2	1	-	2	1	-	9	4.62
C19-C20	Rectum	-	-	-	-	-	-	-	-	2	1	2	1	2	-	-	-	-	8	4.10
C21	Anus & Anal Canal	-	-	-	-	-	-	-	-	-	-	-	-	-	-	-	-	-	-	-
C22	Liver	-	-	-	-	-	-	-	-	1	-	3	1	-	-	1	-	-	6	3.08
C23-C24	Gallbladder etc.	-	-	-	-	-	1	1	-	-	-	2	3	4	-	3	3	-	17	8.72
C25	Pancreas	-	-	-	-	-	-	-	-	-	-	1	-	2	-	-	-	-	3	1.54
C30-C31	Nose, Sinuses etc.	-	-	-	-	-	-	-	-	-	-	-	-	-	-	-	-	-	-	-
C32	Larynx	-	-	-	-	-	-	-	-	-	-	-	1	-	-	-	-	-	1	0.51
C33-C34	Lung etc.	-	-	-	-	-	-	-	2	-	1	7	8	20	14	9	12	-	73	37.44
C37-C38	Other Thoracic Organs	-	-	-	-	-	-	-	-	-	-	-	-	-	-	-	-	-	-	-
C40-C41	Bone	-	-	-	-	-	-	-	-	-	-	-	-	-	-	-	-	-	-	-
C43	Melanoma of Skin	-	-	-	-	-	-	-	-	-	-	-	-	-	-	-	-	-	-	-
C44	Other Skin	-	-	-	-	-	-	-	-	-	-	-	-	-	-	-	1	-	1	0.51
C45	Mesothelioma	-	-	-	-	-	-	-	-	-	-	-	-	-	-	-	-	-	-	-
C46	Kaposi Sarcoma	-	-	-	-	-	-	-	-	-	-	-	-	-	-	-	-	-	-	-
C47+C49	Conn. & Soft Tissue	-	-	-	-	-	1	-	-	1	-	-	-	-	-	-	-	-	2	1.03
C50	Breast	-	-	-	-	1	-	1	-	2	1	3	1	1	1	-	-	-	11	5.64
C51	Vulva	-	-	-	-	-	-	-	-	-	1	-	1	-	-	-	-	-	2	1.03
C52	Vagina	-	-	-	-	-	-	-	-	1	-	1	-	-	-	-	-	-	2	1.03
C53	Cervix Uteri	-	-	-	-	-	-	-	-	1	1	1	2	3	1	-	4	-	13	6.67
C54	Corpus Uteri	-	-	-	-	-	-	-	-	-	-	1	-	-	-	-	-	-	1	0.51
C55	Uterus Unspecified	-	-	-	-	-	-	-	-	-	-	-	-	-	-	-	-	-	-	-
C56	Ovary etc.	-	-	-	-	-	-	-	1	-	-	2	-	-	-	1	-	-	4	2.05
C57	Other Female Genital	-	-	-	-	-	-	-	-	-	-	-	-	-	-	-	-	-	-	-
C58	Placenta	-	-	-	-	-	1	-	-	-	-	-	-	-	-	-	-	-	1	0.51
C64	Kidney etc.	-	-	-	-	-	-	-	-	-	-	1	-	1	-	-	-	-	2	1.03
C65	Renal Pelvis	-	-	-	-	-	-	-	-	-	-	-	-	-	-	-	-	-	-	-
C66	Ureter	-	-	-	-	-	-	-	-	-	-	-	-	-	-	-	-	-	-	-
C67	Bladder	-	-	-	-	-	-	-	-	-	-	-	-	-	-	-	-	-	-	-
C68	Uns.Urinary Organs	-	-	-	-	-	-	-	-	-	-	-	-	-	-	-	-	-	-	-
C69	Eye	-	-	-	-	-	-	-	-	-	-	-	-	-	-	-	-	-	-	-
C70-C72	Brain, NS	-	-	-	-	-	-	-	-	-	1	-	-	-	-	-	-	-	1	0.51
C73	Thyroid	-	-	-	-	-	-	-	-	-	-	-	-	-	-	-	1	-	1	0.51
C74	Adrenal Gland	-	-	-	-	-	-	-	-	-	-	-	-	-	-	-	-	-	-	-
C81	Hodgkins Disease	-	-	-	-	-	-	-	-	-	-	-	-	-	-	-	-	-	-	-
C82-C85,C96	NHL	-	-	-	-	-	-	-	1	-	-	-	-	1	-	3	-	-	5	2.56
C88	Malig Imn.Prol D	-	-	-	-	-	-	-	-	-	-	-	-	-	-	-	-	-	-	-
C90	Multiple Myeloma	-	-	-	-	-	-	-	-	-	-	-	-	-	1	-	-	-	1	0.51
C91	Lymphoid Leuk.	1	-	-	-	-	-	-	-	1	-	-	-	-	-	-	-	-	2	1.03
C92-C94	Myeloid Leukaemia	-	-	1	-	1	-	-	1	-	1	2	-	-	-	-	1	-	7	3.59
C95	Leukaemia Uns	-	-	-	-	-	-	-	-	-	-	-	-	-	-	-	-	-	-	-
O&U*	Other and Uns	-	-	-	-	-	-	1	-	1	2	1	-	1	1	-	1	-	8	4.10
	All Sites	1	-	1	-	2	3	5	5	12	10	29	22	37	22	20	26	-	195	100.00

* O&U includes the Sites (ICD-10: C26, C39, C48, C75, C76, C77, C78, C79, C80, C97)

TABLE MRS-8(a): Average Annual Age Specific, Crude (CR), Age Adjusted (AAR) (with Standard Error (SE)) and Truncated (35-64 Yrs) (TR) Mortality Rate per 100,000 population:2009-2010 - Males
MANIPUR STATE

ICD-10	0-4	5-9	10-14	15-19	20-24	25-29	30-34	35-39	40-44	45-49	50-54	55-59	60-64	65-69	70-74	>75	CR	AAR	SE	TR
C00	-	-	-	-	-	-	-	-	-	-	1.0	-	-	-	-	-	-	-	0.05	0.2
C01-C02	-	-	-	-	-	-	-	-	-	0.8	-	-	-	-	-	-	-	-	0.05	0.2
C03-C06	-	-	-	0.3	-	-	-	-	-	-	-	-	2.0	-	-	2.3	0.1	0.2	0.10	0.3
C07-C08	-	-	-	-	-	-	-	-	-	-	-	-	-	-	-	-	-	-	-	-
C09	-	-	-	-	-	-	-	-	-	-	-	-	-	-	-	-	-	-	-	-
C10	-	-	-	-	-	-	-	-	-	-	-	-	2.0	-	-	-	-	0.1	0.08	0.3
C11	-	-	-	-	-	-	-	-	0.7	-	-	-	-	4.5	2.7	2.3	0.2	0.3	0.13	0.1
C12-C13	-	-	-	-	-	-	-	-	-	-	1.0	-	-	-	-	2.3	0.1	0.1	0.07	0.2
C14	-	-	-	-	-	-	-	-	-	-	-	-	-	-	-	-	-	-	-	-
C15	-	-	-	-	-	-	-	-	-	-	1.0	4.4	2.0	4.5	-	6.8	0.4	0.6	0.19	1.0
C16	-	-	-	-	-	0.9	-	-	1.4	2.3	1.9	8.8	7.8	6.8	15.9	2.3	1.1	1.6	0.31	3.2
C17	-	-	-	-	-	-	-	-	-	-	-	-	-	-	-	-	-	-	-	-
C18	-	-	-	-	0.4	-	-	-	-	0.8	2.9	-	3.9	6.8	-	-	0.4	0.6	0.19	1.1
C19-C20	-	-	-	-	-	-	1.0	1.1	-	1.6	1.0	1.5	2.0	-	-	-	0.4	0.4	0.14	1.1
C21	-	-	-	-	-	-	-	-	-	-	-	-	-	-	-	-	-	-	-	-
C22	-	0.4	-	-	-	-	1.0	1.7	0.7	-	4.8	8.8	3.9	9.0	5.3	4.6	1.1	1.5	0.29	2.9
C23-C24	-	-	-	-	-	-	-	0.6	-	1.6	-	1.5	-	2.3	2.7	-	0.2	0.3	0.13	0.6
C25	-	-	-	-	-	-	0.5	-	-	-	-	-	2.0	-	2.7	2.3	0.2	0.2	0.11	0.3
C30-C31	-	-	-	-	-	-	-	-	-	-	-	-	-	-	-	-	-	-	-	-
C32	-	-	-	-	-	-	-	-	-	-	1.0	1.5	2.0	-	-	-	0.1	0.2	0.11	0.6
C33-C34	-	-	-	-	-	-	1.0	-	-	1.6	4.8	14.7	39.2	40.6	47.7	50.1	3.8	5.7	0.60	8.0
C37-C38	-	-	-	-	-	-	-	-	-	-	-	-	-	-	-	-	-	-	-	-
C40-C41	-	-	-	-	-	-	-	-	-	-	-	-	-	-	-	-	-	-	-	-
C43	-	-	-	-	-	-	-	-	-	-	-	-	-	-	-	-	-	-	-	-
C44	-	-	-	-	-	-	-	-	-	-	-	-	-	-	-	-	-	-	-	-
C45	-	-	-	-	-	-	-	-	-	-	-	-	-	-	-	-	-	-	-	-
C46	-	-	-	-	-	-	-	-	-	-	-	-	-	-	-	-	-	-	-	-
C47+C49	-	-	-	-	-	-	-	-	-	-	-	-	-	-	-	-	-	-	-	-
C50	-	-	-	-	-	-	-	-	-	-	-	-	-	-	-	-	-	-	-	-
C60	-	-	-	-	-	-	-	-	-	-	-	-	-	-	5.3	4.6	0.2	0.2	0.10	-
C61	-	-	-	-	-	-	-	-	-	-	-	-	-	-	-	-	-	-	-	-
C62	-	-	-	-	-	-	-	-	-	-	-	-	-	-	-	-	-	-	-	-
C63	-	-	-	-	-	-	-	-	-	-	-	-	-	-	-	-	-	-	-	-
C64	-	-	-	-	-	-	-	-	-	-	-	1.5	5.9	-	2.7	2.3	0.2	0.4	0.16	0.9
C65	-	-	-	-	-	-	-	-	-	-	-	-	-	-	-	-	-	-	-	-
C66	-	-	-	-	-	-	-	-	-	-	-	-	-	-	-	-	-	-	-	-
C67	-	-	-	-	-	-	-	-	-	-	-	-	3.9	-	5.3	2.3	0.2	0.3	0.14	0.5
C68	-	-	-	-	-	-	-	-	-	-	-	-	-	-	-	-	-	-	-	-
C69	-	-	-	-	-	-	-	-	-	-	-	-	-	-	-	-	-	-	-	-
C70-C72	-	-	-	0.7	-	-	-	-	1.4	0.8	1.0	1.5	2.0	-	-	-	0.3	0.4	0.14	1.0
C73	-	-	-	-	-	-	-	-	-	-	-	-	-	2.3	-	-	-	0.1	0.07	-
C74	-	-	-	-	-	-	-	-	-	-	-	-	-	-	-	-	-	-	-	-
C81	-	-	-	-	-	-	-	-	-	-	-	-	2.0	-	-	-	-	0.1	0.08	0.3
C82-C85,C96	-	-	-	-	-	0.5	0.5	0.6	0.7	-	-	1.5	5.9	2.3	-	-	0.4	0.5	0.18	1.2
C88	-	-	-	-	-	-	-	-	-	-	-	-	-	-	-	-	-	-	-	-
C90	-	-	-	-	-	-	-	-	-	-	-	-	-	2.3	-	-	-	0.1	0.07	-
C91	-	1.1	0.3	-	-	-	-	-	-	-	-	-	-	2.3	-	-	0.2	0.2	0.10	-
C92-C94	-	-	-	-	-	-	0.5	0.6	0.7	0.8	1.9	-	-	-	2.7	-	0.3	0.3	0.12	0.7
C95	-	-	-	-	-	-	-	-	-	-	-	-	-	-	-	-	-	-	-	-
O&U*	-	-	-	-	-	-	0.5	-	-	1.6	-	-	-	4.5	-	2.3	0.2	0.3	0.13	0.3
All	-	1.5	0.3	1.0	0.4	1.4	5.1	4.5	5.5	11.7	22.3	45.7	86.2	87.9	92.8	84.3	10.2	14.6	0.93	24.8

* O&U includes the Sites (ICD-10: C26, C39, C48, C75, C76, C77, C78, C79, C80, C97)

TABLE MRS-8(b): Average Annual Age Specific, Crude (CR), Age Adjusted (AAR) (with Standard Error (SE)) and Truncated (35-64 Yrs) (TR) Mortality Rate per 100,000 population:2009-2010 - Females
MANIPUR STATE

ICD-10	0-4	5-9	10-14	15-19	20-24	25-29	30-34	35-39	40-44	45-49	50-54	55-59	60-64	65-69	70-74	>75	CR	AAR	SE	TR
C00	-	-	-	-	-	-	-	-	-	-	-	-	-	-	-	-	-	-	-	-
C01-C02	-	-	-	-	-	-	-	-	-	-	-	-	-	2.0	-	-	-	0.1	0.06	-
C03-C06	-	-	-	-	-	-	-	-	-	-	-	-	-	-	-	-	-	-	-	-
C07-C08	-	-	-	-	-	-	-	-	-	-	-	-	-	-	-	-	-	-	-	-
C09	-	-	-	-	-	-	-	-	-	-	-	-	-	-	-	-	-	-	-	-
C10	-	-	-	-	-	-	-	-	-	-	-	-	-	-	-	-	-	-	-	-
C11	-	-	-	-	-	-	-	-	-	-	-	-	-	-	-	2.2	-	-	0.04	-
C12-C13	-	-	-	-	-	-	-	-	-	-	-	-	-	-	-	-	-	-	-	-
C14	-	-	-	-	-	-	-	-	-	-	-	-	-	-	-	-	-	-	-	-
C15	-	-	-	-	-	-	-	-	-	-	-	1.6	-	-	-	-	-	0.1	0.06	0.2
C16	-	-	-	-	-	-	0.5	-	1.3	0.8	-	1.6	1.8	6.1	2.5	2.2	0.4	0.6	0.18	0.8
C17	-	-	-	-	-	-	-	-	-	-	-	-	-	-	-	-	-	-	-	-
C18	-	-	-	-	-	-	0.5	-	-	-	2.1	3.1	1.8	-	5.1	2.2	0.4	0.5	0.16	1.0
C19-C20	-	-	-	-	-	-	-	-	1.3	0.8	2.1	1.6	3.6	-	-	-	0.3	0.4	0.16	1.4
C21	-	-	-	-	-	-	-	-	-	-	-	-	-	-	-	-	-	-	-	-
C22	-	-	-	-	-	-	-	-	0.7	-	3.2	1.6	-	-	2.5	-	0.2	0.3	0.13	0.8
C23-C24	-	-	-	-	-	0.4	0.5	-	-	-	2.1	4.7	7.1	-	7.6	6.7	0.7	0.9	0.23	1.9
C25	-	-	-	-	-	-	-	-	-	-	1.1	-	3.6	-	-	-	0.1	0.2	0.11	0.6
C30-C31	-	-	-	-	-	-	-	-	-	-	-	-	-	-	-	-	-	-	-	-
C32	-	-	-	-	-	-	-	-	-	-	-	1.6	-	-	-	-	-	0.1	0.06	0.2
C33-C34	-	-	-	-	-	-	-	1.1	-	0.8	7.4	12.5	35.6	28.2	22.7	26.9	2.9	4.2	0.50	7.8
C37-C38	-	-	-	-	-	-	-	-	-	-	-	-	-	-	-	-	-	-	-	-
C40-C41	-	-	-	-	-	-	-	-	-	-	-	-	-	-	-	-	-	-	-	-
C43	-	-	-	-	-	-	-	-	-	-	-	-	-	-	-	-	-	-	-	-
C44	-	-	-	-	-	-	-	-	-	-	-	-	-	-	-	2.2	-	-	0.04	-
C45	-	-	-	-	-	-	-	-	-	-	-	-	-	-	-	-	-	-	-	-
C46	-	-	-	-	-	-	-	-	-	-	-	-	-	-	-	-	-	-	-	-
C47+C49	-	-	-	-	-	0.4	-	-	0.7	-	-	-	-	-	-	-	0.1	0.1	0.05	0.1
C50	-	-	-	-	0.4	-	0.5	-	1.3	0.8	3.2	1.6	1.8	2.0	-	-	0.4	0.5	0.17	1.4
C51	-	-	-	-	-	-	-	-	-	0.8	-	1.6	-	-	-	-	0.1	0.1	0.08	0.4
C52	-	-	-	-	-	-	-	-	0.7	-	1.1	-	-	-	-	-	0.1	0.1	0.07	0.3
C53	-	-	-	-	-	-	-	-	0.7	0.8	1.1	3.1	5.3	2.0	-	9.0	0.5	0.7	0.20	1.5
C54	-	-	-	-	-	-	-	-	-	-	1.1	-	-	-	-	-	-	0.1	0.05	0.2
C55	-	-	-	-	-	-	-	-	-	-	-	-	-	-	-	-	-	-	-	-
C56	-	-	-	-	-	-	-	0.5	-	-	2.1	-	-	-	2.5	-	0.2	0.2	0.10	0.4
C57	-	-	-	-	-	-	-	-	-	-	-	-	-	-	-	-	-	-	-	-
C58	-	-	-	-	-	0.4	-	-	-	-	-	-	-	-	-	-	-	-	0.03	-
C64	-	-	-	-	-	-	-	-	-	-	1.1	-	1.8	-	-	-	0.1	0.1	0.09	0.4
C65	-	-	-	-	-	-	-	-	-	-	-	-	-	-	-	-	-	-	-	-
C66	-	-	-	-	-	-	-	-	-	-	-	-	-	-	-	-	-	-	-	-
C67	-	-	-	-	-	-	-	-	-	-	-	-	-	-	-	-	-	-	-	-
C68	-	-	-	-	-	-	-	-	-	-	-	-	-	-	-	-	-	-	-	-
C69	-	-	-	-	-	-	-	-	-	-	-	-	-	-	-	-	-	-	-	-
C70-C72	-	-	-	-	-	-	-	-	-	0.8	-	-	-	-	-	-	-	-	0.05	0.2
C73	-	-	-	-	-	-	-	-	-	-	-	-	-	-	-	2.2	-	-	0.04	-
C74	-	-	-	-	-	-	-	-	-	-	-	-	-	-	-	-	-	-	-	-
C81	-	-	-	-	-	-	-	-	-	-	-	-	-	-	-	-	-	-	-	-
C82-C85,C96	-	-	-	-	-	-	-	0.5	-	-	-	-	1.8	-	7.6	-	0.2	0.3	0.12	0.3
C88	-	-	-	-	-	-	-	-	-	-	-	-	-	-	-	-	-	-	-	-
C90	-	-	-	-	-	-	-	-	-	-	-	-	-	2.0	-	-	-	0.1	0.06	-
C91	0.5	-	-	-	-	-	-	-	0.7	-	-	-	-	-	-	-	0.1	0.1	0.07	0.1
C92-C94	-	-	0.3	-	0.4	-	-	0.5	-	0.8	2.1	-	-	-	-	2.2	0.3	0.3	0.11	0.6
C95	-	-	-	-	-	-	-	-	-	-	-	-	-	-	-	-	-	-	-	-
O&U*	-	-	-	-	-	-	0.5	-	0.7	1.6	1.1	-	1.8	2.0	-	2.2	0.3	0.4	0.14	0.8
All	0.5	-	0.3	-	0.7	1.3	2.6	2.7	8.0	7.8	30.6	34.4	65.9	44.4	50.5	58.3	7.6	10.6	0.77	21.5

* O&U includes the Sites (ICD-10: C26, C39, C48, C75, C76, C77, C78, C79, C80, C97)

**TABLE MRS-9(a): Cumulative Rate (Cu.Rate%) & Cumulative Risk (Cu.Risk)
of individual sites (ICD-10) based on age specific rates
(from 0-64 years and from 0-74 Years) 2009-2010 - Males
MANIPUR STATE**

ICD-10	Site	0 - 64 Years		0 - 74 Years	
		Cu. Rate %	Cu. Risk	Cu. Rate%	Cu. Risk
C00	Lip	-	-	-	-
C01-C02	Tongue	0.1	0.1	0.2	0.2
C03-C06	Mouth	0.1	0.1	0.2	0.2
C07-C08	Salivary Gland	0.1	0.1	0.1	0.1
C09	Tonsil	-	-	-	-
C10	Oth. Oropharynx	-	-	-	-
C11	Nasopharynx	0.4	0.4	0.5	0.5
C12-C13	Hypopharynx	0.1	0.1	0.3	0.3
C14	Pharynx Unspecified	-	-	-	-
C15	Oesophagus	0.3	0.3	0.6	0.6
C16	Stomach	0.5	0.5	0.8	0.8
C17	Small Intestine	-	-	-	-
C18	Colon	0.1	0.1	0.2	0.2
C19-C20	Rectum	0.2	0.2	0.3	0.3
C21	Anus & Anal Canal	-	-	-	-
C22	Liver	0.3	0.3	0.4	0.4
C23-C24	Gallbladder etc.	0.1	0.1	0.2	0.2
C25	Pancreas	-	-	0.1	0.1
C30-C31	Nose, Sinuses etc.	-	-	-	-
C32	Larynx	0.2	0.2	0.3	0.3
C33-C34	Lung etc.	0.7	0.7	1.8	1.8
C37-C38	Other Thoracic Organs	-	-	-	-
C40-C41	Bone	0.1	0.1	0.1	0.1
C43	Melanoma of Skin	-	-	-	-
C44	Other Skin	0.1	0.1	0.2	0.2
C45	Mesothelioma	-	-	-	-
C46	Kaposi Sarcoma	-	-	-	-
C47+C49	Conn. & Soft Tissue	0.1	0.1	0.1	0.1
C50	Breast	-	-	-	-
C60	Penis	0.1	0.1	0.1	0.1
C61	Prostate	0.1	0.1	0.1	0.1
C62	Testis	-	-	-	-
C63	Other Male Genital	-	-	-	-
C64	Kidney etc.	0.1	0.1	0.1	0.1
C65	Renal Pelvis	-	-	-	-
C66	Ureter	-	-	-	-
C67	Bladder	0.1	0.1	0.3	0.3
C68	Uns.Urinary Organs	-	-	-	-
C69	Eye	-	-	-	-
C70-C72	Brain, Nervous System	0.1	0.1	0.1	0.1
C73	Thyroid	0.1	0.1	0.1	0.1
C74	Adrenal Gland	-	-	-	-
C81	Hodgkins Disease	0.1	0.1	0.1	0.1
C82-C85,C96	NHL	0.3	0.3	0.4	0.4
C88	Malig Imn.Prol D	-	-	-	-
C90	Multiple Myeloma	-	-	-	-
C91	Lymphoid Leuk.	0.1	0.1	0.1	0.1
C92-C94	Myeloid Leukaemia	0.2	0.2	0.2	0.2
C95	Leukaemia Uns	-	-	-	-
O&U*	Other and Uns	0.3	0.3	0.5	0.5
	All Sites	5.08	4.95	8.87	8.49

* O&U includes the Sites (ICD-10: C26, C39, C48, C75, C76, C77, C78, C79, C80, C97)

**TABLE MRS-9(b): Cumulative Rate (Cu.Rate%) & Cumulative Risk (Cu.Risk)
of individual sites (ICD-10) based on age specific rates
(from 0-64 years and from 0-74 Years)2009-2010 - Females
MANIPUR STATE**

ICD-10	Site	0 - 64 Years		0 - 74 Years	
		Cu. Rate %	Cu. Risk	Cu. Rate%	Cu. Risk
C00	Lip	-	-	-	-
C01-C02	Tongue	0.1	0.1	0.1	0.1
C03-C06	Mouth	-	-	0.1	0.1
C07-C08	Salivary Gland	0.1	0.1	0.1	0.1
C09	Tonsil	-	-	-	-
C10	Oth. Oropharynx	-	-	-	-
C11	Nasopharynx	0.1	0.1	0.2	0.2
C12-C13	Hypopharynx	-	-	-	-
C14	Pharynx Unspecified	-	-	-	-
C15	Oesophagus	0.2	0.2	0.2	0.2
C16	Stomach	0.2	0.2	0.4	0.4
C17	Small Intestine	-	-	-	-
C18	Colon	0.1	0.1	0.2	0.2
C19-C20	Rectum	0.1	0.1	0.2	0.2
C21	Anus & Anal Canal	-	-	-	-
C22	Liver	0.1	0.1	0.2	0.2
C23-C24	Gallbladder etc.	0.3	0.3	0.4	0.4
C25	Pancreas	0.1	0.1	0.1	0.1
C30-C31	Nose, Sinuses etc.	-	-	-	-
C32	Larynx	0.1	0.1	0.1	0.1
C33-C34	Lung etc.	0.7	0.7	1.5	1.5
C37-C38	Other Thoracic Organs	-	-	-	-
C40-C41	Bone	0.1	0.1	0.1	0.1
C43	Melanoma of Skin	-	-	-	-
C44	Other Skin	0.1	0.1	0.3	0.3
C45	Mesothelioma	-	-	-	-
C46	Kaposi Sarcoma	-	-	-	-
C47+C49	Conn. & Soft Tissue	0.1	0.1	0.1	0.1
C50	Breast	0.8	0.8	0.9	0.9
C51	Vulva	0.1	0.1	0.1	0.1
C52	Vagina	-	-	0.1	0.1
C53	Cervix Uteri	0.7	0.7	0.9	0.9
C54	Corpus Uteri	0.1	0.1	0.1	0.1
C55	Uterus Unspecified	-	-	-	-
C56	Ovary etc.	0.3	0.3	0.4	0.4
C57	Other Female Genital	-	-	-	-
C58	Placenta	-	-	-	-
C64	Kidney etc.	-	-	0.1	0.1
C65	Renal Pelvis	-	-	-	-
C66	Ureter	-	-	-	-
C67	Bladder	-	-	0.1	0.1
C68	Uns.Urinary Organs	-	-	-	-
C69	Eye	-	-	-	-
C70-C72	Brain, Nervous System	-	-	0.1	0.1
C73	Thyroid	0.3	0.3	0.4	0.4
C74	Adrenal Gland	-	-	-	-
C81	Hodgkins Disease	-	-	-	-
C82-C85,C96	NHL	0.1	0.1	0.3	0.3
C88	Malig Imn.Prol D	-	-	-	-
C90	Multiple Myeloma	-	-	0.1	0.1
C91	Lymphoid Leuk.	-	-	-	-
C92-C94	Myeloid Leukaemia	0.1	0.1	0.1	0.1
C95	Leukaemia Uns	-	-	-	-
O&U*	Other and Uns	0.3	0.3	0.4	0.4
	All Sites	5.53	5.38	8.39	8.05

* O&U includes the Sites (ICD-10: C26, C39, C48, C75, C76, C77, C78, C79, C80, C97)

Figure IMP -1
Population Pyramid showing Age Distribution:2009-2010
IMPHAL WEST DISTRICT

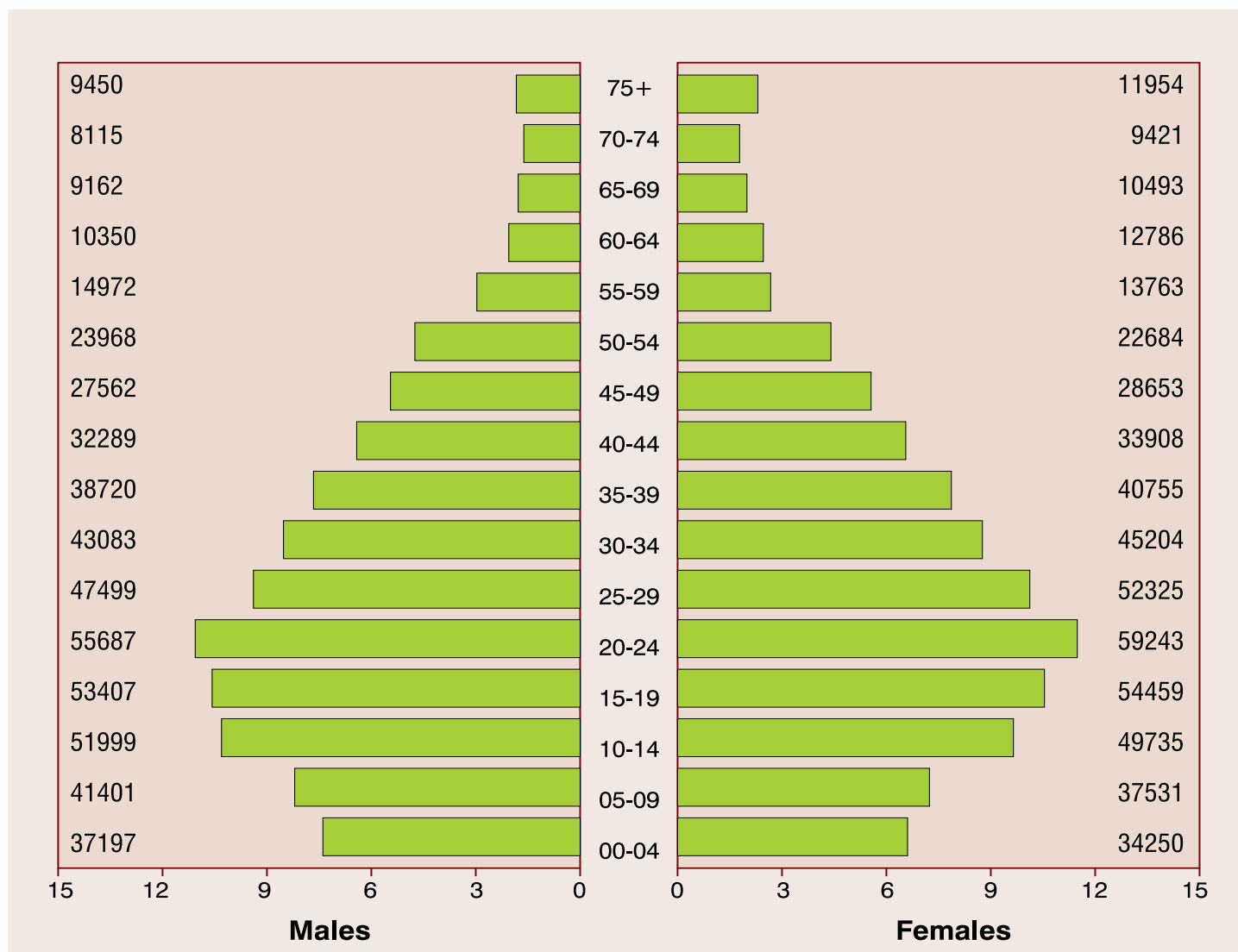


TABLE IMP-1
Population by Five Year Age Group and Gender:2009-2010
Number and Relative Proportion (%)
IMPHAL WEST DISTRICT

Age Group	Males		Females	
	Number	%	Number	%
00-04	37197	7.37	34250	6.62
05-09	41401	8.20	37531	7.26
10-14	51999	10.30	49735	9.62
15-19	53407	10.58	54459	10.53
20-24	55687	11.03	59243	11.46
25-29	47499	9.41	52325	10.12
30-34	43083	8.53	45204	8.74
35-39	38720	7.67	40755	7.88
40-44	32289	6.40	33908	6.56
45-49	27562	5.46	28653	5.54
50-54	23968	4.75	22684	4.39
55-59	14972	2.97	13763	2.66
60-64	10350	2.05	12786	2.47
65-69	9162	1.81	10493	2.03
70-74	8115	1.61	9421	1.82
75+	9450	1.87	11954	2.31
Total	504861	100.00	517164	100.00

TABLE IMP-2(a): Number of Incident Cancers by Five Year Age Group and Site (ICD-10):2009-2010 - Males

% = Relative Proportion of Cancers of All Sites.

IMPHAL WEST DISTRICT

ICD-10	Site	0-4	5-9	10-14	15-19	20-24	25-29	30-34	35-39	40-44	45-49	50-54	55-59	60-64	65-69	70-74	75+	Unkn	Total	%
C00	Lip	-	-	-	-	-	-	-	-	-	-	-	-	-	1	-	-	-	1	0.27
C01-C02	Tongue	-	-	-	-	-	1	-	-	1	1	2	3	2	1	2	-	-	13	3.45
C03-C06	Mouth	-	-	-	-	-	-	-	-	3	1	1	1	1	-	-	1	-	8	2.12
C07-C08	Salivary Gland	-	-	-	-	-	-	-	-	1	2	3	-	1	-	-	-	-	7	1.86
C09	Tonsil	-	-	-	-	-	-	-	-	-	-	-	-	-	-	-	2	-	2	0.53
C10	Oth. Oropharynx	-	-	-	-	-	-	-	-	-	1	-	-	1	-	-	2	-	4	1.06
C11	Nasopharynx	-	-	-	-	-	-	-	2	4	2	3	1	1	1	2	2	-	18	4.77
C12-C13	Hypopharynx	-	-	-	-	-	-	-	-	1	-	1	2	1	2	6	-	-	13	3.45
C14	Pharynx Unspecified	-	-	-	-	-	-	-	-	-	-	-	-	-	-	-	-	-	-	-
C15	Oesophagus	-	-	-	-	-	-	-	-	-	1	2	5	1	6	5	3	-	23	6.10
C16	Stomach	-	-	-	-	-	-	-	-	-	1	4	3	3	2	3	2	-	18	4.77
C17	Small Intestine	-	-	-	-	-	-	-	1	-	-	-	-	-	-	-	-	-	1	0.27
C18	Colon	-	-	-	-	1	1	-	1	-	1	2	-	1	3	1	1	-	12	3.18
C19-C20	Rectum	-	-	-	-	-	-	2	-	-	-	1	1	2	1	1	4	-	12	3.18
C21	Anus & Anal Canal	-	-	-	-	-	-	-	-	1	-	-	-	-	1	-	-	-	2	0.53
C22	Liver	-	-	-	-	-	-	1	-	-	-	5	1	4	2	1	1	-	15	3.98
C23-C24	Gallbladder etc.	-	-	-	-	-	-	-	-	-	3	2	1	3	2	1	1	-	13	3.45
C25	Pancreas	-	-	-	-	-	-	-	-	-	-	1	-	1	-	-	1	-	3	0.80
C30-C31	Nose, Sinuses etc.	-	-	-	-	-	-	-	-	-	-	1	-	-	-	-	1	-	2	0.53
C32	Larynx	-	-	-	-	-	-	-	-	-	-	1	1	5	3	1	-	-	11	2.92
C33-C34	Lung etc.	-	-	-	-	-	-	2	-	-	5	3	9	7	9	13	8	-	56	14.85
C37-C38	Other Thoracic Organs	-	-	-	-	-	-	-	-	-	-	-	-	-	-	-	-	-	-	-
C40-C41	Bone	-	-	1	1	1	-	-	1	1	-	1	-	-	-	-	-	-	6	1.59
C43	Melanoma of Skin	-	-	-	-	-	-	-	-	-	-	-	-	-	-	-	-	-	-	-
C44	Other Skin	-	-	-	-	-	-	2	-	1	-	2	-	1	1	3	3	-	13	3.45
C45	Mesothelioma	-	-	-	-	-	-	-	-	-	-	-	-	-	-	-	-	-	-	-
C46	Kapos Sarcoma	-	-	-	-	-	-	-	-	-	-	-	-	-	-	-	-	-	-	-
C47+C49	Conn. & Soft Tissue	-	-	-	-	1	1	-	1	-	1	2	1	-	-	2	1	-	10	2.65
C50	Breast	-	-	-	-	-	-	-	1	-	-	-	-	-	-	-	-	-	1	0.27
C60	Penis	-	-	-	-	-	-	-	-	1	-	1	-	1	-	1	-	-	4	1.06
C61	Prostate	-	-	-	-	-	-	-	-	1	-	-	-	1	-	1	2	-	5	1.33
C62	Testis	-	-	-	-	-	-	-	-	-	-	-	-	-	-	-	-	-	-	-
C63	Other Male Genital	-	-	-	-	-	-	-	-	-	-	-	-	-	-	-	-	-	-	-
C64	Kidney etc.	-	-	-	-	-	-	-	-	-	-	1	1	1	-	1	1	-	5	1.33
C65	Renal Pelvis	-	-	-	-	-	-	-	-	-	-	-	-	-	-	-	-	-	-	-
C66	Ureter	-	-	-	-	-	-	-	-	-	-	-	-	-	-	-	-	-	-	-
C67	Bladder	-	-	-	-	-	-	-	1	2	-	2	1	5	-	3	1	-	15	3.98
C68	Uns.Urinary Organs	-	-	-	-	-	-	-	-	-	-	-	-	-	-	-	-	-	-	-
C69	Eye	-	-	-	-	-	-	-	-	-	-	-	-	-	-	-	-	-	-	-
C70-C72	Brain, NS	-	-	-	2	1	3	-	-	1	1	-	1	-	-	-	-	-	9	2.39
C73	Thyroid	-	-	-	-	2	-	-	-	-	-	-	1	-	-	-	1	-	4	1.06
C74	Adrenal Gland	-	-	-	-	-	-	-	-	-	-	-	-	-	-	-	-	-	-	-
C81	Hodgkins Disease	-	-	-	-	-	-	1	-	-	-	-	2	-	-	-	1	-	4	1.06
C82-C85,C96	NHL	-	1	-	-	-	-	2	3	3	4	2	4	3	1	3	1	-	27	7.16
C88	Malig Imn.Prol D	-	-	-	-	-	-	-	-	-	-	-	-	-	-	-	-	-	-	-
C90	Multiple Myeloma	-	-	-	-	-	-	-	-	-	-	-	-	-	-	-	-	-	-	-
C91	Lymphoid Leuk.	-	3	-	1	1	-	1	2	-	-	-	1	-	-	-	-	-	9	2.39
C92-C94	Myeloid Leukaemia	1	1	2	1	-	-	1	1	-	3	2	1	2	-	1	-	-	16	4.24
C95	Leukaemia Uns	-	-	-	-	-	-	-	-	-	-	-	-	-	-	-	-	-	-	-
O&U*	Other and Uns	-	-	-	-	-	-	-	-	-	2	-	1	4	-	3	5	-	15	3.98
	All Sites	1	5	3	5	7	6	12	14	21	29	45	42	52	36	54	45	-	377	100.0

* O&U includes the Sites (ICD-10: C26, C39, C48, C75, C76, C77, C78, C79, C80, C97)

TABLE IMP-2(b): Number of Incident Cancers by Five Year Age Group and Site (ICD-10):2009-2010 - Females

%= Relative Proportion of Cancers of All Sites.

IMPHAL WEST DISTRICT

ICD-10	Site	0-4	5-9	10-14	15-19	20-24	25-29	30-34	35-39	40-44	45-49	50-54	55-59	60-64	65-69	70-74	75+	Unkn	Total	%
C00	Lip	-	-	-	-	-	-	-	-	-	-	-	-	-	-	-	-	-	-	-
C01-C02	Tongue	-	-	-	-	-	-	-	-	-	-	-	1	-	-	1	-	-	2	0.48
C03-C06	Mouth	-	-	-	-	-	-	-	-	-	1	-	1	-	-	2	2	-	6	1.44
C07-C08	Salivary Gland	-	-	1	-	-	-	1	-	1	1	-	-	-	-	-	-	-	4	0.96
C09	Tonsil	-	-	-	-	-	-	-	-	-	-	-	-	-	-	-	-	-	-	-
C10	Oth. Oropharynx	-	-	-	-	-	-	-	-	-	-	-	-	-	-	-	-	-	-	-
C11	Nasopharynx	-	-	-	-	-	-	-	-	-	-	2	1	-	-	-	2	-	5	1.20
C12-C13	Hypopharynx	-	-	-	-	-	-	-	-	-	-	1	-	1	-	-	-	-	2	0.48
C14	Pharynx Unspecified	-	-	-	-	-	-	-	-	-	-	-	-	-	-	-	-	-	-	-
C15	Oesophagus	-	-	-	-	-	-	-	-	-	1	2	-	2	-	-	1	-	6	1.44
C16	Stomach	-	-	-	-	-	-	-	1	-	2	1	2	2	3	1	2	-	14	3.35
C17	Small Intestine	-	-	-	-	-	-	-	-	-	-	-	-	-	-	-	-	-	-	-
C18	Colon	-	-	-	-	-	-	-	-	-	1	-	-	1	1	2	1	-	6	1.44
C19-C20	Rectum	-	-	-	-	1	2	-	-	1	-	-	1	1	-	1	-	-	7	1.67
C21	Anus & Anal Canal	-	-	-	-	-	-	-	-	-	-	-	-	1	-	-	-	-	1	0.24
C22	Liver	-	-	-	-	-	-	1	-	-	-	-	3	-	-	3	1	-	8	1.91
C23-C24	Gallbladder etc.	-	-	-	-	-	-	-	2	1	-	2	3	6	3	6	7	-	30	7.18
C25	Pancreas	-	-	-	-	-	-	-	-	-	2	2	-	-	-	2	-	-	6	1.44
C30-C31	Nose, Sinuses etc.	-	-	-	-	-	-	-	1	-	-	-	-	-	-	-	-	-	1	0.24
C32	Larynx	-	-	-	-	-	-	-	-	-	-	-	-	-	-	-	1	-	1	0.24
C33-C34	Lung etc.	-	-	-	-	-	-	1	1	1	-	6	3	8	12	11	13	-	56	13.40
C37-C38	Other Thoracic Organs	-	-	-	-	-	-	-	-	-	-	-	-	-	-	-	-	-	-	-
C40-C41	Bone	-	-	1	1	-	-	1	-	-	-	1	-	1	-	-	2	-	7	1.67
C43	Melanoma of Skin	-	-	-	-	-	-	-	-	-	-	-	-	-	-	-	-	-	-	-
C44	Other Skin	-	-	-	-	-	-	-	-	1	-	2	2	2	1	2	3	-	13	3.11
C45	Mesothelioma	-	-	-	-	-	-	-	-	-	-	-	-	-	-	-	-	-	-	-
C46	Kaposi Sarcoma	-	-	-	-	-	-	-	-	-	1	-	-	-	-	-	-	-	1	0.24
C47+C49	Conn. & Soft Tissue	-	1	1	-	1	1	3	-	-	-	-	-	-	1	1	-	-	9	2.15
C50	Breast	-	-	-	-	2	2	5	6	7	9	16	10	3	3	1	4	-	68	16.27
C51	Vulva	-	-	-	-	-	3	-	1	-	3	-	2	1	-	-	1	-	11	2.63
C52	Vagina	-	-	-	-	-	1	1	-	-	-	-	-	-	-	1	-	-	3	0.72
C53	Cervix Uteri	-	-	-	-	-	-	1	6	3	6	14	3	2	4	6	5	-	50	11.96
C54	Corpus Uteri	-	-	-	-	-	-	-	-	1	1	-	1	-	-	-	1	-	4	0.96
C55	Uterus Unspecified	-	-	-	-	-	-	-	-	-	-	-	-	2	-	-	-	-	2	0.48
C56	Ovary etc.	-	-	-	-	-	1	1	2	2	-	5	2	1	-	2	-	-	16	3.83
C57	Other Female Genital	-	-	-	-	-	-	-	-	-	-	-	-	-	-	-	-	-	-	-
C58	Placenta	-	-	-	-	-	1	2	-	1	-	-	-	-	-	-	-	-	4	0.96
C64	Kidney etc.	-	-	-	-	-	-	-	1	-	-	3	-	-	-	-	-	-	4	0.96
C65	Renal Pelvis	-	-	-	-	-	-	-	-	-	-	-	-	-	-	-	-	-	-	-
C66	Ureter	-	-	-	-	-	-	-	-	-	-	-	-	-	-	-	-	-	-	-
C67	Bladder	-	-	-	-	-	-	-	-	1	-	1	-	1	2	-	3	-	8	1.91
C68	Uns.Urinary Organs	-	-	-	-	-	-	-	-	-	-	-	-	-	-	-	-	-	-	-
C69	Eye	-	-	-	-	-	-	-	-	-	-	-	-	-	-	-	-	-	-	-
C70-C72	Brain, NS	-	-	1	-	-	-	-	-	-	-	-	-	-	-	1	-	-	2	0.48
C73	Thyroid	-	-	-	-	3	5	2	3	1	2	3	-	-	-	-	1	-	20	4.78
C74	Adrenal Gland	-	-	-	-	-	-	-	-	-	-	-	-	-	-	-	-	-	-	-
C81	Hodgkins Disease	-	-	-	-	-	-	-	-	-	-	-	-	-	-	-	-	-	-	-
C82-C85,C96	NHL	-	-	-	-	-	-	-	-	2	-	-	1	1	2	2	1	-	9	2.15
C88	Malig Imn.Prof D	-	-	-	-	-	-	-	-	-	-	-	-	-	-	-	-	-	-	-
C90	Multiple Myeloma	-	-	-	-	-	-	-	-	-	-	-	-	-	-	-	-	-	-	-
C91	Lymphoid Leuk.	1	1	-	2	1	-	1	-	1	-	-	-	-	-	-	-	-	7	1.67
C92-C94	Myeloid Leukaemia	-	-	1	-	-	1	1	2	-	1	1	1	1	-	-	-	-	9	2.15
C95	Leukaemia Uns	-	-	-	-	-	-	-	-	-	-	-	-	-	-	-	-	-	-	-
O&U*	Other and Uns	-	-	-	-	-	-	-	1	-	3	1	3	2	1	3	2	-	16	3.83
	All Sites	1	2	5	3	8	17	21	27	24	34	63	40	39	33	48	53	-	418	100.0

* O&U includes the Sites (ICD-10: C26, C39, C48, C75, C76, C77, C78, C79, C80, C97)

**TABLE IMP-3(a): Average Annual Age Specific, Crude (CR), Age Adjusted (AAR) (with Standard Error (SE)) and Truncated (35-64 yrs) (TR) Incidence Rate per 100,000 population:2009-2010 - Males
IMPHAL WEST DISTRICT**

ICD-10	0-4	5-9	10-14	15-19	20-24	25-29	30-34	35-39	40-44	45-49	50-54	55-59	60-64	65-69	70-74	>75	CR	AAR	SE	TR
C00	-	-	-	-	-	-	-	-	-	-	-	-	-	10.9	-	-	0.2	0.33	0.33	-
C01-C02	-	-	-	-	-	2.1	-	-	3.1	3.6	8.3	20.0	19.3	10.9	24.6	-	2.6	3.38	0.97	7.7
C03-C06	-	-	-	-	-	-	-	-	9.3	3.6	4.2	6.7	9.7	-	-	10.6	1.6	1.85	0.68	5.3
C07-C08	-	-	-	-	-	-	-	-	3.1	7.3	12.5	-	9.7	-	-	-	1.4	1.63	0.64	5.3
C09	-	-	-	-	-	-	-	-	-	-	-	-	-	-	-	21.2	0.4	0.42	0.30	-
C10	-	-	-	-	-	-	-	-	-	3.6	-	-	9.7	-	-	21.2	0.8	1.03	0.54	1.9
C11	-	-	-	-	-	-	-	5.2	12.4	7.3	12.5	6.7	9.7	10.9	24.6	21.2	3.6	4.01	0.97	8.9
C12-C13	-	-	-	-	-	-	-	-	3.1	-	4.2	13.4	9.7	21.8	73.9	-	2.6	3.45	0.97	4.2
C14	-	-	-	-	-	-	-	-	-	-	-	-	-	-	-	-	-	-	-	-
C15	-	-	-	-	-	-	-	-	-	3.6	8.3	33.4	9.7	65.5	61.6	31.7	4.6	6.19	1.31	7.6
C16	-	-	-	-	-	-	-	-	-	3.6	16.7	20.0	29.0	21.8	37.0	21.2	3.6	4.83	1.17	9.7
C17	-	-	-	-	-	-	-	2.6	-	-	-	-	-	-	-	-	0.2	0.15	0.15	0.5
C18	-	-	-	-	1.8	2.1	-	2.6	-	3.6	8.3	-	9.7	32.7	12.3	10.6	2.4	2.93	0.89	3.8
C19-C20	-	-	-	-	-	-	4.6	-	-	-	4.2	6.7	19.3	10.9	12.3	42.3	2.4	2.95	0.89	4.0
C21	-	-	-	-	-	-	-	-	3.1	-	-	-	-	10.9	-	-	0.4	0.51	0.38	0.6
C22	-	-	-	-	-	-	2.3	-	-	-	20.9	6.7	38.6	21.8	12.3	10.6	3.0	4.11	1.11	9.2
C23-C24	-	-	-	-	-	-	-	-	-	10.9	8.3	6.7	29.0	21.8	12.3	10.6	2.6	3.61	1.03	8.1
C25	-	-	-	-	-	-	-	-	-	-	4.2	-	9.7	-	-	10.6	0.6	0.81	0.49	1.9
C30-C31	-	-	-	-	-	-	-	-	-	-	4.2	-	-	-	-	10.6	0.4	0.42	0.30	0.7
C32	-	-	-	-	-	-	-	-	-	-	4.2	6.7	48.3	32.7	12.3	-	2.2	3.64	1.12	7.8
C33-C34	-	-	-	-	-	-	4.6	-	-	18.1	12.5	60.1	67.6	98.2	160.2	84.7	11.1	14.95	2.05	22.0
C37-C38	-	-	-	-	-	-	-	-	-	-	-	-	-	-	-	-	-	-	-	-
C40-C41	-	-	1.9	1.9	1.8	-	-	2.6	3.1	-	4.2	-	-	-	-	-	1.2	1.03	0.43	1.8
C43	-	-	-	-	-	-	-	-	-	-	-	-	-	-	-	-	-	-	-	-
C44	-	-	-	-	-	-	4.6	-	3.1	-	8.3	-	9.7	10.9	37.0	31.7	2.6	2.97	0.86	3.2
C45	-	-	-	-	-	-	-	-	-	-	-	-	-	-	-	-	-	-	-	-
C46	-	-	-	-	-	-	-	-	-	-	-	-	-	-	-	-	-	-	-	-
C47+C49	-	-	-	-	1.8	2.1	-	2.6	-	3.6	8.3	6.7	-	-	24.6	10.6	2.0	2.07	0.67	3.4
C50	-	-	-	-	-	-	-	2.6	-	-	-	-	-	-	-	-	0.2	0.15	0.15	0.5
C60	-	-	-	-	-	-	-	-	3.1	-	4.2	-	9.7	-	12.3	-	0.8	1.03	0.54	2.5
C61	-	-	-	-	-	-	-	-	3.1	-	-	-	9.7	-	12.3	21.2	1.0	1.24	0.58	1.8
C62	-	-	-	-	-	-	-	-	-	-	-	-	-	-	-	-	-	-	-	-
C63	-	-	-	-	-	-	-	-	-	-	-	-	-	-	-	-	-	-	-	-
C64	-	-	-	-	-	-	-	-	-	-	4.2	6.7	9.7	-	12.3	10.6	1.0	1.32	0.61	2.8
C65	-	-	-	-	-	-	-	-	-	-	-	-	-	-	-	-	-	-	-	-
C66	-	-	-	-	-	-	-	-	-	-	-	-	-	-	-	-	-	-	-	-
C67	-	-	-	-	-	-	-	2.6	6.2	-	8.3	6.7	48.3	-	37.0	10.6	3.0	4.09	1.11	10.1
C68	-	-	-	-	-	-	-	-	-	-	-	-	-	-	-	-	-	-	-	-
C69	-	-	-	-	-	-	-	-	-	-	-	-	-	-	-	-	-	-	-	-
C70-C72	-	-	-	3.7	1.8	6.3	-	-	3.1	3.6	-	6.7	-	-	-	-	1.8	1.66	0.56	2.2
C73	-	-	-	-	3.6	-	-	-	-	-	-	6.7	-	-	-	10.6	0.8	0.77	0.40	0.9
C74	-	-	-	-	-	-	-	-	-	-	-	-	-	-	-	-	-	-	-	-
C81	-	-	-	-	-	-	2.3	-	-	-	-	13.4	-	-	-	10.6	0.8	0.89	0.45	1.7
C82-C85,C96	-	2.4	-	-	-	-	4.6	7.7	9.3	14.5	8.3	26.7	29.0	10.9	37.0	10.6	5.3	6.34	1.27	14.6
C88	-	-	-	-	-	-	-	-	-	-	-	-	-	-	-	-	-	-	-	-
C90	-	-	-	-	-	-	-	-	-	-	-	-	-	-	-	-	-	-	-	-
C91	-	7.2	-	1.9	1.8	-	2.3	5.2	-	-	-	6.7	-	-	-	-	1.8	1.75	0.60	1.9
C92-C94	2.7	2.4	3.8	1.9	-	-	2.3	2.6	-	10.9	8.3	6.7	19.3	-	12.3	-	3.2	3.73	0.98	7.3
C95	-	-	-	-	-	-	-	-	-	-	-	-	-	-	-	-	-	-	-	-
O&U*	-	-	-	-	-	-	-	-	-	7.3	-	6.7	38.6	-	37.0	52.9	3.0	4.05	1.08	7.3
All	2.7	12.1	5.8	9.4	12.6	12.6	27.9	36.2	65.0	105.2	187.8	280.5	502.4	392.9	665.4	476.2	74.7	94.3	5.04	171.3

* O&U includes the Sites (ICD-10: C26, C39, C48, C75, C76, C77, C78, C79, C80, C97)

**TABLE IMP-3(b): Average Annual Age Specific, Crude (CR), Age Adjusted (AAR) (with Standard Error (SE)) and Truncated (35-64 yrs) (TR) Incidence Rate per 100,000 population:2009-2010 - Females
IMPHAL WEST DISTRICT**

ICD-10	0-4	5-9	10-14	15-19	20-24	25-29	30-34	35-39	40-44	45-49	50-54	55-59	60-64	65-69	70-74	>75	CR	AAR	SE	TR
C00	-	-	-	-	-	-	-	-	-	-	-	-	-	-	-	-	-	-	-	-
C01-C02	-	-	-	-	-	-	-	-	-	-	-	7.3	-	-	10.6	-	0.4	0.50	0.36	0.9
C03-C06	-	-	-	-	-	-	-	-	-	3.5	-	7.3	-	-	21.2	16.7	1.2	1.26	0.52	1.6
C07-C08	-	-	2.0	-	-	-	2.2	-	2.9	3.5	-	-	-	-	-	-	0.8	0.70	0.35	1.2
C09	-	-	-	-	-	-	-	-	-	-	-	-	-	-	-	-	-	-	-	-
C10	-	-	-	-	-	-	-	-	-	-	-	-	-	-	-	-	-	-	-	-
C11	-	-	-	-	-	-	-	-	-	-	8.8	7.3	-	-	-	16.7	1.0	1.07	0.49	2.4
C12-C13	-	-	-	-	-	-	-	-	-	-	4.4	-	7.8	-	-	-	0.4	0.53	0.38	1.7
C14	-	-	-	-	-	-	-	-	-	-	-	-	-	-	-	-	-	-	-	-
C15	-	-	-	-	-	-	-	-	-	3.5	8.8	-	15.6	-	-	8.4	1.2	1.44	0.60	4.1
C16	-	-	-	-	-	-	-	2.5	-	7.0	4.4	14.5	15.6	28.6	10.6	16.7	2.7	3.40	0.93	6.4
C17	-	-	-	-	-	-	-	-	-	-	-	-	-	-	-	-	-	-	-	-
C18	-	-	-	-	-	-	-	-	-	3.5	-	-	7.8	9.5	21.2	8.4	1.2	1.40	0.58	1.7
C19-C20	-	-	-	-	1.7	3.8	-	-	2.9	-	-	7.3	7.8	-	10.6	-	1.4	1.43	0.57	2.5
C21	-	-	-	-	-	-	-	-	-	-	-	-	7.8	-	-	-	0.2	0.31	0.31	1.0
C22	-	-	-	-	-	-	2.2	-	-	-	-	21.8	-	-	31.8	8.4	1.5	1.81	0.66	2.8
C23-C24	-	-	-	-	-	-	-	4.9	2.9	-	8.8	21.8	46.9	28.6	63.7	58.6	5.8	6.96	1.31	11.8
C25	-	-	-	-	-	-	-	-	-	7.0	8.8	-	-	-	21.2	-	1.2	1.28	0.52	2.8
C30-C31	-	-	-	-	-	-	-	2.5	-	-	-	-	-	-	-	-	0.2	0.15	0.15	0.5
C32	-	-	-	-	-	-	-	-	-	-	-	-	-	-	-	8.4	0.2	0.17	0.17	-
C33-C34	-	-	-	-	-	-	2.2	2.5	2.9	-	26.5	21.8	62.6	114.4	116.8	108.8	10.8	13.10	1.80	16.2
C37-C38	-	-	-	-	-	-	-	-	-	-	-	-	-	-	-	-	-	-	-	-
C40-C41	-	-	2.0	1.8	-	-	2.2	-	-	-	4.4	-	7.8	-	-	16.7	1.4	1.35	0.53	1.7
C43	-	-	-	-	-	-	-	-	-	-	-	-	-	-	-	-	-	-	-	-
C44	-	-	-	-	-	-	-	-	2.9	-	8.8	14.5	15.6	9.5	21.2	25.1	2.5	3.04	0.87	5.9
C45	-	-	-	-	-	-	-	-	-	-	-	-	-	-	-	-	-	-	-	-
C46	-	-	-	-	-	-	-	-	-	3.5	-	-	-	-	-	-	0.2	0.21	0.21	0.7
C47+C49	-	2.7	2.0	-	1.7	1.9	6.6	-	-	-	-	-	-	9.5	10.6	-	1.7	1.63	0.57	-
C50	-	-	-	-	3.4	3.8	11.1	14.7	20.6	31.4	70.5	72.7	23.5	28.6	10.6	33.5	13.1	14.36	1.80	36.7
C51	-	-	-	-	-	5.7	-	2.5	-	10.5	-	14.5	7.8	-	-	8.4	2.1	2.30	0.72	5.4
C52	-	-	-	-	-	1.9	2.2	-	-	-	-	-	-	-	10.6	-	0.6	0.50	0.29	-
C53	-	-	-	-	-	-	2.2	14.7	8.8	20.9	61.7	21.8	15.6	38.1	63.7	41.8	9.7	10.64	1.54	23.4
C54	-	-	-	-	-	-	-	-	2.9	3.5	-	7.3	-	-	-	8.4	0.8	0.84	0.43	2.2
C55	-	-	-	-	-	-	-	-	-	-	-	-	15.6	-	-	-	0.4	0.63	0.44	2.0
C56	-	-	-	-	-	1.9	2.2	4.9	5.9	-	22.0	14.5	7.8	-	21.2	-	3.1	3.35	0.86	8.5
C57	-	-	-	-	-	-	-	-	-	-	-	-	-	-	-	-	-	-	-	-
C58	-	-	-	-	-	1.9	4.4	-	2.9	-	-	-	-	-	-	-	0.8	0.60	0.30	0.6
C64	-	-	-	-	-	-	-	2.5	-	-	13.2	-	-	-	-	-	0.8	0.81	0.41	2.6
C65	-	-	-	-	-	-	-	-	-	-	-	-	-	-	-	-	-	-	-	-
C66	-	-	-	-	-	-	-	-	-	-	-	-	-	-	-	-	-	-	-	-
C67	-	-	-	-	-	-	-	-	2.9	-	4.4	-	7.8	19.1	-	25.1	1.5	1.78	0.65	2.3
C68	-	-	-	-	-	-	-	-	-	-	-	-	-	-	-	-	-	-	-	-
C69	-	-	-	-	-	-	-	-	-	-	-	-	-	-	-	-	-	-	-	-
C70-C72	-	-	2.0	-	-	-	-	-	-	-	-	-	-	-	10.6	-	0.4	0.39	0.28	-
C73	-	-	-	-	5.1	9.6	4.4	7.4	2.9	7.0	13.2	-	-	-	-	8.4	3.9	3.30	0.75	5.5
C74	-	-	-	-	-	-	-	-	-	-	-	-	-	-	-	-	-	-	-	-
C81	-	-	-	-	-	-	-	-	-	-	-	-	-	-	-	-	-	-	-	-
C82-C85,C96	-	-	-	-	-	-	-	-	5.9	-	-	7.3	7.8	19.1	21.2	8.4	1.7	2.12	0.73	3.1
C88	-	-	-	-	-	-	-	-	-	-	-	-	-	-	-	-	-	-	-	-
C90	-	-	-	-	-	-	-	-	-	-	-	-	-	-	-	-	-	-	-	-
C91	2.9	2.7	-	3.7	1.7	-	2.2	-	2.9	-	-	-	-	-	-	-	1.4	1.39	0.56	0.6
C92-C94	-	-	2.0	-	-	1.9	2.2	4.9	-	3.5	4.4	7.3	7.8	-	-	-	1.7	1.79	0.63	4.3
C95	-	-	-	-	-	-	-	-	-	-	-	-	-	-	-	-	-	-	-	-
O&U*	-	-	-	-	-	-	-	2.5	-	10.5	4.4	21.8	15.6	9.5	31.8	16.7	3.1	3.75	0.96	8.0
All	2.9	5.3	10.1	5.5	13.5	32.5	46.5	66.2	70.8	118.7	277.7	290.6	305.0	314.5	509.5	443.4	80.8	90.3	4.56	171.1

* O&U includes the Sites (ICD-10: C26, C39, C48, C75, C76, C77, C78, C79, C80, C97)

TABLE IMP-4(a): Number (#) and Proportion (%) of Cancers by Site (ICD-10) and Method of Diagnosis:2009-2010 - Males

IMPHAL WEST DISTRICT

ICD-10	Site	Clinical		Microscopic		X-Ray/Imaging		DCO		Others		Unknown		Total	
		#	%	#	%	#	%	#	%	#	%	#	%	#	%
C00	Lip	-	-	1	100.0	-	-	-	-	-	-	-	-	1	100.0
C01-C02	Tongue	-	-	13	100.0	-	-	-	-	-	-	-	-	13	100.0
C03-C06	Mouth	-	-	8	100.0	-	-	-	-	-	-	-	-	8	100.0
C07-C08	Salivary Gland	-	-	7	100.0	-	-	-	-	-	-	-	-	7	100.0
C09	Tonsil	-	-	2	100.0	-	-	-	-	-	-	-	-	2	100.0
C10	Oth. Oropharynx	-	-	4	100.0	-	-	-	-	-	-	-	-	4	100.0
C11	Nasopharynx	-	-	17	94.4	-	-	1	5.6	-	-	-	-	18	100.0
C12-C13	Hypopharynx	-	-	13	100.0	-	-	-	-	-	-	-	-	13	100.0
C14	Pharynx Unspecified	-	-	-	-	-	-	-	-	-	-	-	-	-	-
C15	Oesophagus	-	-	22	95.7	-	-	-	-	1	4.3	-	-	23	100.0
C16	Stomach	-	-	18	100.0	-	-	-	-	-	-	-	-	18	100.0
C17	Small Intestine	-	-	1	100.0	-	-	-	-	-	-	-	-	1	100.0
C18	Colon	-	-	12	100.0	-	-	-	-	-	-	-	-	12	100.0
C19-C20	Rectum	-	-	11	91.7	1	8.3	-	-	-	-	-	-	12	100.0
C21	Anus & Anal Canal	-	-	2	100.0	-	-	-	-	-	-	-	-	2	100.0
C22	Liver	-	-	15	100.0	-	-	-	-	-	-	-	-	15	100.0
C23-C24	Gallbladder etc.	-	-	11	84.6	2	15.4	-	-	-	-	-	-	13	100.0
C25	Pancreas	-	-	2	66.7	1	33.3	-	-	-	-	-	-	3	100.0
C30-C31	Nose, Sinuses etc.	-	-	2	100.0	-	-	-	-	-	-	-	-	2	100.0
C32	Larynx	-	-	9	81.8	2	18.2	-	-	-	-	-	-	11	100.0
C33-C34	Lung etc.	-	-	47	83.9	5	8.9	4	7.1	-	-	-	-	56	100.0
C37-C38	Other Thoracic Organs	-	-	-	-	-	-	-	-	-	-	-	-	-	-
C40-C41	Bone	-	-	6	100.0	-	-	-	-	-	-	-	-	6	100.0
C43	Melanoma of Skin	-	-	-	-	-	-	-	-	-	-	-	-	-	-
C44	Other Skin	-	-	13	100.0	-	-	-	-	-	-	-	-	13	100.0
C45	Mesothelioma	-	-	-	-	-	-	-	-	-	-	-	-	-	-
C46	Kaposi Sarcoma	-	-	-	-	-	-	-	-	-	-	-	-	-	-
C47+C49	Conn. & Soft Tissue	-	-	10	100.0	-	-	-	-	-	-	-	-	10	100.0
C50	Breast	-	-	1	100.0	-	-	-	-	-	-	-	-	1	100.0
C60	Penis	-	-	4	100.0	-	-	-	-	-	-	-	-	4	100.0
C61	Prostate	-	-	5	100.0	-	-	-	-	-	-	-	-	5	100.0
C62	Testis	-	-	-	-	-	-	-	-	-	-	-	-	-	-
C63	Other Male Genital	-	-	-	-	-	-	-	-	-	-	-	-	-	-
C64	Kidney etc.	-	-	3	60.0	1	20.0	-	-	1	20.0	-	-	5	100.0
C65	Renal Pelvis	-	-	-	-	-	-	-	-	-	-	-	-	-	-
C66	Ureter	-	-	-	-	-	-	-	-	-	-	-	-	-	-
C67	Bladder	-	-	15	100.0	-	-	-	-	-	-	-	-	15	100.0
C68	Uns. Urinary Organs	-	-	-	-	-	-	-	-	-	-	-	-	-	-
C69	Eye	-	-	-	-	-	-	-	-	-	-	-	-	-	-
C70-C72	Brain, Nervous System	-	-	7	77.8	2	22.2	-	-	-	-	-	-	9	100.0
C73	Thyroid	-	-	4	100.0	-	-	-	-	-	-	-	-	4	100.0
C74	Adrenal Gland	-	-	-	-	-	-	-	-	-	-	-	-	-	-
C81	Hodgkins Disease	-	-	4	100.0	-	-	-	-	-	-	-	-	4	100.0
C82-C85,C96	NHL	-	-	27	100.0	-	-	-	-	-	-	-	-	27	100.0
C88	Malignant Imm. Prol D	-	-	-	-	-	-	-	-	-	-	-	-	-	-
C90	Multiple Myeloma	-	-	-	-	-	-	-	-	-	-	-	-	-	-
C91	Lymphoid Leuk.	-	-	9	100.0	-	-	-	-	-	-	-	-	9	100.0
C92-C94	Myeloid Leukaemia	-	-	16	100.0	-	-	-	-	-	-	-	-	16	100.0
C95	Leukaemia Uns	-	-	-	-	-	-	-	-	-	-	-	-	-	-
O&U*	Other and Uns	-	-	14	93.3	-	-	-	-	-	-	1	6.7	15	100.0
	All Sites	-	-	355	94.2	14	3.7	5	1.3	2	0.5	1	0.3	377	100.0

* O&U includes the Sites (ICD-10: C26, C39, C48, C75, C76, C77, C78, C79, C80, C97)

TABLE IMP-4(b): Number (#) and Proportion (%) of Cancers by Site (ICD-10) and Method of Diagnosis:2009-2010 - Females

IMPHAL WEST DISTRICT

ICD-10	Site	Clinical		Microscopic		X-Ray/Imaging		DCO		Others		Unknown		Total	
		#	%	#	%	#	%	#	%	#	%	#	%	#	%
C00	Lip	-	-	-	-	-	-	-	-	-	-	-	-	-	-
C01-C02	Tongue	-	-	2	100.0	-	-	-	-	-	-	-	-	2	100.0
C03-C06	Mouth	-	-	6	100.0	-	-	-	-	-	-	-	-	6	100.0
C07-C08	Salivary Gland	-	-	4	100.0	-	-	-	-	-	-	-	-	4	100.0
C09	Tonsil	-	-	-	-	-	-	-	-	-	-	-	-	-	-
C10	Oth. Oropharynx	-	-	-	-	-	-	-	-	-	-	-	-	-	-
C11	Nasopharynx	-	-	4	80.0	1	20.0	-	-	-	-	-	-	5	100.0
C12-C13	Hypopharynx	-	-	2	100.0	-	-	-	-	-	-	-	-	2	100.0
C14	Pharynx Unspecified	-	-	-	-	-	-	-	-	-	-	-	-	-	-
C15	Oesophagus	-	-	4	66.7	1	16.7	-	-	1	16.7	-	-	6	100.0
C16	Stomach	-	-	13	92.9	-	-	-	-	1	7.1	-	-	14	100.0
C17	Small Intestine	-	-	-	-	-	-	-	-	-	-	-	-	-	-
C18	Colon	-	-	6	100.0	-	-	-	-	-	-	-	-	6	100.0
C19-C20	Rectum	-	-	7	100.0	-	-	-	-	-	-	-	-	7	100.0
C21	Anus & Anal Canal	-	-	-	-	1	100.0	-	-	-	-	-	-	1	100.0
C22	Liver	-	-	8	100.0	-	-	-	-	-	-	-	-	8	100.0
C23-C24	Gallbladder etc.	-	-	28	93.3	1	3.3	-	-	1	3.3	-	-	30	100.0
C25	Pancreas	-	-	4	66.7	2	33.3	-	-	-	-	-	-	6	100.0
C30-C31	Nose, Sinuses etc.	-	-	1	100.0	-	-	-	-	-	-	-	-	1	100.0
C32	Larynx	-	-	1	100.0	-	-	-	-	-	-	-	-	1	100.0
C33-C34	Lung etc.	-	-	47	83.9	8	14.3	1	1.8	-	-	-	-	56	100.0
C37-C38	Other Thoracic Organs	-	-	-	-	-	-	-	-	-	-	-	-	-	-
C40-C41	Bone	-	-	6	85.7	-	-	-	-	1	14.3	-	-	7	100.0
C43	Melanoma of Skin	-	-	-	-	-	-	-	-	-	-	-	-	-	-
C44	Other Skin	-	-	13	100.0	-	-	-	-	-	-	-	-	13	100.0
C45	Mesothelioma	-	-	-	-	-	-	-	-	-	-	-	-	-	-
C46	Kaposi Sarcoma	-	-	1	100.0	-	-	-	-	-	-	-	-	1	100.0
C47+C49	Conn. & Soft Tissue	-	-	9	100.0	-	-	-	-	-	-	-	-	9	100.0
C50	Breast	-	-	68	100.0	-	-	-	-	-	-	-	-	68	100.0
C51	Vulva	-	-	11	100.0	-	-	-	-	-	-	-	-	11	100.0
C52	Vagina	-	-	3	100.0	-	-	-	-	-	-	-	-	3	100.0
C53	Cervix Uteri	-	-	48	96.0	1	2.0	1	2.0	-	-	-	-	50	100.0
C54	Corpus Uteri	-	-	4	100.0	-	-	-	-	-	-	-	-	4	100.0
C55	Uterus Unspecified	-	-	2	100.0	-	-	-	-	-	-	-	-	2	100.0
C56	Ovary etc.	-	-	16	100.0	-	-	-	-	-	-	-	-	16	100.0
C57	Other Female Genital	-	-	-	-	-	-	-	-	-	-	-	-	-	-
C58	Placenta	-	-	3	75.0	-	-	-	-	1	25.0	-	-	4	100.0
C64	Kidney etc.	-	-	4	100.0	-	-	-	-	-	-	-	-	4	100.0
C65	Renal Pelvis	-	-	-	-	-	-	-	-	-	-	-	-	-	-
C66	Ureter	-	-	-	-	-	-	-	-	-	-	-	-	-	-
C67	Bladder	-	-	8	100.0	-	-	-	-	-	-	-	-	8	100.0
C68	Uns.Urinary Organs	-	-	-	-	-	-	-	-	-	-	-	-	-	-
C69	Eye	-	-	-	-	-	-	-	-	-	-	-	-	-	-
C70-C72	Brain, Nervous System	-	-	1	50.0	1	50.0	-	-	-	-	-	-	2	100.0
C73	Thyroid	-	-	18	90.0	1	5.0	-	-	-	-	1	5.0	20	100.0
C74	Adrenal Gland	-	-	-	-	-	-	-	-	-	-	-	-	-	-
C81	Hodgkins Disease	-	-	-	-	-	-	-	-	-	-	-	-	-	-
C82-C85,C96	NHL	-	-	9	100.0	-	-	-	-	-	-	-	-	9	100.0
C88	Malig Imn.Prol D	-	-	-	-	-	-	-	-	-	-	-	-	-	-
C90	Multiple Myeloma	-	-	-	-	-	-	-	-	-	-	-	-	-	-
C91	Lymphoid Leuk.	-	-	7	100.0	-	-	-	-	-	-	-	-	7	100.0
C92-C94	Myeloid Leukaemia	-	-	8	88.9	-	-	1	11.1	-	-	-	-	9	100.0
C95	Leukaemia Uns	-	-	-	-	-	-	-	-	-	-	-	-	-	-
O&U*	Other and Uns	-	-	15	93.8	1	6.3	-	-	-	-	-	-	16	100.0
	All Sites	-	-	391	93.5	18	4.3	3	0.7	5	1.2	1	0.2	418	100.0

* O&U includes the Sites (ICD-10: C26, C39, C48, C75, C76, C77, C78, C79, C80, C97)

TABLE IMP-5(a): Number (#) and Proportion (%) of Cancers by Site (ICD-10) and Detailed Microscopic Diagnosis:2009-2010 - Males

IMPHAL WEST DISTRICT

ICD-10	Site	Pri. Hist		Sec. Hist		Cytology		Blood Film		Bone Marrow		Others		Total	
		#	%	#	%	#	%	#	%	#	%	#	%	#	%
C00	Lip	1	100.0	-	-	-	-	-	-	-	-	-	-	1	100.0
C01-C02	Tongue	11	84.6	-	-	2	15.4	-	-	-	-	-	-	13	100.0
C03-C06	Mouth	8	100.0	-	-	-	-	-	-	-	-	-	-	8	100.0
C07-C08	Salivary Gland	4	57.1	-	-	3	42.9	-	-	-	-	-	-	7	100.0
C09	Tonsil	-	-	-	-	2	100.0	-	-	-	-	-	-	2	100.0
C10	Oth. Oropharynx	3	75.0	-	-	1	25.0	-	-	-	-	-	-	4	100.0
C11	Nasopharynx	6	33.3	3	16.7	8	44.4	-	-	-	-	1	5.6	18	100.0
C12-C13	Hypopharynx	10	76.9	1	7.7	2	15.4	-	-	-	-	-	-	13	100.0
C14	Pharynx Unspecified	-	-	-	-	-	-	-	-	-	-	-	-	-	-
C15	Oesophagus	22	95.7	-	-	-	-	-	-	-	-	1	4.3	23	100.0
C16	Stomach	13	72.2	-	-	5	27.8	-	-	-	-	-	-	18	100.0
C17	Small Intestine	-	-	-	-	1	100.0	-	-	-	-	-	-	1	100.0
C18	Colon	10	83.3	-	-	2	16.7	-	-	-	-	-	-	12	100.0
C19-C20	Rectum	10	83.3	-	-	1	8.3	-	-	-	-	1	8.3	12	100.0
C21	Anus & Anal Canal	2	100.0	-	-	-	-	-	-	-	-	-	-	2	100.0
C22	Liver	1	6.7	-	-	14	93.3	-	-	-	-	-	-	15	100.0
C23-C24	Gallbladder etc.	7	53.8	-	-	4	30.8	-	-	-	-	2	15.4	13	100.0
C25	Pancreas	2	66.7	-	-	-	-	-	-	-	-	1	33.3	3	100.0
C30-C31	Nose, Sinuses etc.	1	50.0	-	-	1	50.0	-	-	-	-	-	-	2	100.0
C32	Larynx	7	63.6	-	-	2	18.2	-	-	-	-	2	18.2	11	100.0
C33-C34	Lung etc.	-	-	-	-	47	83.9	-	-	-	-	9	16.1	56	100.0
C37-C38	Other Thoracic Organs	-	-	-	-	-	-	-	-	-	-	-	-	-	-
C40-C41	Bone	5	83.3	-	-	1	16.7	-	-	-	-	-	-	6	100.0
C43	Melanoma of Skin	-	-	-	-	-	-	-	-	-	-	-	-	-	-
C44	Other Skin	9	69.2	-	-	4	30.8	-	-	-	-	-	-	13	100.0
C45	Mesothelioma	-	-	-	-	-	-	-	-	-	-	-	-	-	-
C46	Kaposi Sarcoma	-	-	-	-	-	-	-	-	-	-	-	-	-	-
C47+C49	Conn. & Soft Tissue	6	60.0	1	10.0	3	30.0	-	-	-	-	-	-	10	100.0
C50	Breast	-	-	-	-	1	100.0	-	-	-	-	-	-	1	100.0
C60	Penis	3	75.0	-	-	1	25.0	-	-	-	-	-	-	4	100.0
C61	Prostate	5	100.0	-	-	-	-	-	-	-	-	-	-	5	100.0
C62	Testis	-	-	-	-	-	-	-	-	-	-	-	-	-	-
C63	Other Male Genital	-	-	-	-	-	-	-	-	-	-	-	-	-	-
C64	Kidney etc.	3	60.0	-	-	-	-	-	-	-	-	2	40.0	5	100.0
C65	Renal Pelvis	-	-	-	-	-	-	-	-	-	-	-	-	-	-
C66	Ureter	-	-	-	-	-	-	-	-	-	-	-	-	-	-
C67	Bladder	15	100.0	-	-	-	-	-	-	-	-	-	-	15	100.0
C68	Uns. Urinary Organs	-	-	-	-	-	-	-	-	-	-	-	-	-	-
C69	Eye	-	-	-	-	-	-	-	-	-	-	-	-	-	-
C70-C72	Brain, Nervous System	5	55.6	1	11.1	1	11.1	-	-	-	-	2	22.2	9	100.0
C73	Thyroid	1	25.0	-	-	3	75.0	-	-	-	-	-	-	4	100.0
C74	Adrenal Gland	-	-	-	-	-	-	-	-	-	-	-	-	-	-
C81	Hodgkins Disease	1	25.0	-	-	3	75.0	-	-	-	-	-	-	4	100.0
C82-C85,C96	NHL	6	22.2	-	-	21	77.8	-	-	-	-	-	-	27	100.0
C88	Malig Imn.Prol	D	-	-	-	-	-	-	-	-	-	-	-	-	-
C90	Multiple Myeloma	-	-	-	-	-	-	-	-	-	-	-	-	-	-
C91	Lymphoid Leuk.	-	-	-	-	-	-	-	-	9	100.0	-	-	9	100.0
C92-C94	Myeloid Leukaemia	-	-	-	-	-	-	-	-	16	100.0	-	-	16	100.0
C95	Leukaemia Uns	-	-	-	-	-	-	-	-	-	-	-	-	-	-
O&U*	Other and Uns	-	-	-	-	14	93.3	-	-	-	-	1	6.7	15	100.0
	All Sites	177	46.9	6	1.6	147	39.0	-	-	25	6.6	22	5.8	377	100.0

* O&U includes the Sites (ICD-10: C26, C39, C48, C75, C76, C77, C78, C79, C80, C97)

TABLE IMP-5(b): Number (#) and Proportion (%) of Cancers by Site (ICD-10) and Detailed Microscopic Diagnosis:2009-2010 - Females

IMPHAL WEST DISTRICT

ICD-10	Site	Pri. Hist		Sec. Hist		Cytology		Blood Film		Bone Marrow		Others		Total	
		#	%	#	%	#	%	#	%	#	%	#	%	#	%
C00	Lip	-	-	-	-	-	-	-	-	-	-	-	-	-	-
C01-C02	Tongue	2	100.0	-	-	-	-	-	-	-	-	-	-	2	100.0
C03-C06	Mouth	5	83.3	-	-	1	16.7	-	-	-	-	-	-	6	100.0
C07-C08	Salivary Gland	2	50.0	-	-	2	50.0	-	-	-	-	-	-	4	100.0
C09	Tonsil	-	-	-	-	-	-	-	-	-	-	-	-	-	-
C10	Oth. Oropharynx	-	-	-	-	-	-	-	-	-	-	-	-	-	-
C11	Nasopharynx	-	-	-	-	4	80.0	-	-	-	-	1	20.0	5	100.0
C12-C13	Hypopharynx	2	100.0	-	-	-	-	-	-	-	-	-	-	2	100.0
C14	Pharynx Unspecified	-	-	-	-	-	-	-	-	-	-	-	-	-	-
C15	Oesophagus	4	66.7	-	-	-	-	-	-	-	-	2	33.3	6	100.0
C16	Stomach	9	64.3	1	7.1	3	21.4	-	-	-	-	1	7.1	14	100.0
C17	Small Intestine	-	-	-	-	-	-	-	-	-	-	-	-	-	-
C18	Colon	3	50.0	1	16.7	2	33.3	-	-	-	-	-	-	6	100.0
C19-C20	Rectum	7	100.0	-	-	-	-	-	-	-	-	-	-	7	100.0
C21	Anus & Anal Canal	-	-	-	-	-	-	-	-	-	-	1	100.0	1	100.0
C22	Liver	-	-	-	-	8	100.0	-	-	-	-	-	-	8	100.0
C23-C24	Gallbladder etc.	12	40.0	2	6.7	14	46.7	-	-	-	-	2	6.7	30	100.0
C25	Pancreas	2	33.3	1	16.7	1	16.7	-	-	-	-	2	33.3	6	100.0
C30-C31	Nose, Sinuses etc.	1	100.0	-	-	-	-	-	-	-	-	-	-	1	100.0
C32	Larynx	1	100.0	-	-	-	-	-	-	-	-	-	-	1	100.0
C33-C34	Lung etc.	-	-	1	1.8	46	82.1	-	-	-	-	9	16.1	56	100.0
C37-C38	Other Thoracic Organs	-	-	-	-	-	-	-	-	-	-	-	-	-	-
C40-C41	Bone	3	42.9	-	-	3	42.9	-	-	-	-	1	14.3	7	100.0
C43	Melanoma of Skin	-	-	-	-	-	-	-	-	-	-	-	-	-	-
C44	Other Skin	10	76.9	-	-	3	23.1	-	-	-	-	-	-	13	100.0
C45	Mesothelioma	-	-	-	-	-	-	-	-	-	-	-	-	-	-
C46	Kaposi Sarcoma	-	-	-	-	1	100.0	-	-	-	-	-	-	1	100.0
C47+C49	Conn. & Soft Tissue	6	66.7	-	-	3	33.3	-	-	-	-	-	-	9	100.0
C50	Breast	33	48.5	1	1.5	34	50.0	-	-	-	-	-	-	68	100.0
C51	Vulva	10	90.9	-	-	1	9.1	-	-	-	-	-	-	11	100.0
C52	Vagina	3	100.0	-	-	-	-	-	-	-	-	-	-	3	100.0
C53	Cervix Uteri	42	84.0	-	-	6	12.0	-	-	-	-	2	4.0	50	100.0
C54	Corpus Uteri	4	100.0	-	-	-	-	-	-	-	-	-	-	4	100.0
C55	Uterus Unspecified	2	100.0	-	-	-	-	-	-	-	-	-	-	2	100.0
C56	Ovary etc.	7	43.8	-	-	9	56.3	-	-	-	-	-	-	16	100.0
C57	Other Female Genital	-	-	-	-	-	-	-	-	-	-	-	-	-	-
C58	Placenta	3	75.0	-	-	-	-	-	-	-	-	1	25.0	4	100.0
C64	Kidney etc.	4	100.0	-	-	-	-	-	-	-	-	-	-	4	100.0
C65	Renal Pelvis	-	-	-	-	-	-	-	-	-	-	-	-	-	-
C66	Ureter	-	-	-	-	-	-	-	-	-	-	-	-	-	-
C67	Bladder	8	100.0	-	-	-	-	-	-	-	-	-	-	8	100.0
C68	Uns.Urinary Organs	-	-	-	-	-	-	-	-	-	-	-	-	-	-
C69	Eye	-	-	-	-	-	-	-	-	-	-	-	-	-	-
C70-C72	Brain, Nervous System	1	50.0	-	-	-	-	-	-	-	-	1	50.0	2	100.0
C73	Thyroid	9	45.0	-	-	9	45.0	-	-	-	-	2	10.0	20	100.0
C74	Adrenal Gland	-	-	-	-	-	-	-	-	-	-	-	-	-	-
C81	Hodgkins Disease	-	-	-	-	-	-	-	-	-	-	-	-	-	-
C82-C85,C96	NHL	1	11.1	-	-	7	77.8	-	-	1	11.1	-	-	9	100.0
C88	Malig Imn.Prol D	-	-	-	-	-	-	-	-	-	-	-	-	-	-
C90	Multiple Myeloma	-	-	-	-	-	-	-	-	-	-	-	-	-	-
C91	Lymphoid Leuk.	-	-	-	-	-	-	-	-	7	100.0	-	-	7	100.0
C92-C94	Myeloid Leukaemia	-	-	-	-	-	-	-	-	8	88.9	1	11.1	9	100.0
C95	Leukaemia Uns	-	-	-	-	-	-	-	-	-	-	-	-	-	-
O&U*	Other and Uns	-	-	-	-	15	93.8	-	-	-	-	1	6.3	16	100.0
	All Sites	196	46.9	7	1.7	172	41.1	-	-	16	3.8	27	6.5	418	100.0

* O&U includes the Sites (ICD-10: C26, C39, C48, C75, C76, C77, C78, C79, C80, C97)

TABLE IMP-6(a): Number of Cancer Deaths by Five Year Age Group and Site (ICD-10):2009-2010 – Males

%= Relative Proportion of Cancers of All Sites.

IMPHAL WEST DISTRICT

ICD-10	Site	0-4	5-9	10-14	15-19	20-24	25-29	30-34	35-39	40-44	45-49	50-54	55-59	60-64	65-69	70-74	75+	Unkn	Total	%
C00	Lip	-	-	-	-	-	-	-	-	-	-	-	-	-	-	-	-	-	-	-
C01-C02	Tongue	-	-	-	-	-	-	-	-	-	-	-	-	-	-	-	-	-	-	-
C03-C06	Mouth	-	-	-	-	-	-	-	-	-	-	-	-	-	-	-	-	-	-	-
C07-C08	Salivary Gland	-	-	-	-	-	-	-	-	-	-	-	-	-	-	-	-	-	-	-
C09	Tonsil	-	-	-	-	-	-	-	-	-	-	-	-	-	-	-	-	-	-	-
C10	Oth. Oropharynx	-	-	-	-	-	-	-	-	-	-	-	-	-	-	-	-	-	-	-
C11	Nasopharynx	-	-	-	-	-	-	-	-	-	-	-	-	-	1	-	-	-	1	1.54
C12-C13	Hypopharynx	-	-	-	-	-	-	-	-	-	-	-	-	-	-	-	-	-	-	-
C14	Pharynx Unspecified	-	-	-	-	-	-	-	-	-	-	-	-	-	-	-	-	-	-	-
C15	Oesophagus	-	-	-	-	-	-	-	-	-	-	1	-	1	-	2	-	-	4	6.15
C16	Stomach	-	-	-	-	-	-	-	-	-	1	-	-	1	-	-	-	-	2	3.08
C17	Small Intestine	-	-	-	-	-	-	-	-	-	-	-	-	-	-	-	-	-	-	-
C18	Colon	-	-	-	-	1	-	-	-	-	-	-	-	1	2	-	-	-	4	6.15
C19-C20	Rectum	-	-	-	-	-	-	1	-	1	1	-	1	-	-	-	-	-	4	6.15
C21	Anus & Anal Canal	-	-	-	-	-	-	-	-	-	-	-	-	-	-	-	-	-	-	-
C22	Liver	-	-	-	-	-	-	1	-	-	1	3	1	2	-	-	-	-	8	12.31
C23-C24	Gallbladder etc.	-	-	-	-	-	-	-	-	1	-	1	-	1	-	-	-	-	3	4.62
C25	Pancreas	-	-	-	-	-	-	-	-	-	-	-	-	-	-	-	-	-	-	-
C30-C31	Nose, Sinuses etc.	-	-	-	-	-	-	-	-	-	-	-	-	-	-	-	-	-	-	-
C32	Larynx	-	-	-	-	-	-	-	-	-	-	-	-	-	-	-	-	-	-	-
C33-C34	Lung etc.	-	-	-	-	-	-	1	-	1	2	3	4	3	9	1	-	-	24	36.92
C37-C38	Other Thoracic Organs	-	-	-	-	-	-	-	-	-	-	-	-	-	-	-	-	-	-	-
C40-C41	Bone	-	-	-	-	-	-	-	-	-	-	-	-	-	-	-	-	-	-	-
C43	Melanoma of Skin	-	-	-	-	-	-	-	-	-	-	-	-	-	-	-	-	-	-	-
C44	Other Skin	-	-	-	-	-	-	-	-	-	-	-	-	-	-	-	-	-	-	-
C45	Mesothelioma	-	-	-	-	-	-	-	-	-	-	-	-	-	-	-	-	-	-	-
C46	Kaposi Sarcoma	-	-	-	-	-	-	-	-	-	-	-	-	-	-	-	-	-	-	-
C47 + C49	Conn. & Soft Tissue	-	-	-	-	-	-	-	-	-	-	-	-	-	-	-	-	-	-	-
C50	Breast	-	-	-	-	-	-	-	-	-	-	-	-	-	-	-	-	-	-	-
C60	Penis	-	-	-	-	-	-	-	-	-	-	-	-	-	-	-	-	-	-	-
C61	Prostate	-	-	-	-	-	-	-	-	-	-	-	-	-	-	-	-	-	-	-
C62	Testis	-	-	-	-	-	-	-	-	-	-	-	-	-	-	-	-	-	-	-
C63	Other Male Genital	-	-	-	-	-	-	-	-	-	-	-	-	-	-	-	-	-	-	-
C64	Kidney etc.	-	-	-	-	-	-	-	-	-	-	-	-	1	-	1	1	-	3	4.62
C65	Renal Pelvis	-	-	-	-	-	-	-	-	-	-	-	-	-	-	-	-	-	-	-
C66	Ureter	-	-	-	-	-	-	-	-	-	-	-	-	-	-	-	-	-	-	-
C67	Bladder	-	-	-	-	-	-	-	-	-	-	-	-	1	-	-	-	-	1	1.54
C68	Uns. Urinary Organs	-	-	-	-	-	-	-	-	-	-	-	-	-	-	-	-	-	-	-
C69	Eye	-	-	-	-	-	-	-	-	-	-	-	-	-	-	-	-	-	-	-
C70-C72	Brain, NS	-	-	-	1	-	-	-	1	1	-	-	-	-	-	-	-	-	3	4.62
C73	Thyroid	-	-	-	-	-	-	-	-	-	-	-	-	-	-	-	-	-	-	-
C74	Adrenal Gland	-	-	-	-	-	-	-	-	-	-	-	-	-	-	-	-	-	-	-
C81	Hodgkins Disease	-	-	-	-	-	-	-	-	-	-	-	-	-	-	-	-	-	-	-
C82-C85,C96	NHL	-	-	-	-	-	-	1	-	1	-	-	-	-	1	-	-	-	3	4.62
C88	Malig Imn.Prol D	-	-	-	-	-	-	-	-	-	-	-	-	-	-	-	-	-	-	-
C90	Multiple Myeloma	-	-	-	-	-	-	-	-	-	-	-	-	-	-	-	-	-	-	-
C91	Lymphoid Leuk.	-	-	-	-	-	-	-	-	-	-	-	-	-	-	-	-	-	-	-
C92-C94	Myeloid Leukaemia	-	-	-	-	-	-	-	1	-	1	-	-	-	-	1	-	-	3	4.62
C95	Leukaemia Uns	-	-	-	-	-	-	-	-	-	-	-	-	-	-	-	-	-	-	-
O&U*	Other and Uns	-	-	-	-	-	-	-	-	-	-	-	-	-	1	-	1	-	2	3.08
	All Sites	-	-	-	1	1	-	3	2	2	5	5	8	9	13	11	5	-	65	100.00

* O&U includes the Sites (ICD-10: C26, C39, C48, C75, C76, C77, C78, C79, C80, C97)

TABLE IMP-6(b): Number of Cancer Deaths by Five Year Age Group and Site (ICD-10):2009-2010 – Females

%= Relative Proportion of Cancers of All Sites.

IMPHAL WEST DISTRICT

ICD-10	Site	0-4	5-9	10-14	15-19	20-24	25-29	30-34	35-39	40-44	45-49	50-54	55-59	60-64	65-69	70-74	75+	Unkn	Total	%	
C00	Lip	-	-	-	-	-	-	-	-	-	-	-	-	-	-	-	-	-	-	-	
C01-C02	Tongue	-	-	-	-	-	-	-	-	-	-	-	-	-	-	-	-	-	-	-	
C03-C06	Mouth	-	-	-	-	-	-	-	-	-	-	-	-	-	-	-	-	-	-	-	
C07-C08	Salivary Gland	-	-	-	-	-	-	-	-	-	-	-	-	-	-	-	-	-	-	-	
C09	Tonsil	-	-	-	-	-	-	-	-	-	-	-	-	-	-	-	-	-	-	-	
C10	Oth. Oropharynx	-	-	-	-	-	-	-	-	-	-	-	-	-	-	-	-	-	-	-	
C11	Nasopharynx	-	-	-	-	-	-	-	-	-	-	-	-	-	-	-	1	-	1	1.45	
C12-C13	Hypopharynx	-	-	-	-	-	-	-	-	-	-	-	-	-	-	-	-	-	-	-	
C14	Pharynx Unspecified	-	-	-	-	-	-	-	-	-	-	-	-	-	-	-	-	-	-	-	
C15	Oesophagus	-	-	-	-	-	-	-	-	-	-	-	1	-	-	-	-	-	-	1	1.45
C16	Stomach	-	-	-	-	-	-	-	-	-	-	-	-	-	2	-	1	-	-	3	4.35
C17	Small Intestine	-	-	-	-	-	-	-	-	-	-	-	-	-	-	-	-	-	-	-	-
C18	Colon	-	-	-	-	-	-	-	-	-	-	-	-	1	-	2	1	-	-	4	5.80
C19-C20	Rectum	-	-	-	-	-	-	-	-	1	-	-	-	1	-	-	-	-	-	2	2.90
C21	Anus & Anal Canal	-	-	-	-	-	-	-	-	-	-	-	-	-	-	-	-	-	-	-	-
C22	Liver	-	-	-	-	-	-	-	-	-	-	-	-	-	-	-	-	-	-	-	-
C23-C24	Gallbladder etc.	-	-	-	-	-	-	-	-	-	-	1	2	1	-	1	2	-	-	7	10.14
C25	Pancreas	-	-	-	-	-	-	-	-	-	-	1	-	-	-	-	-	-	-	1	1.45
C30-C31	Nose, Sinuses etc.	-	-	-	-	-	-	-	-	-	-	-	-	-	-	-	-	-	-	-	-
C32	Larynx	-	-	-	-	-	-	-	-	-	-	-	-	-	-	-	-	-	-	-	-
C33-C34	Lung etc.	-	-	-	-	-	-	-	1	-	-	3	2	4	8	5	4	-	-	27	39.13
C37-C38	Other Thoracic Organs	-	-	-	-	-	-	-	-	-	-	-	-	-	-	-	-	-	-	-	-
C40-C41	Bone	-	-	-	-	-	-	-	-	-	-	-	-	-	-	-	-	-	-	-	-
C43	Melanoma of Skin	-	-	-	-	-	-	-	-	-	-	-	-	-	-	-	-	-	-	-	-
C44	Other Skin	-	-	-	-	-	-	-	-	-	-	-	-	-	-	-	-	-	-	-	-
C45	Mesothelioma	-	-	-	-	-	-	-	-	-	-	-	-	-	-	-	-	-	-	-	-
C46	Kaposi Sarcoma	-	-	-	-	-	-	-	-	-	-	-	-	-	-	-	-	-	-	-	-
C47+C49	Conn. & Soft Tissue	-	-	-	-	-	-	-	-	1	-	-	-	-	-	-	-	-	-	1	1.45
C50	Breast	-	-	-	-	-	-	-	-	-	-	-	-	-	-	-	-	-	-	-	-
C51	Vulva	-	-	-	-	-	-	-	-	-	-	-	1	-	-	-	-	-	-	1	1.45
C52	Vagina	-	-	-	-	-	-	-	-	-	-	-	-	-	-	-	-	-	-	-	-
C53	Cervix Uteri	-	-	-	-	-	-	-	-	-	-	1	1	-	1	-	3	-	-	6	8.70
C54	Corpus Uteri	-	-	-	-	-	-	-	-	-	-	-	-	-	-	-	-	-	-	-	-
C55	Uterus Unspecified	-	-	-	-	-	-	-	-	-	-	-	-	-	-	-	-	-	-	-	-
C56	Ovary etc.	-	-	-	-	-	-	-	-	-	-	1	-	-	-	1	-	-	-	2	2.90
C57	Other Female Genital	-	-	-	-	-	-	-	-	-	-	-	-	-	-	-	-	-	-	-	-
C58	Placenta	-	-	-	-	-	1	-	-	-	-	-	-	-	-	-	-	-	-	1	1.45
C64	Kidney etc.	-	-	-	-	-	-	-	-	-	-	1	-	-	-	-	-	-	-	1	1.45
C65	Renal Pelvis	-	-	-	-	-	-	-	-	-	-	-	-	-	-	-	-	-	-	-	-
C66	Ureter	-	-	-	-	-	-	-	-	-	-	-	-	-	-	-	-	-	-	-	-
C67	Bladder	-	-	-	-	-	-	-	-	-	-	-	-	-	-	-	-	-	-	-	-
C68	Uns.Urinary Organs	-	-	-	-	-	-	-	-	-	-	-	-	-	-	-	-	-	-	-	-
C69	Eye	-	-	-	-	-	-	-	-	-	-	-	-	-	-	-	-	-	-	-	-
C70-C72	Brain, NS	-	-	-	-	-	-	-	-	-	-	-	-	-	-	-	-	-	-	-	-
C73	Thyroid	-	-	-	-	-	-	-	-	-	-	-	-	-	-	-	-	-	-	-	-
C74	Adrenal Gland	-	-	-	-	-	-	-	-	-	-	-	-	-	-	-	-	-	-	-	-
C81	Hodgkins Disease	-	-	-	-	-	-	-	-	-	-	-	-	-	-	-	-	-	-	-	-
C82-C85,C96	NHL	-	-	-	-	-	-	-	1	-	-	-	-	-	-	1	-	-	-	2	2.90
C88	Malig Imn.Prol D	-	-	-	-	-	-	-	-	-	-	-	-	-	-	-	-	-	-	-	-
C90	Multiple Myeloma	-	-	-	-	-	-	-	-	-	-	-	-	-	1	-	-	-	-	1	1.45
C91	Lymphoid Leuk.	1	-	-	-	-	-	-	-	1	-	-	-	-	-	-	-	-	-	2	2.90
C92-C94	Myeloid Leukaemia	-	-	-	-	-	-	-	1	-	1	1	-	-	-	-	1	-	-	4	5.80
C95	Leukaemia Uns	-	-	-	-	-	-	-	-	-	-	-	-	-	-	-	-	-	-	-	-
O&U*	Other and Uns	-	-	-	-	-	-	-	-	-	1	-	-	-	-	-	1	-	-	2	2.90
	All Sites	1	-	-	-	-	1	-	3	3	2	9	7	7	12	10	14	-	69	100.00	

* O&U includes the Sites (ICD-10: C26, C39, C48, C75, C76, C77, C78, C79, C80, C97)

**TABLE IMP-7(a): Average Annual Age Specific, Crude (CR), Age Adjusted (AAR) (with Standard Error (SE)) and Truncated (35-64 Yrs) (TR) Mortality Rate per 100,000 population:2009-2010 - Males
IMPHAL WEST DISTRICT**

ICD-10	0-4	5-9	10-14	15-19	20-24	25-29	30-34	35-39	40-44	45-49	50-54	55-59	60-64	65-69	70-74	>75	CR	AAR	SE	TR
C00	-	-	-	-	-	-	-	-	-	-	-	-	-	-	-	-	-	-	-	-
C01-C02	-	-	-	-	-	-	-	-	-	-	-	-	-	-	-	-	-	-	-	-
C03-C06	-	-	-	-	-	-	-	-	-	-	-	-	-	-	-	-	-	-	-	-
C07-C08	-	-	-	-	-	-	-	-	-	-	-	-	-	-	-	-	-	-	-	-
C09	-	-	-	-	-	-	-	-	-	-	-	-	-	-	-	-	-	-	-	-
C10	-	-	-	-	-	-	-	-	-	-	-	-	-	-	-	-	-	-	-	-
C11	-	-	-	-	-	-	-	-	-	-	-	-	10.9	-	-	-	0.2	0.3	0.33	-
C12-C13	-	-	-	-	-	-	-	-	-	-	-	-	-	-	-	-	-	-	-	-
C14	-	-	-	-	-	-	-	-	-	-	-	-	-	-	-	-	-	-	-	-
C15	-	-	-	-	-	-	-	-	-	-	6.7	-	10.9	-	21.2	-	0.8	1.0	0.52	0.9
C16	-	-	-	-	-	-	-	-	-	4.2	-	-	10.9	-	-	-	0.4	0.5	0.39	0.7
C17	-	-	-	-	-	-	-	-	-	-	-	-	-	-	-	-	-	-	-	-
C18	-	-	-	-	1.8	-	-	-	-	-	-	-	9.7	21.8	-	-	0.8	1.2	0.62	1.2
C19-C20	-	-	-	-	-	-	2.3	-	-	3.6	4.2	-	9.7	-	-	-	0.8	1.0	0.51	2.6
C21	-	-	-	-	-	-	-	-	-	-	-	-	-	-	-	-	-	-	-	-
C22	-	-	-	-	-	-	-	2.6	-	-	4.2	20.0	9.7	21.8	-	-	1.6	2.2	0.80	5.0
C23-C24	-	-	-	-	-	-	-	-	3.6	-	6.7	-	10.9	-	-	-	0.6	0.8	0.48	1.6
C25	-	-	-	-	-	-	-	-	-	-	-	-	-	-	-	-	-	-	-	-
C30-C31	-	-	-	-	-	-	-	-	-	-	-	-	-	-	-	-	-	-	-	-
C32	-	-	-	-	-	-	-	-	-	-	-	-	-	-	-	-	-	-	-	-
C33-C34	-	-	-	-	-	-	2.3	-	-	3.6	8.3	20.0	38.6	32.7	110.9	10.6	4.8	6.5	1.37	9.6
C37-C38	-	-	-	-	-	-	-	-	-	-	-	-	-	-	-	-	-	-	-	-
C40-C41	-	-	-	-	-	-	-	-	-	-	-	-	-	-	-	-	-	-	-	-
C43	-	-	-	-	-	-	-	-	-	-	-	-	-	-	-	-	-	-	-	-
C44	-	-	-	-	-	-	-	-	-	-	-	-	-	-	-	-	-	-	-	-
C45	-	-	-	-	-	-	-	-	-	-	-	-	-	-	-	-	-	-	-	-
C46	-	-	-	-	-	-	-	-	-	-	-	-	-	-	-	-	-	-	-	-
C47+C49	-	-	-	-	-	-	-	-	-	-	-	-	-	-	-	-	-	-	-	-
C50	-	-	-	-	-	-	-	-	-	-	-	-	-	-	-	-	-	-	-	-
C60	-	-	-	-	-	-	-	-	-	-	-	-	-	-	-	-	-	-	-	-
C61	-	-	-	-	-	-	-	-	-	-	-	-	-	-	-	-	-	-	-	-
C62	-	-	-	-	-	-	-	-	-	-	-	-	-	-	-	-	-	-	-	-
C63	-	-	-	-	-	-	-	-	-	-	-	-	-	-	-	-	-	-	-	-
C64	-	-	-	-	-	-	-	-	-	-	-	-	9.7	-	12.3	10.6	0.6	0.8	0.50	1.2
C65	-	-	-	-	-	-	-	-	-	-	-	-	-	-	-	-	-	-	-	-
C66	-	-	-	-	-	-	-	-	-	-	-	-	-	-	-	-	-	-	-	-
C67	-	-	-	-	-	-	-	-	-	-	-	-	9.7	-	-	-	0.2	0.4	0.39	1.2
C68	-	-	-	-	-	-	-	-	-	-	-	-	-	-	-	-	-	-	-	-
C69	-	-	-	-	-	-	-	-	-	-	-	-	-	-	-	-	-	-	-	-
C70-C72	-	-	-	1.9	-	-	-	-	3.1	3.6	-	-	-	-	-	-	0.6	0.6	0.33	1.3
C73	-	-	-	-	-	-	-	-	-	-	-	-	-	-	-	-	-	-	-	-
C74	-	-	-	-	-	-	-	-	-	-	-	-	-	-	-	-	-	-	-	-
C81	-	-	-	-	-	-	-	-	-	-	-	-	-	-	-	-	-	-	-	-
C82-C85,C96	-	-	-	-	-	-	2.3	-	3.1	-	-	-	-	10.9	-	-	0.6	0.7	0.40	0.6
C88	-	-	-	-	-	-	-	-	-	-	-	-	-	-	-	-	-	-	-	-
C90	-	-	-	-	-	-	-	-	-	-	-	-	-	-	-	-	-	-	-	-
C91	-	-	-	-	-	-	-	-	-	-	-	-	-	-	-	-	-	-	-	-
C92-C94	-	-	-	-	-	-	-	2.6	-	3.6	-	-	-	-	12.3	-	0.6	0.6	0.36	1.2
C95	-	-	-	-	-	-	-	-	-	-	-	-	-	-	-	-	-	-	-	-
O&U*	-	-	-	-	-	-	-	-	-	-	-	-	10.9	-	10.6	-	0.4	0.5	0.39	-
All	-	-	-	1.9	1.8	-	7.0	5.2	6.2	18.1	20.9	53.4	87.0	141.9	135.6	52.9	12.9	17.2	2.21	27.2

* O&U includes the Sites (ICD-10: C26, C39, C48, C75, C76, C77, C78, C79, C80, C97)

**TABLE IMP-7(b): Average Annual Age Specific, Crude (CR), Age Adjusted (AAR) (with Standard Error (SE)) and Truncated (35-64 Yrs) (TR) Mortality Rate per 100,000 population:2009-2010 - Females
IMPHAL WEST DISTRICT**

ICD-10	0-4	5-9	10-14	15-19	20-24	25-29	30-34	35-39	40-44	45-49	50-54	55-59	60-64	65-69	70-74	>75	CR	AAR	SE	TR
C00	-	-	-	-	-	-	-	-	-	-	-	-	-	-	-	-	-	-	-	-
C01-C02	-	-	-	-	-	-	-	-	-	-	-	-	-	-	-	-	-	-	-	-
C03-C06	-	-	-	-	-	-	-	-	-	-	-	-	-	-	-	-	-	-	-	-
C07-C08	-	-	-	-	-	-	-	-	-	-	-	-	-	-	-	-	-	-	-	-
C09	-	-	-	-	-	-	-	-	-	-	-	-	-	-	-	-	-	-	-	-
C10	-	-	-	-	-	-	-	-	-	-	-	-	-	-	-	-	-	-	-	-
C11	-	-	-	-	-	-	-	-	-	-	-	-	-	-	-	8.4	0.2	0.2	0.17	-
C12-C13	-	-	-	-	-	-	-	-	-	-	-	-	-	-	-	-	-	-	-	-
C14	-	-	-	-	-	-	-	-	-	-	-	-	-	-	-	-	-	-	-	-
C15	-	-	-	-	-	-	-	-	-	-	-	7.3	-	-	-	-	0.2	0.3	0.29	0.9
C16	-	-	-	-	-	-	-	-	-	-	-	-	-	19.1	-	8.4	0.6	0.7	0.44	-
C17	-	-	-	-	-	-	-	-	-	-	-	-	-	-	-	-	-	-	-	-
C18	-	-	-	-	-	-	-	-	-	-	-	-	7.8	-	21.2	8.4	0.8	0.9	0.46	1.0
C19-C20	-	-	-	-	-	-	-	-	2.9	-	-	-	7.8	-	-	-	0.4	0.5	0.36	1.6
C21	-	-	-	-	-	-	-	-	-	-	-	-	-	-	-	-	-	-	-	-
C22	-	-	-	-	-	-	-	-	-	-	-	-	-	-	-	-	-	-	-	-
C23-C24	-	-	-	-	-	-	-	-	-	-	4.4	14.5	7.8	-	10.6	16.7	1.4	1.7	0.65	3.6
C25	-	-	-	-	-	-	-	-	-	-	4.4	-	-	-	-	-	0.2	0.2	0.22	0.7
C30-C31	-	-	-	-	-	-	-	-	-	-	-	-	-	-	-	-	-	-	-	-
C32	-	-	-	-	-	-	-	-	-	-	-	-	-	-	-	-	-	-	-	-
C33-C34	-	-	-	-	-	-	-	2.5	-	-	13.2	14.5	31.3	76.2	53.1	33.5	5.2	6.7	1.31	8.5
C37-C38	-	-	-	-	-	-	-	-	-	-	-	-	-	-	-	-	-	-	-	-
C40-C41	-	-	-	-	-	-	-	-	-	-	-	-	-	-	-	-	-	-	-	-
C43	-	-	-	-	-	-	-	-	-	-	-	-	-	-	-	-	-	-	-	-
C44	-	-	-	-	-	-	-	-	-	-	-	-	-	-	-	-	-	-	-	-
C45	-	-	-	-	-	-	-	-	-	-	-	-	-	-	-	-	-	-	-	-
C46	-	-	-	-	-	-	-	-	-	-	-	-	-	-	-	-	-	-	-	-
C47+C49	-	-	-	-	-	-	-	-	2.9	-	-	-	-	-	-	-	0.2	0.2	0.18	0.6
C50	-	-	-	-	-	-	-	-	-	-	-	-	-	-	-	-	-	-	-	-
C51	-	-	-	-	-	-	-	-	-	-	-	7.3	-	-	-	-	0.2	0.3	0.29	0.9
C52	-	-	-	-	-	-	-	-	-	-	-	-	-	-	-	-	-	-	-	-
C53	-	-	-	-	-	-	-	-	-	-	4.4	7.3	-	9.5	-	25.1	1.2	1.3	0.55	1.6
C54	-	-	-	-	-	-	-	-	-	-	-	-	-	-	-	-	-	-	-	-
C55	-	-	-	-	-	-	-	-	-	-	-	-	-	-	-	-	-	-	-	-
C56	-	-	-	-	-	-	-	-	-	-	4.4	-	-	-	10.6	-	0.4	0.4	0.31	0.7
C57	-	-	-	-	-	-	-	-	-	-	-	-	-	-	-	-	-	-	-	-
C58	-	-	-	-	-	1.9	-	-	-	-	-	-	-	-	-	-	0.2	0.2	0.15	-
C64	-	-	-	-	-	-	-	-	-	-	4.4	-	-	-	-	-	0.2	0.2	0.22	0.7
C65	-	-	-	-	-	-	-	-	-	-	-	-	-	-	-	-	-	-	-	-
C66	-	-	-	-	-	-	-	-	-	-	-	-	-	-	-	-	-	-	-	-
C67	-	-	-	-	-	-	-	-	-	-	-	-	-	-	-	-	-	-	-	-
C68	-	-	-	-	-	-	-	-	-	-	-	-	-	-	-	-	-	-	-	-
C69	-	-	-	-	-	-	-	-	-	-	-	-	-	-	-	-	-	-	-	-
C70-C72	-	-	-	-	-	-	-	-	-	-	-	-	-	-	-	-	-	-	-	-
C73	-	-	-	-	-	-	-	-	-	-	-	-	-	-	-	-	-	-	-	-
C74	-	-	-	-	-	-	-	-	-	-	-	-	-	-	-	-	-	-	-	-
C81	-	-	-	-	-	-	-	-	-	-	-	-	-	-	-	-	-	-	-	-
C82-C85,C96	-	-	-	-	-	-	-	2.5	-	-	-	-	-	-	10.6	-	0.4	0.4	0.26	0.5
C88	-	-	-	-	-	-	-	-	-	-	-	-	-	-	-	-	-	-	-	-
C90	-	-	-	-	-	-	-	-	-	-	-	-	-	9.5	-	-	0.2	0.3	0.29	-
C91	2.9	-	-	-	-	-	-	-	2.9	-	-	-	-	-	-	-	0.4	0.5	0.39	0.6
C92-C94	-	-	-	-	-	-	-	2.5	-	3.5	4.4	-	-	-	-	8.4	0.8	0.7	0.38	1.9
C95	-	-	-	-	-	-	-	-	-	-	-	-	-	-	-	-	-	-	-	-
O&U*	-	-	-	-	-	-	-	-	-	3.5	-	-	-	-	-	8.4	0.4	0.4	0.27	0.7
All	2.9	-	-	-	-	1.9	-	7.4	8.8	7.0	39.7	50.9	54.7	114.4	106.1	117.1	13.3	16.0	1.98	24.5

* O&U includes the Sites (ICD-10: C26, C39, C48, C75, C76, C77, C78, C79, C80, C97)

**TABLE IMP-8(a): Cumulative Rate (Cu.Rate%) & Cumulative Risk (Cu.Risk)
of individual sites (ICD-10) based on age specific rates
(from 0-64 years and from 0-74 Years) 2009-2010 - Males
IMPHAL WEST DISTRICT**

ICD-10	Site	0 - 64 Years		0 - 74 Years	
		Cu. Rate %	Cu. Risk	Cu. Rate%	Cu. Risk
C00	Lip	-	-	0.1	0.1
C01-C02	Tongue	0.3	0.3	0.5	0.5
C03-C06	Mouth	0.2	0.2	0.2	0.2
C07-C08	Salivary Gland	0.2	0.2	0.2	0.2
C09	Tonsil	-	-	-	-
C10	Oth. Oropharynx	0.1	0.1	0.1	0.1
C11	Nasopharynx	0.3	0.3	0.4	0.4
C12-C13	Hypopharynx	0.2	0.2	0.6	0.6
C14	Pharynx Unspecified	-	-	-	-
C15	Oesophagus	0.3	0.3	0.9	0.9
C16	Stomach	0.3	0.3	0.6	0.6
C17	Small Intestine	-	-	-	-
C18	Colon	0.1	0.1	0.4	0.4
C19-C20	Rectum	0.2	0.2	0.3	0.3
C21	Anus & Anal Canal	-	-	0.1	0.1
C22	Liver	0.3	0.3	0.5	0.5
C23-C24	Gallbladder etc.	0.3	0.3	0.4	0.4
C25	Pancreas	0.1	0.1	0.1	0.1
C30-C31	Nose, Sinuses etc.	-	-	-	-
C32	Larynx	0.3	0.3	0.5	0.5
C33-C34	Lung etc.	0.8	0.8	2.1	2.1
C37-C38	Other Thoracic Organs	-	-	-	-
C40-C41	Bone	0.1	0.1	0.1	0.1
C43	Melanoma of Skin	-	-	-	-
C44	Other Skin	0.1	0.1	0.4	0.4
C45	Mesothelioma	-	-	-	-
C46	Kaposi Sarcoma	-	-	-	-
C47+C49	Conn. & Soft Tissue	0.1	0.1	0.2	0.2
C50	Breast	-	-	-	-
C60	Penis	0.1	0.1	0.1	0.1
C61	Prostate	0.1	0.1	0.1	0.1
C62	Testis	-	-	-	-
C63	Other Male Genital	-	-	-	-
C64	Kidney etc.	0.1	0.1	0.2	0.2
C65	Renal Pelvis	-	-	-	-
C66	Ureter	-	-	-	-
C67	Bladder	0.4	0.4	0.5	0.5
C68	Uns.Urinary Organs	-	-	-	-
C69	Eye	-	-	-	-
C70-C72	Brain, Nervous System	0.1	0.1	0.1	0.1
C73	Thyroid	0.1	0.1	0.1	0.1
C74	Adrenal Gland	-	-	-	-
C81	Hodgkins Disease	0.1	0.1	0.1	0.1
C82-C85,C96	NHL	0.5	0.5	0.7	0.8
C88	Malig Imn.Prol D	-	-	-	-
C90	Multiple Myeloma	-	-	-	-
C91	Lymphoid Leuk.	0.1	0.1	0.1	0.1
C92-C94	Myeloid Leukaemia	0.3	0.3	0.4	0.4
C95	Leukaemia Uns	-	-	-	-
O&U*	Other and Uns	0.3	0.3	0.4	0.4
	All Sites	6.30	6.11	11.59	10.95

* O&U includes the Sites (ICD-10: C26, C39, C48, C75, C76, C77, C78, C79, C80, C97)

**TABLE IMP-8(b): Cumulative Rate (Cu.Rate%) & Cumulative Risk (Cu.Risk)
of individual sites (ICD-10) based on age specific rates
(from 0-64 years and from 0-74 Years)2009-2010 - Females
IMPHAL WEST DISTRICT**

ICD-10	Site	0 - 64 Years		0 - 74 Years	
		Cu. Rate %	Cu. Risk	Cu. Rate%	Cu. Risk
C00	Lip	-	-	-	-
C01-C02	Tongue	-	-	0.1	0.1
C03-C06	Mouth	0.1	0.1	0.2	0.2
C07-C08	Salivary Gland	0.1	0.1	0.1	0.1
C09	Tonsil	-	-	-	-
C10	Oth. Oropharynx	-	-	-	-
C11	Nasopharynx	0.1	0.1	0.1	0.1
C12-C13	Hypopharynx	0.1	0.1	0.1	0.1
C14	Pharynx Unspecified	-	-	-	-
C15	Oesophagus	0.1	0.1	0.1	0.1
C16	Stomach	0.2	0.2	0.4	0.4
C17	Small Intestine	-	-	-	-
C18	Colon	0.1	0.1	0.2	0.2
C19-C20	Rectum	0.1	0.1	0.2	0.2
C21	Anus & Anal Canal	-	-	-	-
C22	Liver	0.1	0.1	0.3	0.3
C23-C24	Gallbladder etc.	0.4	0.4	0.9	0.9
C25	Pancreas	0.1	0.1	0.2	0.2
C30-C31	Nose, Sinuses etc.	-	-	-	-
C32	Larynx	-	-	-	-
C33-C34	Lung etc.	0.6	0.6	1.7	1.7
C37-C38	Other Thoracic Organs	-	-	-	-
C40-C41	Bone	0.1	0.1	0.1	0.1
C43	Melanoma of Skin	-	-	-	-
C44	Other Skin	0.2	0.2	0.4	0.4
C45	Mesothelioma	-	-	-	-
C46	Kaposi Sarcoma	-	-	-	-
C47+C49	Conn. & Soft Tissue	0.1	0.1	0.2	0.2
C50	Breast	1.3	1.3	1.4	1.5
C51	Vulva	0.2	0.2	0.2	0.2
C52	Vagina	-	-	0.1	0.1
C53	Cervix Uteri	0.7	0.7	1.2	1.2
C54	Corpus Uteri	0.1	0.1	0.1	0.1
C55	Uterus Unspecified	0.1	0.1	0.1	0.1
C56	Ovary etc.	0.3	0.3	0.4	0.4
C57	Other Female Genital	-	-	-	-
C58	Placenta	-	-	-	-
C64	Kidney etc.	0.1	0.1	0.1	0.1
C65	Renal Pelvis	-	-	-	-
C66	Ureter	-	-	-	-
C67	Bladder	0.1	0.1	0.2	0.2
C68	Uns.Urinary Organs	-	-	-	-
C69	Eye	-	-	-	-
C70-C72	Brain, Nervous System	-	-	0.1	0.1
C73	Thyroid	0.2	0.2	0.2	0.2
C74	Adrenal Gland	-	-	-	-
C81	Hodgkins Disease	-	-	-	-
C82-C85,C96	NHL	0.1	0.1	0.3	0.3
C88	Malig Imn.Prol D	-	-	-	-
C90	Multiple Myeloma	-	-	-	-
C91	Lymphoid Leuk.	0.1	0.1	0.1	0.1
C92-C94	Myeloid Leukaemia	0.2	0.2	0.2	0.2
C95	Leukaemia Uns	-	-	-	-
O&U*	Other and Uns	0.3	0.3	0.5	0.5
	All Sites	6.23	6.04	10.35	9.83

* O&U includes the Sites (ICD-10: C26, C39, C48, C75, C76, C77, C78, C79, C80, C97)

Figure MRE -1
Population Pyramid showing Age Distribution:2009-2010
MANIPUR STATE - EXCL. IMPHAL WEST

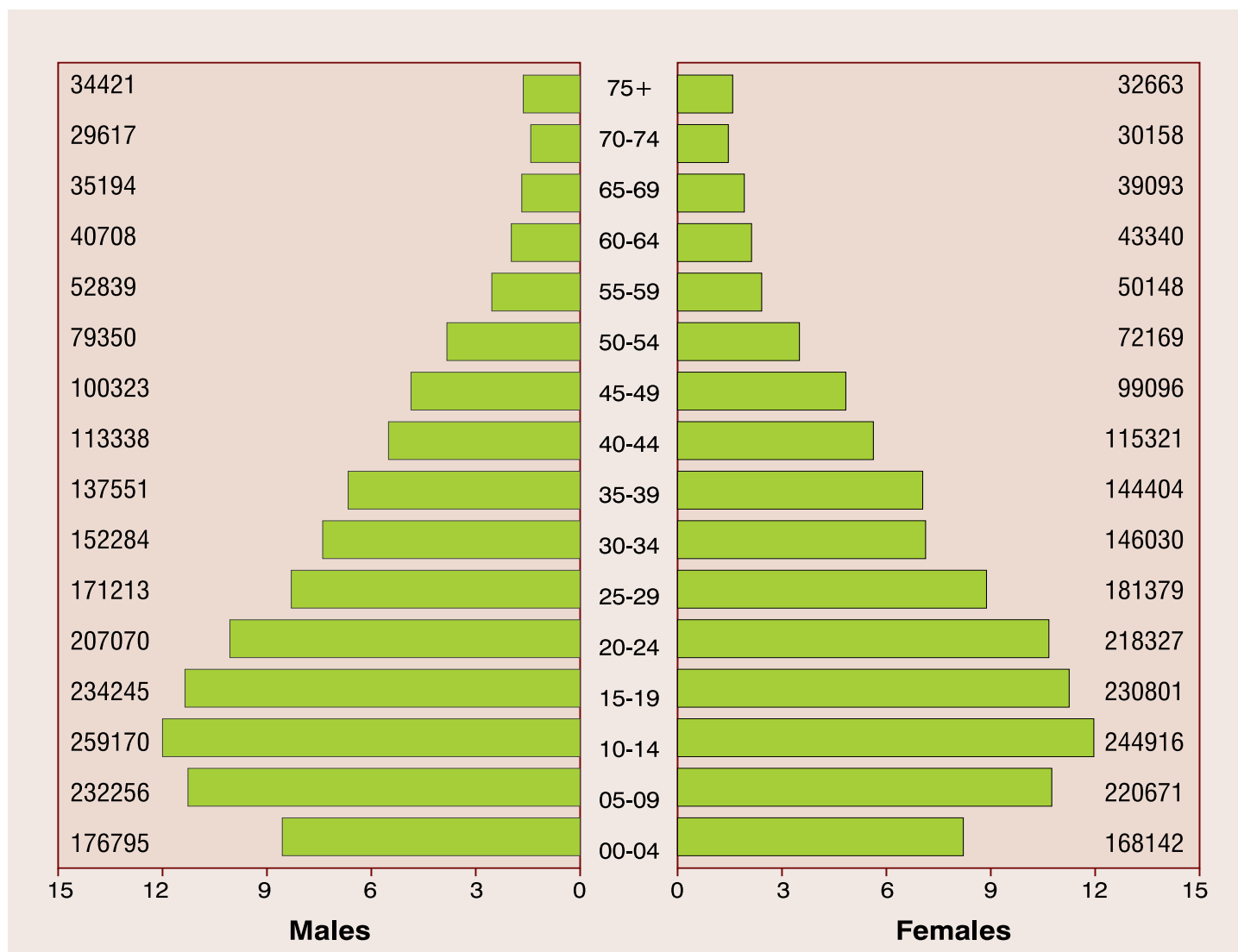


TABLE MRE-1
Population by Five Year Age Group and Gender:2009-2010
Number and Relative Proportion (%)
MANIPUR STATE - EXCL. IMPHAL WEST

Age Group	Males		Females	
	Number	%	Number	%
00-04	176795	8.60	168142	8.26
05-09	232256	11.29	220671	10.83
10-14	259170	12.60	244916	12.03
15-19	234245	11.39	230801	11.33
20-24	207070	10.07	218327	10.72
25-29	171213	8.33	181379	8.91
30-34	152284	7.41	146030	7.17
35-39	137551	6.69	144404	7.09
40-44	113338	5.51	115321	5.66
45-49	100323	4.88	99096	4.87
50-54	79350	3.86	72169	3.54
55-59	52839	2.57	50148	2.46
60-64	40708	1.98	43340	2.13
65-69	35194	1.71	39093	1.92
70-74	29617	1.44	30158	1.48
75+	34421	1.67	32663	1.60
Total	2056374	100.00	2036658	100.00

TABLE MRE-2(a): Number of Incident Cancers by Five Year Age Group and Site (ICD-10):2009-2010 - Males

% = Relative Proportion of Cancers of All Sites.

MANIPUR STATE - EXCL. IMPHAL WEST

ICD-10	Site	0-4	5-9	10-14	15-19	20-24	25-29	30-34	35-39	40-44	45-49	50-54	55-59	60-64	65-69	70-74	75+	Unkn	Total	%
C00	Lip	-	-	-	-	-	-	-	-	-	-	1	-	-	-	-	-	-	1	0.10
C01-C02	Tongue	-	-	-	-	1	-	1	-	-	5	3	3	-	3	2	3	-	21	2.07
C03-C06	Mouth	-	-	-	1	-	1	-	-	1	1	2	2	6	3	1	4	-	22	2.17
C07-C08	Salivary Gland	-	-	-	1	1	-	-	-	5	3	-	-	2	1	1	3	-	17	1.67
C09	Tonsil	1	-	-	-	-	-	-	-	-	-	2	-	1	-	-	1	-	5	0.49
C10	Oth. Oropharynx	-	-	-	-	-	-	-	-	1	-	-	1	2	-	-	1	-	5	0.49
C11	Nasopharynx	-	-	-	-	-	-	3	5	9	12	9	11	8	3	6	4	-	70	6.89
C12-C13	Hypopharynx	-	-	-	-	-	-	-	1	-	3	3	3	3	1	3	4	-	21	2.07
C14	Pharynx Unspecified	-	-	-	-	-	-	-	-	-	-	-	-	-	-	-	-	-	-	-
C15	Oesophagus	-	-	-	-	-	-	1	1	1	8	6	10	11	5	4	3	-	50	4.92
C16	Stomach	-	-	-	-	-	1	-	5	4	6	13	13	17	12	14	11	-	96	9.45
C17	Small Intestine	-	-	-	-	-	-	-	-	-	1	-	-	-	-	-	-	-	1	0.10
C18	Colon	-	-	-	-	-	-	1	-	2	3	6	1	3	2	1	3	-	22	2.17
C19-C20	Rectum	-	-	-	-	-	2	3	4	3	2	4	5	5	5	4	3	-	40	3.94
C21	Anus & Anal Canal	-	-	-	-	-	1	-	-	-	2	-	-	-	-	-	-	-	3	0.30
C22	Liver	-	-	-	-	1	-	2	2	3	6	7	6	10	5	4	6	-	52	5.12
C23-C24	Gallbladder etc.	-	-	-	-	-	2	-	2	1	1	1	2	2	3	3	3	-	20	1.97
C25	Pancreas	-	-	-	-	-	-	-	-	-	-	1	-	3	-	1	1	-	6	0.59
C30-C31	Nose, Sinuses etc.	-	-	-	-	-	-	-	1	-	1	3	-	2	-	-	-	-	7	0.69
C32	Larynx	-	-	-	-	-	1	-	-	1	1	4	3	8	1	6	2	-	27	2.66
C33-C34	Lung etc.	-	-	-	-	-	-	2	4	5	5	18	11	33	31	35	48	-	192	18.90
C37-C38	Other Thoracic Organs	-	-	-	-	-	-	-	-	-	-	-	-	1	-	1	1	-	3	0.30
C40-C41	Bone	-	-	2	1	1	3	1	3	1	-	-	-	1	1	1	1	-	16	1.57
C43	Melanoma of Skin	-	-	-	-	-	-	-	-	-	-	-	-	-	-	-	-	-	-	-
C44	Other Skin	1	-	-	-	-	-	1	3	2	-	5	3	5	2	1	4	-	27	2.66
C45	Mesothelioma	-	-	-	-	-	-	-	-	-	-	-	-	-	-	-	-	-	-	-
C46	Kaposi Sarcoma	-	-	-	-	-	-	-	-	-	-	-	-	-	-	-	-	-	-	-
C47+C49	Conn. & Soft Tissue	-	-	-	1	3	1	1	-	-	-	1	-	3	1	-	1	-	12	1.18
C50	Breast	-	-	-	-	-	-	1	-	-	-	-	1	-	-	2	1	-	5	0.49
C60	Penis	-	-	-	-	-	-	-	1	4	3	1	1	-	1	3	3	-	17	1.67
C61	Prostate	-	-	-	-	-	-	-	-	-	-	1	2	2	1	2	3	-	11	1.08
C62	Testis	1	-	-	-	-	1	-	1	-	-	1	-	-	-	-	-	-	4	0.39
C63	Other Male Genital	-	-	-	-	-	-	-	-	-	-	-	-	-	-	-	-	-	-	-
C64	Kidney etc.	1	-	-	-	-	-	-	-	-	-	-	1	2	2	-	-	-	6	0.59
C65	Renal Pelvis	-	-	-	-	-	-	-	-	-	-	-	-	-	-	-	-	-	-	-
C66	Ureter	-	-	-	-	-	-	-	-	-	-	-	-	-	-	-	-	-	-	-
C67	Bladder	-	-	-	-	-	-	1	-	-	-	2	5	2	2	7	5	-	24	2.36
C68	Uns.Urinary Organs	-	-	-	-	-	-	-	-	-	-	-	-	-	-	-	-	-	-	-
C69	Eye	-	-	-	-	-	-	-	-	-	-	-	-	-	-	-	-	-	-	-
C70-C72	Brain, NS	-	1	-	1	-	1	2	2	1	2	1	3	4	1	1	-	-	20	1.97
C73	Thyroid	-	-	-	-	2	1	2	2	3	3	-	2	1	2	-	1	-	19	1.87
C74	Adrenal Gland	-	-	-	-	-	-	-	-	-	-	-	-	-	-	-	-	-	-	-
C81	Hodgkins Disease	-	1	1	-	-	-	2	-	-	-	2	1	1	-	-	-	-	8	0.79
C82-C85,C96	NHL	-	2	-	1	-	2	5	4	4	3	5	4	6	4	1	6	-	47	4.63
C88	Malig Imn.Prol D	-	-	-	-	-	-	-	-	-	-	-	-	-	-	-	-	-	-	-
C90	Multiple Myeloma	-	-	-	-	-	-	-	1	-	-	-	-	1	1	-	1	-	4	0.39
C91	Lymphoid Leuk.	2	4	3	1	1	-	-	-	-	-	1	2	4	1	-	-	-	19	1.87
C92-C94	Myeloid Leukaemia	2	1	2	1	-	-	4	2	6	1	1	2	2	2	1	3	-	30	2.95
C95	Leukaemia Uns	-	-	-	-	-	-	-	-	-	-	-	-	-	-	-	-	-	-	-
O&U*	Other and Uns	-	-	1	1	-	1	2	-	3	9	5	6	10	9	7	12	-	66	6.50
	All Sites	8	9	9	9	10	18	35	44	60	81	109	104	161	105	112	142	-	1016	100.0

* O&U includes the Sites (ICD-10: C26, C39, C48, C75, C76, C77, C78, C79, C80, C97)

TABLE MRE-2(b): Number of Incident Cancers by Five Year Age Group and Site (ICD-10):2009-2010 - Females

% = Relative Proportion of Cancers of All Sites.

MANIPUR STATE - EXCL. IMPHAL WEST

ICD-10	Site	0-4	5-9	10-14	15-19	20-24	25-29	30-34	35-39	40-44	45-49	50-54	55-59	60-64	65-69	70-74	75+	Unkn	Total	%
C00	Lip	-	-	-	-	-	-	-	-	-	-	-	-	1	1	1	1	-	4	0.38
C01-C02	Tongue	-	-	-	-	-	-	-	-	3	1	1	3	2	1	1	-	-	12	1.13
C03-C06	Mouth	-	-	-	-	-	-	-	1	-	1	1	2	1	2	1	1	-	10	0.94
C07-C08	Salivary Gland	-	-	-	1	1	1	-	1	3	1	-	-	2	1	-	-	-	11	1.04
C09	Tonsil	-	-	-	-	-	-	-	-	-	-	-	-	-	1	-	-	-	1	0.09
C10	Oth. Oropharynx	-	-	-	-	-	-	-	-	-	-	-	-	-	-	1	-	-	1	0.09
C11	Nasopharynx	-	-	-	-	-	1	2	4	8	1	1	3	3	3	1	1	-	28	2.64
C12-C13	Hypopharynx	-	-	-	-	-	-	-	-	-	-	-	3	1	-	-	1	-	5	0.47
C14	Pharynx Unspecified	-	-	-	-	-	-	-	-	-	1	-	-	-	-	-	-	-	1	0.09
C15	Oesophagus	-	-	-	-	-	-	-	-	1	3	4	3	7	4	2	2	-	26	2.45
C16	Stomach	-	-	-	-	-	-	3	1	7	4	3	11	4	4	5	5	-	47	4.43
C17	Small Intestine	-	-	-	-	-	-	-	2	-	-	-	1	-	2	-	-	-	5	0.47
C18	Colon	-	-	-	-	-	-	2	1	1	1	5	1	5	2	2	2	-	22	2.08
C19-C20	Rectum	-	-	-	-	-	4	-	2	2	3	1	1	3	4	1	-	-	21	1.98
C21	Anus & Anal Canal	-	-	-	-	-	-	1	-	-	-	1	-	-	-	-	-	-	2	0.19
C22	Liver	-	-	-	-	-	1	-	1	1	-	5	3	4	2	4	1	-	22	2.08
C23-C24	Gallbladder etc.	-	-	-	-	-	2	1	1	3	3	9	4	5	1	6	4	-	39	3.68
C25	Pancreas	-	-	-	-	-	2	2	-	-	1	1	1	3	1	-	-	-	11	1.04
C30-C31	Nose, Sinuses etc.	-	-	-	-	-	-	-	-	-	-	-	-	1	1	-	-	-	2	0.19
C32	Larynx	-	-	-	-	-	-	-	-	1	-	1	2	4	-	1	1	-	10	0.94
C33-C34	Lung etc.	-	-	-	-	-	1	1	3	7	5	15	16	36	27	22	23	-	156	14.72
C37-C38	Other Thoracic Organs	-	-	-	-	1	-	-	-	-	-	-	-	-	-	-	1	-	2	0.19
C40-C41	Bone	-	1	-	1	4	3	1	2	-	2	-	1	1	1	-	-	-	17	1.60
C43	Melanoma of Skin	-	-	-	-	-	-	-	-	-	-	-	-	-	-	-	-	-	-	-
C44	Other Skin	-	-	-	1	1	1	1	2	1	2	2	4	4	6	3	10	-	38	3.58
C45	Mesothelioma	-	-	-	-	-	-	-	-	-	-	-	-	-	-	-	-	-	-	-
C46	Kaposi Sarcoma	-	-	-	-	-	-	-	-	-	-	-	-	-	-	-	-	-	-	-
C47+C49	Conn. & Soft Tissue	-	-	-	-	2	2	1	1	1	2	2	1	-	1	1	-	-	14	1.32
C50	Breast	-	-	-	-	2	2	8	14	22	19	24	14	8	5	3	2	-	123	11.60
C51	Vulva	-	-	-	-	-	-	-	-	-	1	3	2	1	1	-	2	-	10	0.94
C52	Vagina	-	-	-	-	-	-	-	-	1	-	1	-	2	-	1	1	-	6	0.57
C53	Cervix Uteri	-	-	-	-	-	1	6	14	13	14	13	17	17	8	3	5	-	111	10.47
C54	Corpus Uteri	-	-	-	-	1	-	-	-	-	3	2	2	-	2	1	-	-	11	1.04
C55	Uterus Unspecified	-	-	-	-	-	-	-	2	-	1	-	-	-	-	-	-	-	3	0.28
C56	Ovary etc.	1	1	-	-	1	6	6	10	11	8	7	5	1	3	1	1	-	62	5.85
C57	Other Female Genital	-	-	-	-	-	-	-	-	-	-	-	-	-	-	-	-	-	-	-
C58	Placenta	-	-	-	1	-	2	1	2	1	-	-	-	-	-	-	1	-	8	0.75
C64	Kidney etc.	1	-	-	-	-	-	-	-	-	-	-	1	2	1	1	-	-	6	0.57
C65	Renal Pelvis	-	-	-	-	-	-	-	-	-	-	-	-	-	-	-	-	-	-	-
C66	Ureter	-	-	-	-	-	-	-	-	-	1	-	-	-	-	-	-	-	1	0.09
C67	Bladder	-	-	-	-	-	-	-	-	-	1	-	2	-	1	1	1	-	6	0.57
C68	Uns.Urinary Organs	-	-	-	-	-	-	-	-	-	-	-	-	-	-	-	-	-	-	-
C69	Eye	-	-	-	-	1	-	-	1	-	-	-	-	-	-	-	-	-	2	0.19
C70-C72	Brain, NS	-	-	-	-	1	-	-	-	1	1	2	-	-	2	-	-	-	7	0.66
C73	Thyroid	-	-	-	2	4	11	8	7	6	5	10	4	9	4	2	3	-	75	7.08
C74	Adrenal Gland	-	-	-	-	-	-	-	-	-	-	-	-	-	-	-	-	-	-	-
C81	Hodgkins Disease	-	-	-	-	-	-	-	-	1	-	-	1	-	-	-	-	-	2	0.19
C82-C85,C96	NHL	1	-	2	1	2	2	-	3	6	3	1	4	3	1	6	-	-	35	3.30
C88	Malig Imn.Prof D	-	-	-	-	-	-	-	-	-	-	-	-	-	-	-	-	-	-	-
C90	Multiple Myeloma	-	-	-	-	-	-	-	-	1	-	2	-	3	1	-	-	-	7	0.66
C91	Lymphoid Leuk.	1	2	-	1	2	3	-	1	-	1	1	-	-	-	-	-	-	12	1.13
C92-C94	Myeloid Leukaemia	-	1	2	3	2	-	4	1	1	1	3	-	1	-	-	-	-	19	1.79
C95	Leukaemia Uns	-	-	-	-	-	-	-	-	-	-	-	-	-	-	-	-	-	-	-
O&U*	Other and Uns	-	1	-	3	-	-	3	2	4	7	6	3	9	3	4	2	-	47	4.43
	All Sites	4	6	4	14	25	45	51	79	107	97	127	115	143	97	75	71	-	1060	100.0

* O&U includes the Sites (ICD-10: C26, C39, C48, C75, C76, C77, C78, C79, C80, C97)

TABLE MRE-3(a): Average Annual Age Specific, Crude (CR), Age Adjusted (AAR) (with Standard Error (SE)) and Truncated (35-64 yrs) (TR) Incidence Rate per 100,000 population:2009-2010 - Males

MANIPUR STATE - EXCL. IMPHAL WEST

ICD-10	0-4	5-9	10-14	15-19	20-24	25-29	30-34	35-39	40-44	45-49	50-54	55-59	60-64	65-69	70-74	>75	CR	AAR	SE	TR
C00	-	-	-	-	-	-	-	-	-	-	1.3	-	-	-	-	-	0.06	0.06	0.2	
C01-C02	-	-	-	-	0.5	-	0.7	-	-	5.0	3.8	5.7	-	8.5	6.8	8.7	1.0	1.36	0.30	2.3
C03-C06	-	-	-	0.4	-	0.6	-	-	0.9	1.0	2.5	3.8	14.7	8.5	3.4	11.6	1.1	1.62	0.36	3.2
C07-C08	-	-	-	0.4	0.5	-	-	-	4.4	3.0	-	-	4.9	2.8	3.4	8.7	0.8	1.04	0.26	2.1
C09	0.6	-	-	-	-	-	-	-	-	-	2.5	-	2.5	-	-	2.9	0.2	0.35	0.16	0.7
C10	-	-	-	-	-	-	-	-	0.9	-	-	1.9	4.9	-	-	2.9	0.2	0.38	0.18	1.0
C11	-	-	-	-	-	-	2.0	3.6	7.9	12.0	11.3	20.8	19.7	8.5	20.3	11.6	3.4	4.61	0.57	11.6
C12-C13	-	-	-	-	-	-	-	0.7	-	3.0	3.8	5.7	7.4	2.8	10.1	11.6	1.0	1.45	0.32	3.0
C14	-	-	-	-	-	-	-	-	-	-	-	-	-	-	-	-	-	-	-	-
C15	-	-	-	-	-	-	0.7	0.7	0.9	8.0	7.6	18.9	27.0	14.2	13.5	8.7	2.4	3.70	0.54	9.0
C16	-	-	-	-	-	0.6	-	3.6	3.5	6.0	16.4	24.6	41.8	34.1	47.3	32.0	4.7	6.92	0.72	13.7
C17	-	-	-	-	-	-	-	-	-	1.0	-	-	-	-	-	-	-	0.06	0.06	0.2
C18	-	-	-	-	-	-	0.7	-	1.8	3.0	7.6	1.9	7.4	5.7	3.4	8.7	1.1	1.49	0.32	3.3
C19-C20	-	-	-	-	-	1.2	2.0	2.9	2.6	2.0	5.0	9.5	12.3	14.2	13.5	8.7	1.9	2.66	0.44	5.1
C21	-	-	-	-	-	0.6	-	-	-	2.0	-	-	-	-	-	-	0.1	0.17	0.10	0.4
C22	-	-	-	-	0.5	-	1.3	1.5	2.6	6.0	8.8	11.4	24.6	14.2	13.5	17.4	2.5	3.65	0.52	8.0
C23-C24	-	-	-	-	-	1.2	-	1.5	0.9	1.0	1.3	3.8	4.9	8.5	10.1	8.7	1.0	1.34	0.31	2.0
C25	-	-	-	-	-	-	-	-	-	-	1.3	-	7.4	-	3.4	2.9	0.3	0.48	0.20	1.2
C30-C31	-	-	-	-	-	-	-	0.7	-	1.0	3.8	-	4.9	-	-	-	0.3	0.49	0.19	1.6
C32	-	-	-	-	-	0.6	-	-	0.9	1.0	5.0	5.7	19.7	2.8	20.3	5.8	1.3	2.03	0.40	4.4
C33-C34	-	-	-	-	-	-	1.3	2.9	4.4	5.0	22.7	20.8	81.1	88.1	118.2	139.4	9.3	13.82	1.02	19.2
C37-C38	-	-	-	-	-	-	-	-	-	-	-	-	2.5	-	3.4	2.9	0.1	0.22	0.13	0.3
C40-C41	-	-	0.8	0.4	0.5	1.8	0.7	2.2	0.9	-	-	-	2.5	2.8	3.4	2.9	0.8	0.82	0.22	0.9
C43	-	-	-	-	-	-	-	-	-	-	-	-	-	-	-	-	-	-	-	-
C44	0.6	-	-	-	-	-	0.7	2.2	1.8	-	6.3	5.7	12.3	5.7	3.4	11.6	1.3	1.85	0.37	4.1
C45	-	-	-	-	-	-	-	-	-	-	-	-	-	-	-	-	-	-	-	-
C46	-	-	-	-	-	-	-	-	-	-	-	-	-	-	-	-	-	-	-	-
C47+C49	-	-	-	0.4	1.4	0.6	0.7	-	-	-	1.3	-	7.4	2.8	-	2.9	0.6	0.74	0.23	1.2
C50	-	-	-	-	-	-	0.7	-	-	-	-	1.9	-	-	6.8	2.9	0.2	0.31	0.14	0.2
C60	-	-	-	-	-	-	-	0.7	3.5	3.0	1.3	1.9	-	2.8	10.1	8.7	0.8	1.04	0.25	1.9
C61	-	-	-	-	-	-	-	-	-	-	1.3	3.8	4.9	2.8	6.8	8.7	0.5	0.81	0.25	1.3
C62	0.6	-	-	-	-	0.6	-	0.7	-	-	1.3	-	-	-	-	-	0.2	0.22	0.11	0.3
C63	-	-	-	-	-	-	-	-	-	-	-	-	-	-	-	-	-	-	-	-
C64	0.6	-	-	-	-	-	-	-	-	-	-	1.9	4.9	5.7	-	-	0.3	0.51	0.21	0.9
C65	-	-	-	-	-	-	-	-	-	-	-	-	-	-	-	-	-	-	-	-
C66	-	-	-	-	-	-	-	-	-	-	-	-	-	-	-	-	-	-	-	-
C67	-	-	-	-	-	-	0.7	-	-	-	2.5	9.5	4.9	5.7	23.6	14.5	1.2	1.67	0.35	2.3
C68	-	-	-	-	-	-	-	-	-	-	-	-	-	-	-	-	-	-	-	-
C69	-	-	-	-	-	-	-	-	-	-	-	-	-	-	-	-	-	-	-	-
C70-C72	-	0.4	-	0.4	-	0.6	1.3	1.5	0.9	2.0	1.3	5.7	9.8	2.8	3.4	-	1.0	1.30	0.31	3.0
C73	-	-	-	-	1.0	0.6	1.3	1.5	2.6	3.0	-	3.8	2.5	5.7	-	2.9	0.9	1.11	0.27	2.2
C74	-	-	-	-	-	-	-	-	-	-	-	-	-	-	-	-	-	-	-	-
C81	-	0.4	0.4	-	-	-	1.3	-	-	-	2.5	1.9	2.5	-	-	-	0.4	0.46	0.17	1.0
C82-C85,C96	-	0.9	-	0.4	-	1.2	3.3	2.9	3.5	3.0	6.3	7.6	14.7	11.4	3.4	17.4	2.3	2.95	0.45	5.7
C88	-	-	-	-	-	-	-	-	-	-	-	-	-	-	-	-	-	-	-	-
C90	-	-	-	-	-	-	-	0.7	-	-	-	-	2.5	2.8	-	2.9	0.2	0.29	0.15	0.5
C91	1.1	1.7	1.2	0.4	0.5	-	-	-	-	-	1.3	3.8	9.8	2.8	-	-	0.9	1.18	0.29	2.0
C92-C94	1.1	0.4	0.8	0.4	-	-	2.6	1.5	5.3	1.0	1.3	3.8	4.9	5.7	3.4	8.7	1.5	1.73	0.33	2.8
C95	-	-	-	-	-	-	-	-	-	-	-	-	-	-	-	-	-	-	-	-
O&U*	-	-	0.4	0.4	-	0.6	1.3	-	2.6	9.0	6.3	11.4	24.6	25.6	23.6	34.9	3.2	4.58	0.58	7.9
All	4.5	3.9	3.5	3.8	4.8	10.5	23.0	32.0	52.9	80.7	137.4	196.8	395.5	298.3	378.2	412.5	49.4	69.5	2.25	130.6

* O&U includes the Sites (ICD-10: C26, C39, C48, C75, C76, C77, C78, C79, C80, C97)

TABLE MRE-3(b): Average Annual Age Specific, Crude (CR), Age Adjusted (AAR) (with Standard Error (SE)) and Truncated (35-64 yrs) (TR) Incidence Rate per 100,000 population:2009-2010 - Females

MANIPUR STATE - EXCL. IMPHAL WEST

ICD-10	0-4	5-9	10-14	15-19	20-24	25-29	30-34	35-39	40-44	45-49	50-54	55-59	60-64	65-69	70-74	>75	CR	AAR	SE	TR	
C00	-	-	-	-	-	-	-	-	-	-	-	-	2.3	2.6	3.3	3.1	0.2	0.30	0.15	0.3	
C01-C02	-	-	-	-	-	-	-	-	2.6	1.0	1.4	6.0	4.6	2.6	3.3	-	0.6	0.85	0.25	2.3	
C03-C06	-	-	-	-	-	-	-	0.7	-	1.0	1.4	4.0	2.3	5.1	3.3	3.1	0.5	0.70	0.23	1.4	
C07-C08	-	-	-	0.4	0.5	0.6	-	0.7	2.6	1.0	-	-	4.6	2.6	-	-	0.5	0.64	0.20	1.4	
C09	-	-	-	-	-	-	-	-	-	-	-	-	-	2.6	-	-	-	0.08	0.08	-	
C10	-	-	-	-	-	-	-	-	-	-	-	-	-	-	3.3	-	-	0.07	0.07	-	
C11	-	-	-	-	-	0.6	1.4	2.8	6.9	1.0	1.4	6.0	6.9	7.7	3.3	3.1	1.4	1.71	0.34	4.0	
C12-C13	-	-	-	-	-	-	-	-	-	-	-	6.0	2.3	-	-	3.1	0.2	0.39	0.18	1.1	
C14	-	-	-	-	-	-	-	-	-	1.0	-	-	-	-	-	-	-	0.06	0.06	0.2	
C15	-	-	-	-	-	-	-	-	0.9	3.0	5.5	6.0	16.2	10.2	6.6	6.1	1.3	1.96	0.39	4.5	
C16	-	-	-	-	-	-	2.1	0.7	6.1	4.0	4.2	21.9	9.2	10.2	16.6	15.3	2.3	3.17	0.47	6.8	
C17	-	-	-	-	-	-	-	1.4	-	-	-	2.0	-	5.1	-	-	0.2	0.32	0.15	0.5	
C18	-	-	-	-	-	-	1.4	0.7	0.9	1.0	6.9	2.0	11.5	5.1	6.6	6.1	1.1	1.53	0.34	3.4	
C19-C20	-	-	-	-	-	2.2	-	1.4	1.7	3.0	1.4	2.0	6.9	10.2	3.3	-	1.0	1.34	0.30	2.6	
C21	-	-	-	-	-	-	0.7	-	-	-	1.4	-	-	-	-	-	0.1	0.11	0.08	0.2	
C22	-	-	-	-	-	0.6	-	0.7	0.9	-	6.9	6.0	9.2	5.1	13.3	3.1	1.1	1.57	0.34	3.4	
C23-C24	-	-	-	-	-	1.1	0.7	0.7	2.6	3.0	12.5	8.0	11.5	2.6	19.9	12.2	1.9	2.63	0.43	5.8	
C25	-	-	-	-	-	1.1	1.4	-	-	1.0	1.4	2.0	6.9	2.6	-	-	0.5	0.73	0.23	1.6	
C30-C31	-	-	-	-	-	-	-	-	-	-	-	-	2.3	2.6	-	-	0.1	0.17	0.12	0.3	
C32	-	-	-	-	-	-	-	-	0.9	-	1.4	4.0	9.2	-	3.3	3.1	0.5	0.78	0.25	2.1	
C33-C34	-	-	-	-	-	0.6	0.7	2.1	6.1	5.0	20.8	31.9	83.1	69.1	72.9	70.4	7.7	11.45	0.93	20.7	
C37-C38	-	-	-	-	0.5	-	-	-	-	-	-	-	-	-	-	3.1	0.1	0.10	0.07	-	
C40-C41	-	0.5	-	0.4	1.8	1.7	0.7	1.4	-	2.0	-	2.0	2.3	2.6	-	-	0.8	0.86	0.22	1.2	
C43	-	-	-	-	-	-	-	-	-	-	-	-	-	-	-	-	-	-	-	-	
C44	-	-	-	0.4	0.5	0.6	0.7	1.4	0.9	2.0	2.8	8.0	9.2	15.3	9.9	30.6	1.9	2.52	0.42	3.5	
C45	-	-	-	-	-	-	-	-	-	-	-	-	-	-	-	-	-	-	-	-	
C46	-	-	-	-	-	-	-	-	-	-	-	-	-	-	-	-	-	-	-	-	
C47+C49	-	-	-	-	0.9	1.1	0.7	0.7	0.9	2.0	2.8	2.0	-	2.6	3.3	-	0.7	0.78	0.22	1.4	
C50	-	-	-	-	0.9	1.1	5.5	9.7	19.1	19.2	33.3	27.9	18.5	12.8	9.9	6.1	6.0	7.59	0.70	20.6	
C51	-	-	-	-	-	-	-	-	-	1.0	4.2	4.0	2.3	2.6	-	6.1	0.5	0.72	0.23	1.7	
C52	-	-	-	-	-	-	-	-	0.9	-	1.4	-	4.6	-	3.3	3.1	0.3	0.43	0.18	1.0	
C53	-	-	-	-	-	0.6	4.1	9.7	11.3	14.1	18.0	33.9	39.2	20.5	9.9	15.3	5.5	7.34	0.72	19.1	
C54	-	-	-	-	0.5	-	-	-	-	3.0	2.8	4.0	-	5.1	3.3	-	0.5	0.74	0.23	1.5	
C55	-	-	-	-	-	-	-	1.4	-	1.0	-	-	-	-	-	-	0.1	0.14	0.08	0.5	
C56	0.6	0.5	-	-	0.5	3.3	4.1	6.9	9.5	8.1	9.7	10.0	2.3	7.7	3.3	3.1	3.0	3.47	0.45	7.9	
C57	-	-	-	-	-	-	-	-	-	-	-	-	-	-	-	-	-	-	-	-	
C58	-	-	-	0.4	-	1.1	0.7	1.4	0.9	-	-	-	-	-	-	3.1	0.4	0.36	0.13	0.4	
C64	0.6	-	-	-	-	-	-	-	-	-	-	-	2.0	4.6	2.6	3.3	-	0.3	0.48	0.20	0.9
C65	-	-	-	-	-	-	-	-	-	-	-	-	-	-	-	-	-	-	-	-	
C66	-	-	-	-	-	-	-	-	-	1.0	-	-	-	-	-	-	-	0.06	0.06	0.2	
C67	-	-	-	-	-	-	-	-	-	1.0	-	4.0	-	2.6	3.3	3.1	0.3	0.42	0.17	0.7	
C68	-	-	-	-	-	-	-	-	-	-	-	-	-	-	-	-	-	-	-	-	
C69	-	-	-	-	0.5	-	-	0.7	-	-	-	-	-	-	-	-	0.1	0.08	0.06	0.1	
C70-C72	-	-	-	-	0.5	-	-	-	0.9	1.0	2.8	-	-	5.1	-	-	0.3	0.44	0.17	0.8	
C73	-	-	-	0.9	1.8	6.1	5.5	4.8	5.2	5.0	13.9	8.0	20.8	10.2	6.6	9.2	3.7	4.41	0.53	8.9	
C74	-	-	-	-	-	-	-	-	-	-	-	-	-	-	-	-	-	-	-	-	
C81	-	-	-	-	-	-	-	-	0.9	-	-	2.0	-	-	-	-	0.1	0.13	0.10	0.4	
C82-C85,C96	0.6	-	0.8	0.4	0.9	1.1	-	2.1	5.2	3.0	1.4	8.0	6.9	2.6	19.9	-	1.7	2.10	0.37	4.1	
C88	-	-	-	-	-	-	-	-	-	-	-	-	-	-	-	-	-	-	-	-	
C90	-	-	-	-	-	-	-	-	0.9	-	2.8	-	6.9	2.6	-	-	0.3	0.54	0.21	1.5	
C91	0.6	0.9	-	0.4	0.9	1.7	-	0.7	-	1.0	1.4	-	-	-	-	-	0.6	0.58	0.17	0.6	
C92-C94	-	0.5	0.8	1.3	0.9	-	2.7	0.7	0.9	1.0	4.2	-	2.3	-	-	-	0.9	0.93	0.22	1.5	
C95	-	-	-	-	-	-	-	-	-	-	-	-	-	-	-	-	-	-	-	-	
O&U*	-	0.5	-	1.3	-	-	2.1	1.4	3.5	7.1	8.3	6.0	20.8	7.7	13.3	6.1	2.3	3.10	0.47	7.1	
All	2.4	2.7	1.6	6.1	11.5	24.8	34.9	54.7	92.8	97.9	176.0	229.3	329.9	248.1	248.7	217.4	52.0	68.9	2.18	148.0	

* O&U includes the Sites (ICD-10: C26, C39, C48, C75, C76, C77, C78, C79, C80, C97)

**TABLE MRE-4(a): Number (#) and Proportion (%) of Cancers by Site
(ICD-10) and Method of Diagnosis:2009-2010 - Males**

MANIPUR STATE - EXCL. IMPHAL WEST

ICD-10	Site	Clinical		Microscopic		X-Ray/Imaging		DCO		Others		Unknown		Total	
		#	%	#	%	#	%	#	%	#	%	#	%	#	%
C00	Lip	-	-	1	100.0	-	-	-	-	-	-	-	-	1	100.0
C01-C02	Tongue	-	-	19	90.5	1	4.8	-	-	1	4.8	-	-	21	100.0
C03-C06	Mouth	-	-	22	100.0	-	-	-	-	-	-	-	-	22	100.0
C07-C08	Salivary Gland	-	-	17	100.0	-	-	-	-	-	-	-	-	17	100.0
C09	Tonsil	-	-	5	100.0	-	-	-	-	-	-	-	-	5	100.0
C10	Oth. Oropharynx	-	-	5	100.0	-	-	-	-	-	-	-	-	5	100.0
C11	Nasopharynx	1	1.4	66	94.3	2	2.9	-	-	-	-	1	1.4	70	100.0
C12-C13	Hypopharynx	-	-	19	90.5	2	9.5	-	-	-	-	-	-	21	100.0
C14	Pharynx Unspecified	-	-	-	-	-	-	-	-	-	-	-	-	-	-
C15	Oesophagus	-	-	48	96.0	1	2.0	-	-	1	2.0	-	-	50	100.0
C16	Stomach	-	-	96	100.0	-	-	-	-	-	-	-	-	96	100.0
C17	Small Intestine	-	-	1	100.0	-	-	-	-	-	-	-	-	1	100.0
C18	Colon	-	-	22	100.0	-	-	-	-	-	-	-	-	22	100.0
C19-C20	Rectum	-	-	39	97.5	1	2.5	-	-	-	-	-	-	40	100.0
C21	Anus & Anal Canal	-	-	3	100.0	-	-	-	-	-	-	-	-	3	100.0
C22	Liver	-	-	45	86.5	3	5.8	1	1.9	3	5.8	-	-	52	100.0
C23-C24	Gallbladder etc.	-	-	19	95.0	-	-	-	-	1	5.0	-	-	20	100.0
C25	Pancreas	-	-	2	33.3	2	33.3	-	-	2	33.3	-	-	6	100.0
C30-C31	Nose, Sinuses etc.	-	-	7	100.0	-	-	-	-	-	-	-	-	7	100.0
C32	Larynx	-	-	26	96.3	1	3.7	-	-	-	-	-	-	27	100.0
C33-C34	Lung etc.	-	-	168	87.5	21	10.9	2	1.0	1	0.5	-	-	192	100.0
C37-C38	Other Thoracic Organs	-	-	3	100.0	-	-	-	-	-	-	-	-	3	100.0
C40-C41	Bone	-	-	14	87.5	1	6.3	-	-	1	6.3	-	-	16	100.0
C43	Melanoma of Skin	-	-	-	-	-	-	-	-	-	-	-	-	-	-
C44	Other Skin	-	-	27	100.0	-	-	-	-	-	-	-	-	27	100.0
C45	Mesothelioma	-	-	-	-	-	-	-	-	-	-	-	-	-	-
C46	Kaposi Sarcoma	-	-	-	-	-	-	-	-	-	-	-	-	-	-
C47+C49	Conn. & Soft Tissue	-	-	12	100.0	-	-	-	-	-	-	-	-	12	100.0
C50	Breast	-	-	5	100.0	-	-	-	-	-	-	-	-	5	100.0
C60	Penis	-	-	17	100.0	-	-	-	-	-	-	-	-	17	100.0
C61	Prostate	-	-	11	100.0	-	-	-	-	-	-	-	-	11	100.0
C62	Testis	-	-	4	100.0	-	-	-	-	-	-	-	-	4	100.0
C63	Other Male Genital	-	-	-	-	-	-	-	-	-	-	-	-	-	-
C64	Kidney etc.	-	-	5	83.3	1	16.7	-	-	-	-	-	-	6	100.0
C65	Renal Pelvis	-	-	-	-	-	-	-	-	-	-	-	-	-	-
C66	Ureter	-	-	-	-	-	-	-	-	-	-	-	-	-	-
C67	Bladder	-	-	23	95.8	-	-	-	-	1	4.2	-	-	24	100.0
C68	Uns. Urinary Organs	-	-	-	-	-	-	-	-	-	-	-	-	-	-
C69	Eye	-	-	-	-	-	-	-	-	-	-	-	-	-	-
C70-C72	Brain, Nervous System	-	-	15	75.0	4	20.0	-	-	1	5.0	-	-	20	100.0
C73	Thyroid	-	-	18	94.7	-	-	-	-	1	5.3	-	-	19	100.0
C74	Adrenal Gland	-	-	-	-	-	-	-	-	-	-	-	-	-	-
C81	Hodgkins Disease	-	-	7	87.5	1	12.5	-	-	-	-	-	-	8	100.0
C82-C85,C96	NHL	-	-	46	97.9	-	-	-	-	1	2.1	-	-	47	100.0
C88	Malignant Imm. Prol D	-	-	-	-	-	-	-	-	-	-	-	-	-	-
C90	Multiple Myeloma	-	-	4	100.0	-	-	-	-	-	-	-	-	4	100.0
C91	Lymphoid Leuk.	-	-	19	100.0	-	-	-	-	-	-	-	-	19	100.0
C92-C94	Myeloid Leukaemia	-	-	30	100.0	-	-	-	-	-	-	-	-	30	100.0
C95	Leukaemia Uns	-	-	-	-	-	-	-	-	-	-	-	-	-	-
O&U*	Other and Uns	1	1.5	61	92.4	1	1.5	-	-	2	3.0	1	1.5	66	100.0
	All Sites	2	0.2	951	93.6	42	4.1	3	0.3	16	1.6	2	0.2	1016	100.0

* O&U includes the Sites (ICD-10: C26, C39, C48, C75, C76, C77, C78, C79, C80, C97)

**TABLE MRE-4(b): Number (#) and Proportion (%) of Cancers by Site
(ICD-10) and Method of Diagnosis:2009-2010 - Females**

MANIPUR STATE - EXCL. IMPHAL WEST

ICD-10	Site	Clinical		Microscopic		X-Ray/Imaging		DCO		Others		Unknown		Total	
		#	%	#	%	#	%	#	%	#	%	#	%	#	%
C00	Lip	-	-	4	100.0	-	-	-	-	-	-	-	-	4	100.0
C01-C02	Tongue	-	-	11	91.7	-	-	-	-	-	-	1	8.3	12	100.0
C03-C06	Mouth	-	-	10	100.0	-	-	-	-	-	-	-	-	10	100.0
C07-C08	Salivary Gland	-	-	11	100.0	-	-	-	-	-	-	-	-	11	100.0
C09	Tonsil	1	100.0	-	-	-	-	-	-	-	-	-	-	1	100.0
C10	Oth. Oropharynx	-	-	1	100.0	-	-	-	-	-	-	-	-	1	100.0
C11	Nasopharynx	-	-	27	96.4	1	3.6	-	-	-	-	-	-	28	100.0
C12-C13	Hypopharynx	-	-	5	100.0	-	-	-	-	-	-	-	-	5	100.0
C14	Pharynx Unspecified	-	-	1	100.0	-	-	-	-	-	-	-	-	1	100.0
C15	Oesophagus	-	-	24	92.3	2	7.7	-	-	-	-	-	-	26	100.0
C16	Stomach	-	-	46	97.9	-	-	-	-	-	-	1	2.1	47	100.0
C17	Small Intestine	-	-	5	100.0	-	-	-	-	-	-	-	-	5	100.0
C18	Colon	-	-	21	95.5	-	-	-	-	1	4.5	-	-	22	100.0
C19-C20	Rectum	-	-	21	100.0	-	-	-	-	-	-	-	-	21	100.0
C21	Anus & Anal Canal	-	-	2	100.0	-	-	-	-	-	-	-	-	2	100.0
C22	Liver	-	-	19	86.4	2	9.1	-	-	1	4.5	-	-	22	100.0
C23-C24	Gallbladder etc.	-	-	33	84.6	4	10.3	2	5.1	-	-	-	-	39	100.0
C25	Pancreas	-	-	8	72.7	3	27.3	-	-	-	-	-	-	11	100.0
C30-C31	Nose, Sinuses etc.	-	-	2	100.0	-	-	-	-	-	-	-	-	2	100.0
C32	Larynx	-	-	9	90.0	1	10.0	-	-	-	-	-	-	10	100.0
C33-C34	Lung etc.	-	-	141	90.4	14	9.0	1	0.6	-	-	-	-	156	100.0
C37-C38	Other Thoracic Organs	-	-	2	100.0	-	-	-	-	-	-	-	-	2	100.0
C40-C41	Bone	-	-	17	100.0	-	-	-	-	-	-	-	-	17	100.0
C43	Melanoma of Skin	-	-	-	-	-	-	-	-	-	-	-	-	-	-
C44	Other Skin	-	-	38	100.0	-	-	-	-	-	-	-	-	38	100.0
C45	Mesothelioma	-	-	-	-	-	-	-	-	-	-	-	-	-	-
C46	Kaposi Sarcoma	-	-	-	-	-	-	-	-	-	-	-	-	-	-
C47+C49	Conn. & Soft Tissue	-	-	14	100.0	-	-	-	-	-	-	-	-	14	100.0
C50	Breast	-	-	122	99.2	-	-	1	0.8	-	-	-	-	123	100.0
C51	Vulva	-	-	10	100.0	-	-	-	-	-	-	-	-	10	100.0
C52	Vagina	-	-	6	100.0	-	-	-	-	-	-	-	-	6	100.0
C53	Cervix Uteri	-	-	109	98.2	1	0.9	1	0.9	-	-	-	-	111	100.0
C54	Corpus Uteri	-	-	10	90.9	-	-	-	-	-	-	1	9.1	11	100.0
C55	Uterus Unspecified	-	-	3	100.0	-	-	-	-	-	-	-	-	3	100.0
C56	Ovary etc.	-	-	57	91.9	4	6.5	-	-	1	1.6	-	-	62	100.0
C57	Other Female Genital	-	-	-	-	-	-	-	-	-	-	-	-	-	-
C58	Placenta	-	-	7	87.5	-	-	-	-	1	12.5	-	-	8	100.0
C64	Kidney etc.	-	-	6	100.0	-	-	-	-	-	-	-	-	6	100.0
C65	Renal Pelvis	-	-	-	-	-	-	-	-	-	-	-	-	-	-
C66	Ureter	-	-	1	100.0	-	-	-	-	-	-	-	-	1	100.0
C67	Bladder	-	-	6	100.0	-	-	-	-	-	-	-	-	6	100.0
C68	Uns.Urinary Organs	-	-	-	-	-	-	-	-	-	-	-	-	-	-
C69	Eye	-	-	2	100.0	-	-	-	-	-	-	-	-	2	100.0
C70-C72	Brain, Nervous System	-	-	3	42.9	2	28.6	-	-	1	14.3	1	14.3	7	100.0
C73	Thyroid	-	-	74	98.7	-	-	-	-	-	-	1	1.3	75	100.0
C74	Adrenal Gland	-	-	-	-	-	-	-	-	-	-	-	-	-	-
C81	Hodgkins Disease	-	-	2	100.0	-	-	-	-	-	-	-	-	2	100.0
C82-C85,C96	NHL	-	-	34	97.1	1	2.9	-	-	-	-	-	-	35	100.0
C88	Malig Imn.Prol D	-	-	-	-	-	-	-	-	-	-	-	-	-	-
C90	Multiple Myeloma	-	-	7	100.0	-	-	-	-	-	-	-	-	7	100.0
C91	Lymphoid Leuk.	-	-	12	100.0	-	-	-	-	-	-	-	-	12	100.0
C92-C94	Myeloid Leukaemia	-	-	19	100.0	-	-	-	-	-	-	-	-	19	100.0
C95	Leukaemia	Uns	-	-	-	-	-	-	-	-	-	-	-	-	-
O&U*	Other and Uns	-	-	45	95.7	1	2.1	-	-	1	2.1	-	-	47	100.0
	All Sites	1	0.1	1007	95.0	36	3.4	5	0.5	6	0.6	5	0.5	1060	100.0

* O&U includes the Sites (ICD-10: C26, C39, C48, C75, C76, C77, C78, C79, C80, C97)

TABLE MRE-5(a): Number (#) and Proportion (%) of Cancers by Site (ICD-10) and Detailed Microscopic Diagnosis:2009-2010 - Males

MANIPUR STATE - EXCL. IMPHAL WEST

ICD-10	Site	Pri. Hist		Sec. Hist		Cytology		Blood Film		Bone Marrow		Others		Total	
		#	%	#	%	#	%	#	%	#	%	#	%	#	%
C00	Lip	1	100.0	-	-	-	-	-	-	-	-	-	-	1	100.0
C01-C02	Tongue	16	76.2	-	-	3	14.3	-	-	-	-	2	9.5	21	100.0
C03-C06	Mouth	14	63.6	-	-	8	36.4	-	-	-	-	-	-	22	100.0
C07-C08	Salivary Gland	5	29.4	-	-	12	70.6	-	-	-	-	-	-	17	100.0
C09	Tonsil	2	40.0	-	-	3	60.0	-	-	-	-	-	-	5	100.0
C10	Oth. Oropharynx	3	60.0	1	20.0	1	20.0	-	-	-	-	-	-	5	100.0
C11	Nasopharynx	34	48.6	1	1.4	31	44.3	-	-	-	-	4	5.7	70	100.0
C12-C13	Hypopharynx	10	47.6	-	-	9	42.9	-	-	-	-	2	9.5	21	100.0
C14	Pharynx Unspecified	-	-	-	-	-	-	-	-	-	-	-	-	-	-
C15	Oesophagus	42	84.0	1	2.0	5	10.0	-	-	-	-	2	4.0	50	100.0
C16	Stomach	81	84.4	3	3.1	12	12.5	-	-	-	-	-	-	96	100.0
C17	Small Intestine	-	-	-	-	1	100.0	-	-	-	-	-	-	1	100.0
C18	Colon	22	100.0	-	-	-	-	-	-	-	-	-	-	22	100.0
C19-C20	Rectum	37	92.5	-	-	2	5.0	-	-	-	-	1	2.5	40	100.0
C21	Anus & Anal Canal	3	100.0	-	-	-	-	-	-	-	-	-	-	3	100.0
C22	Liver	3	5.8	-	-	42	80.8	-	-	-	-	7	13.5	52	100.0
C23-C24	Gallbladder etc.	13	65.0	-	-	6	30.0	-	-	-	-	1	5.0	20	100.0
C25	Pancreas	1	16.7	-	-	1	16.7	-	-	-	-	4	66.7	6	100.0
C30-C31	Nose, Sinuses etc.	7	100.0	-	-	-	-	-	-	-	-	-	-	7	100.0
C32	Larynx	22	81.5	1	3.7	3	11.1	-	-	-	-	1	3.7	27	100.0
C33-C34	Lung etc.	10	5.2	1	0.5	156	81.3	-	-	1	0.5	24	12.5	192	100.0
C37-C38	Other Thoracic Organs	1	33.3	-	-	2	66.7	-	-	-	-	-	-	3	100.0
C40-C41	Bone	11	68.8	-	-	3	18.8	-	-	-	-	2	12.5	16	100.0
C43	Melanoma of Skin	-	-	-	-	-	-	-	-	-	-	-	-	-	-
C44	Other Skin	20	74.1	-	-	7	25.9	-	-	-	-	-	-	27	100.0
C45	Mesothelioma	-	-	-	-	-	-	-	-	-	-	-	-	-	-
C46	Kaposi Sarcoma	-	-	-	-	-	-	-	-	-	-	-	-	-	-
C47+C49	Conn. & Soft Tissue	6	50.0	1	8.3	5	41.7	-	-	-	-	-	-	12	100.0
C50	Breast	1	20.0	-	-	4	80.0	-	-	-	-	-	-	5	100.0
C60	Penis	15	88.2	-	-	2	11.8	-	-	-	-	-	-	17	100.0
C61	Prostate	9	81.8	1	9.1	1	9.1	-	-	-	-	-	-	11	100.0
C62	Testis	3	75.0	-	-	1	25.0	-	-	-	-	-	-	4	100.0
C63	Other Male Genital	-	-	-	-	-	-	-	-	-	-	-	-	-	-
C64	Kidney etc.	1	16.7	-	-	4	66.7	-	-	-	-	1	16.7	6	100.0
C65	Renal Pelvis	-	-	-	-	-	-	-	-	-	-	-	-	-	-
C66	Ureter	-	-	-	-	-	-	-	-	-	-	-	-	-	-
C67	Bladder	23	95.8	-	-	-	-	-	-	-	-	1	4.2	24	100.0
C68	Uns. Urinary Organs	-	-	-	-	-	-	-	-	-	-	-	-	-	-
C69	Eye	-	-	-	-	-	-	-	-	-	-	-	-	-	-
C70-C72	Brain, Nervous System	12	60.0	-	-	3	15.0	-	-	-	-	5	25.0	20	100.0
C73	Thyroid	10	52.6	-	-	8	42.1	-	-	-	-	1	5.3	19	100.0
C74	Adrenal Gland	-	-	-	-	-	-	-	-	-	-	-	-	-	-
C81	Hodgkins Disease	2	25.0	-	-	5	62.5	-	-	-	-	1	12.5	8	100.0
C82-C85,C96	NHL	12	25.5	-	-	34	72.3	-	-	-	-	1	2.1	47	100.0
C88	Malig Imn.Prol D	-	-	-	-	-	-	-	-	-	-	-	-	-	-
C90	Multiple Myeloma	1	25.0	-	-	-	-	-	-	3	75.0	-	-	4	100.0
C91	Lymphoid Leuk.	-	-	-	-	-	-	-	-	19	100.0	-	-	19	100.0
C92-C94	Myeloid Leukaemia	-	-	-	-	-	-	-	-	30	100.0	-	-	30	100.0
C95	Leukaemia Uns	-	-	-	-	-	-	-	-	-	-	-	-	-	-
O&U*	Other and Uns	3	4.5	2	3.0	55	83.3	-	-	1	1.5	5	7.6	66	100.0
	All Sites	456	44.9	12	1.2	429	42.2	-	-	54	5.3	65	6.4	1016	100.0

* O&U includes the Sites (ICD-10: C26, C39, C48, C75, C76, C77, C78, C79, C80, C97)

TABLE MRE-5(b): Number (#) and Proportion (%) of Cancers by Site (ICD-10) and Detailed Microscopic Diagnosis:2009-2010 - Females

MANIPUR STATE - EXCL. IMPHAL WEST

ICD-10	Site	Pri. Hist		Sec. Hist		Cytology		Blood Film		Bone Marrow		Others		Total	
		#	%	#	%	#	%	#	%	#	%	#	%	#	%
C00	Lip	4	100.0	-	-	-	-	-	-	-	-	-	-	4	100.0
C01-C02	Tongue	9	75.0	-	-	2	16.7	-	-	-	-	1	8.3	12	100.0
C03-C06	Mouth	7	70.0	-	-	3	30.0	-	-	-	-	-	-	10	100.0
C07-C08	Salivary Gland	6	54.5	-	-	5	45.5	-	-	-	-	-	-	11	100.0
C09	Tonsil	-	-	-	-	-	-	-	-	-	-	1	100.0	1	100.0
C10	Oth. Oropharynx	1	100.0	-	-	-	-	-	-	-	-	-	-	1	100.0
C11	Nasopharynx	11	39.3	2	7.1	14	50.0	-	-	-	-	1	3.6	28	100.0
C12-C13	Hypopharynx	2	40.0	-	-	3	60.0	-	-	-	-	-	-	5	100.0
C14	Pharynx Unspecified	1	100.0	-	-	-	-	-	-	-	-	-	-	1	100.0
C15	Oesophagus	18	69.2	1	3.8	5	19.2	-	-	-	-	2	7.7	26	100.0
C16	Stomach	36	76.6	-	-	9	19.1	-	-	1	2.1	1	2.1	47	100.0
C17	Small Intestine	5	100.0	-	-	-	-	-	-	-	-	-	-	5	100.0
C18	Colon	17	77.3	-	-	4	18.2	-	-	-	-	1	4.5	22	100.0
C19-C20	Rectum	18	85.7	2	9.5	1	4.8	-	-	-	-	-	-	21	100.0
C21	Anus & Anal Canal	2	100.0	-	-	-	-	-	-	-	-	-	-	2	100.0
C22	Liver	1	4.5	-	-	18	81.8	-	-	-	-	3	13.6	22	100.0
C23-C24	Gallbladder etc.	20	51.3	-	-	13	33.3	-	-	-	-	6	15.4	39	100.0
C25	Pancreas	2	18.2	-	-	6	54.5	-	-	-	-	3	27.3	11	100.0
C30-C31	Nose, Sinuses etc.	2	100.0	-	-	-	-	-	-	-	-	-	-	2	100.0
C32	Larynx	8	80.0	-	-	1	10.0	-	-	-	-	1	10.0	10	100.0
C33-C34	Lung etc.	4	2.6	1	0.6	136	87.2	-	-	-	-	15	9.6	156	100.0
C37-C38	Other Thoracic Organs	1	50.0	-	-	1	50.0	-	-	-	-	-	-	2	100.0
C40-C41	Bone	8	47.1	-	-	9	52.9	-	-	-	-	-	-	17	100.0
C43	Melanoma of Skin	-	-	-	-	-	-	-	-	-	-	-	-	-	-
C44	Other Skin	30	78.9	-	-	8	21.1	-	-	-	-	-	-	38	100.0
C45	Mesothelioma	-	-	-	-	-	-	-	-	-	-	-	-	-	-
C46	Kaposi Sarcoma	-	-	-	-	-	-	-	-	-	-	-	-	-	-
C47+C49	Conn. & Soft Tissue	7	50.0	-	-	7	50.0	-	-	-	-	-	-	14	100.0
C50	Breast	64	52.0	-	-	58	47.2	-	-	-	-	1	0.8	123	100.0
C51	Vulva	8	80.0	-	-	2	20.0	-	-	-	-	-	-	10	100.0
C52	Vagina	5	83.3	-	-	1	16.7	-	-	-	-	-	-	6	100.0
C53	Cervix Uteri	100	90.1	-	-	9	8.1	-	-	-	-	2	1.8	111	100.0
C54	Corpus Uteri	9	81.8	-	-	1	9.1	-	-	-	-	1	9.1	11	100.0
C55	Uterus Unspecified	3	100.0	-	-	-	-	-	-	-	-	-	-	3	100.0
C56	Ovary etc.	31	50.0	4	6.5	22	35.5	-	-	-	-	5	8.1	62	100.0
C57	Other Female Genital	-	-	-	-	-	-	-	-	-	-	-	-	-	-
C58	Placenta	2	25.0	3	37.5	2	25.0	-	-	-	-	1	12.5	8	100.0
C64	Kidney etc.	3	50.0	1	16.7	2	33.3	-	-	-	-	-	-	6	100.0
C65	Renal Pelvis	-	-	-	-	-	-	-	-	-	-	-	-	-	-
C66	Ureter	1	100.0	-	-	-	-	-	-	-	-	-	-	1	100.0
C67	Bladder	5	83.3	-	-	1	16.7	-	-	-	-	-	-	6	100.0
C68	Uns. Urinary Organs	-	-	-	-	-	-	-	-	-	-	-	-	-	-
C69	Eye	2	100.0	-	-	-	-	-	-	-	-	-	-	2	100.0
C70-C72	Brain, Nervous System	2	28.6	-	-	1	14.3	-	-	-	-	4	57.1	7	100.0
C73	Thyroid	29	38.7	-	-	45	60.0	-	-	-	-	1	1.3	75	100.0
C74	Adrenal Gland	-	-	-	-	-	-	-	-	-	-	-	-	-	-
C81	Hodgkins Disease	-	-	-	-	2	100.0	-	-	-	-	-	-	2	100.0
C82-C85,C96	NHL	8	22.9	-	-	25	71.4	-	-	1	2.9	1	2.9	35	100.0
C88	Malg Imn.Prol D	-	-	-	-	-	-	-	-	-	-	-	-	-	-
C90	Multiple Myeloma	-	-	-	-	-	-	-	-	7	100.0	-	-	7	100.0
C91	Lymphoid Leuk.	-	-	-	-	-	-	-	-	12	100.0	-	-	12	100.0
C92-C94	Myeloid Leukaemia	-	-	-	-	-	-	1	5.3	18	94.7	-	-	19	100.0
C95	Leukaemia Uns	-	-	-	-	-	-	-	-	-	-	-	-	-	-
O&U*	Other and Uns	4	8.5	2	4.3	38	80.9	-	-	1	2.1	2	4.3	47	100.0
	All Sites	496	46.8	16	1.5	454	42.8	1	0.1	40	3.8	53	5.0	1060	100.0

* O&U includes the Sites (ICD-10: C26, C39, C48, C75, C76, C77, C78, C79, C80, C97)

TABLE MRE-6(a): Number of Cancer Deaths by Five Year Age Group and Site (ICD-10):2009-2010 – Males

%= Relative Proportion of Cancers of All Sites.

MANIPUR STATE - EXCL. IMPHAL WEST

ICD-10	Site	0-4	5-9	10-14	15-19	20-24	25-29	30-34	35-39	40-44	45-49	50-54	55-59	60-64	65-69	70-74	75+	Unkn	Total	%
C00	Lip	-	-	-	-	-	-	-	-	-	-	1	-	-	-	-	-	-	1	0.51
C01-C02	Tongue	-	-	-	-	-	-	-	-	-	1	-	-	-	-	-	-	-	1	0.51
C03-C06	Mouth	-	-	-	1	-	-	-	-	-	-	-	-	1	-	-	1	-	3	1.52
C07-C08	Salivary Gland	-	-	-	-	-	-	-	-	-	-	-	-	-	-	-	-	-	-	-
C09	Tonsil	-	-	-	-	-	-	-	-	-	-	-	-	-	-	-	-	-	-	-
C10	Oth. Oropharynx	-	-	-	-	-	-	-	-	-	-	-	-	1	-	-	-	-	1	0.51
C11	Nasopharynx	-	-	-	-	-	-	-	-	1	-	-	-	-	1	1	1	-	4	2.03
C12-C13	Hypopharynx	-	-	-	-	-	-	-	-	-	-	1	-	-	-	-	1	-	2	1.02
C14	Pharynx Unspecified	-	-	-	-	-	-	-	-	-	-	-	-	-	-	-	-	-	-	-
C15	Oesophagus	-	-	-	-	-	-	-	-	-	-	1	2	1	1	-	1	-	6	3.05
C16	Stomach	-	-	-	-	-	2	-	-	2	3	1	6	4	2	6	1	-	27	13.71
C17	Small Intestine	-	-	-	-	-	-	-	-	-	-	-	-	-	-	-	-	-	-	-
C18	Colon	-	-	-	-	-	-	-	-	-	1	3	-	1	1	-	-	-	6	3.05
C19-C20	Rectum	-	-	-	-	-	-	1	2	-	1	-	1	-	-	-	-	-	5	2.54
C21	Anus & Anal Canal	-	-	-	-	-	-	-	-	-	-	-	-	-	-	-	-	-	-	-
C22	Liver	-	1	-	-	-	-	2	2	1	-	4	3	1	2	2	2	-	20	10.15
C23-C24	Gallbladder etc.	-	-	-	-	-	-	-	1	-	1	-	-	-	-	1	-	-	3	1.52
C25	Pancreas	-	-	-	-	-	-	1	-	-	-	-	-	1	-	1	1	-	4	2.03
C30-C31	Nose, Sinuses etc.	-	-	-	-	-	-	-	-	-	-	-	-	-	-	-	-	-	-	-
C32	Larynx	-	-	-	-	-	-	-	-	-	-	1	1	1	-	-	-	-	3	1.52
C33-C34	Lung etc.	-	-	-	-	-	-	1	-	-	1	3	7	16	15	9	21	-	73	37.06
C37-C38	Other Thoracic Organs	-	-	-	-	-	-	-	-	-	-	-	-	-	-	-	-	-	-	-
C40-C41	Bone	-	-	-	-	-	-	-	-	-	-	-	-	-	-	-	-	-	-	-
C43	Melanoma of Skin	-	-	-	-	-	-	-	-	-	-	-	-	-	-	-	-	-	-	-
C44	Other Skin	-	-	-	-	-	-	-	-	-	-	-	-	-	-	-	-	-	-	-
C45	Mesothelioma	-	-	-	-	-	-	-	-	-	-	-	-	-	-	-	-	-	-	-
C46	Kaposi Sarcoma	-	-	-	-	-	-	-	-	-	-	-	-	-	-	-	-	-	-	-
C47 + C49	Conn. & Soft Tissue	-	-	-	-	-	-	-	-	-	-	-	-	-	-	-	-	-	-	-
C50	Breast	-	-	-	-	-	-	-	-	-	-	-	-	-	-	-	-	-	-	-
C60	Penis	-	-	-	-	-	-	-	-	-	-	-	-	-	-	2	2	-	4	2.03
C61	Prostate	-	-	-	-	-	-	-	-	-	-	-	-	-	-	-	-	-	-	-
C62	Testis	-	-	-	-	-	-	-	-	-	-	-	-	-	-	-	-	-	-	-
C63	Other Male Genital	-	-	-	-	-	-	-	-	-	-	-	-	-	-	-	-	-	-	-
C64	Kidney etc.	-	-	-	-	-	-	-	-	-	-	-	1	2	-	-	-	-	3	1.52
C65	Renal Pelvis	-	-	-	-	-	-	-	-	-	-	-	-	-	-	-	-	-	-	-
C66	Ureter	-	-	-	-	-	-	-	-	-	-	-	-	-	-	-	-	-	-	-
C67	Bladder	-	-	-	-	-	-	-	-	-	-	-	-	1	-	2	1	-	4	2.03
C68	Uns. Urinary Organs	-	-	-	-	-	-	-	-	-	-	-	-	-	-	-	-	-	-	-
C69	Eye	-	-	-	-	-	-	-	-	-	-	-	-	-	-	-	-	-	-	-
C70-C72	Brain, Nervous System	-	-	-	1	-	-	-	-	1	-	1	1	1	-	-	-	-	5	2.54
C73	Thyroid	-	-	-	-	-	-	-	-	-	-	-	-	-	1	-	-	-	1	0.51
C74	Adrenal Gland	-	-	-	-	-	-	-	-	-	-	-	-	-	-	-	-	-	-	-
C81	Hodgkins Disease	-	-	-	-	-	-	-	-	-	-	-	-	1	-	-	-	-	1	0.51
C82-C85,C96	NHL	-	-	-	-	-	1	-	1	-	-	-	1	3	-	-	-	-	6	3.05
C88	Malignant Imm. Prol D	-	-	-	-	-	-	-	-	-	-	-	-	-	-	-	-	-	-	-
C90	Multiple Myeloma	-	-	-	-	-	-	-	-	-	-	-	-	-	1	-	-	-	1	0.51
C91	Lymphoid Leuk.	-	3	1	-	-	-	-	-	-	-	-	-	-	1	-	-	-	5	2.54
C92-C94	Myeloid Leukaemia	-	-	-	-	-	-	1	-	1	-	2	-	-	-	-	-	-	4	2.03
C95	Leukaemia Uns	-	-	-	-	-	-	-	-	-	-	-	-	-	-	-	-	-	-	-
O&U*	Other and Uns	-	-	-	-	-	-	1	-	-	2	-	-	-	1	-	-	-	4	2.03
	All Sites	-	4	1	2	-	3	7	6	6	10	18	23	35	26	24	32	-	197	100.00

* O&U includes the Sites (ICD-10: C26, C39, C48, C75, C76, C77, C78, C79, C80, C97)

TABLE MRE-6(b): Number of Cancer Deaths by Five Year Age Group and Site (ICD-10):2009-2010 – Females

%= Relative Proportion of Cancers of All Sites.

MANIPUR STATE - EXCL. IMPHAL WEST

ICD-10	Site	0-4	5-9	10-14	15-19	20-24	25-29	30-34	35-39	40-44	45-49	50-54	55-59	60-64	65-69	70-74	75+	Unkn	Total	%
C00	Lip	-	-	-	-	-	-	-	-	-	-	-	-	-	-	-	-	-	-	-
C01-C02	Tongue	-	-	-	-	-	-	-	-	-	-	-	-	-	1	-	-	-	1	0.79
C03-C06	Mouth	-	-	-	-	-	-	-	-	-	-	-	-	-	-	-	-	-	-	-
C07-C08	Salivary Gland	-	-	-	-	-	-	-	-	-	-	-	-	-	-	-	-	-	-	-
C09	Tonsil	-	-	-	-	-	-	-	-	-	-	-	-	-	-	-	-	-	-	-
C10	Oth. Oropharynx	-	-	-	-	-	-	-	-	-	-	-	-	-	-	-	-	-	-	-
C11	Nasopharynx	-	-	-	-	-	-	-	-	-	-	-	-	-	-	-	-	-	-	-
C12-C13	Hypopharynx	-	-	-	-	-	-	-	-	-	-	-	-	-	-	-	-	-	-	-
C14	Pharynx Unspecified	-	-	-	-	-	-	-	-	-	-	-	-	-	-	-	-	-	-	-
C15	Oesophagus	-	-	-	-	-	-	-	-	-	-	-	-	-	-	-	-	-	-	-
C16	Stomach	-	-	-	-	-	-	1	-	2	1	-	1	1	1	1	-	-	8	6.35
C17	Small Intestine	-	-	-	-	-	-	-	-	-	-	-	-	-	-	-	-	-	-	-
C18	Colon	-	-	-	-	-	-	1	-	-	-	2	2	-	-	-	-	-	5	3.97
C19-C20	Rectum	-	-	-	-	-	-	-	-	1	1	2	1	1	-	-	-	-	6	4.76
C21	Anus & Anal Canal	-	-	-	-	-	-	-	-	-	-	-	-	-	-	-	-	-	-	-
C22	Liver	-	-	-	-	-	-	-	-	1	-	3	1	-	-	1	-	-	6	4.76
C23-C24	Gallbladder etc.	-	-	-	-	-	1	1	-	-	-	1	1	3	-	2	1	-	10	7.94
C25	Pancreas	-	-	-	-	-	-	-	-	-	-	-	-	2	-	-	-	-	2	1.59
C30-C31	Nose, Sinuses etc.	-	-	-	-	-	-	-	-	-	-	-	-	-	-	-	-	-	-	-
C32	Larynx	-	-	-	-	-	-	-	-	-	-	-	1	-	-	-	-	-	1	0.79
C33-C34	Lung etc.	-	-	-	-	-	-	-	1	-	1	4	6	16	6	4	8	-	46	36.51
C37-C38	Other Thoracic Organs	-	-	-	-	-	-	-	-	-	-	-	-	-	-	-	-	-	-	-
C40-C41	Bone	-	-	-	-	-	-	-	-	-	-	-	-	-	-	-	-	-	-	-
C43	Melanoma of Skin	-	-	-	-	-	-	-	-	-	-	-	-	-	-	-	-	-	-	-
C44	Other Skin	-	-	-	-	-	-	-	-	-	-	-	-	-	-	-	1	-	1	0.79
C45	Mesothelioma	-	-	-	-	-	-	-	-	-	-	-	-	-	-	-	-	-	-	-
C46	Kaposi Sarcoma	-	-	-	-	-	-	-	-	-	-	-	-	-	-	-	-	-	-	-
C47+C49	Conn. & Soft Tissue	-	-	-	-	-	1	-	-	-	-	-	-	-	-	-	-	-	1	0.79
C50	Breast	-	-	-	-	1	-	1	-	2	1	3	1	1	1	-	-	-	11	8.73
C51	Vulva	-	-	-	-	-	-	-	-	-	1	-	-	-	-	-	-	-	1	0.79
C52	Vagina	-	-	-	-	-	-	-	-	1	-	1	-	-	-	-	-	-	2	1.59
C53	Cervix Uteri	-	-	-	-	-	-	-	-	1	1	-	1	3	-	-	1	-	7	5.56
C54	Corpus Uteri	-	-	-	-	-	-	-	-	-	-	1	-	-	-	-	-	-	1	0.79
C55	Uterus Unspecified	-	-	-	-	-	-	-	-	-	-	-	-	-	-	-	-	-	-	-
C56	Ovary etc.	-	-	-	-	-	-	-	1	-	-	1	-	-	-	-	-	-	2	1.59
C57	Other Female Genital	-	-	-	-	-	-	-	-	-	-	-	-	-	-	-	-	-	-	-
C58	Placenta	-	-	-	-	-	-	-	-	-	-	-	-	-	-	-	-	-	-	-
C64	Kidney etc.	-	-	-	-	-	-	-	-	-	-	-	-	1	-	-	-	-	1	0.79
C65	Renal Pelvis	-	-	-	-	-	-	-	-	-	-	-	-	-	-	-	-	-	-	-
C66	Ureter	-	-	-	-	-	-	-	-	-	-	-	-	-	-	-	-	-	-	-
C67	Bladder	-	-	-	-	-	-	-	-	-	-	-	-	-	-	-	-	-	-	-
C68	Uns.Urinary Organs	-	-	-	-	-	-	-	-	-	-	-	-	-	-	-	-	-	-	-
C69	Eye	-	-	-	-	-	-	-	-	-	-	-	-	-	-	-	-	-	-	-
C70-C72	Brain, NS	-	-	-	-	-	-	-	-	-	1	-	-	-	-	-	-	-	1	0.79
C73	Thyroid	-	-	-	-	-	-	-	-	-	-	-	-	-	-	-	1	-	1	0.79
C74	Adrenal Gland	-	-	-	-	-	-	-	-	-	-	-	-	-	-	-	-	-	-	-
C81	Hodgkins Disease	-	-	-	-	-	-	-	-	-	-	-	-	-	-	-	-	-	-	-
C82-C85,C96	NHL	-	-	-	-	-	-	-	-	-	-	-	-	1	-	2	-	-	3	2.38
C88	Malig Imn.Prol D	-	-	-	-	-	-	-	-	-	-	-	-	-	-	-	-	-	-	-
C90	Multiple Myeloma	-	-	-	-	-	-	-	-	-	-	-	-	-	-	-	-	-	-	-
C91	Lymphoid Leuk.	-	-	-	-	-	-	-	-	-	-	-	-	-	-	-	-	-	-	-
C92-C94	Myeloid Leukaemia	-	-	1	-	1	-	-	-	-	-	1	-	-	-	-	-	-	3	2.38
C95	Leukaemia Uns	-	-	-	-	-	-	-	-	-	-	-	-	-	-	-	-	-	-	-
O&U*	Other and Uns	-	-	-	-	-	-	1	-	1	1	1	-	1	1	-	-	-	6	4.76
	All Sites	-	-	1	-	2	2	5	2	9	8	20	15	30	10	10	12	-	126	100.00

* O&U includes the Sites (ICD-10: C26, C39, C48, C75, C76, C77, C78, C79, C80, C97)

TABLE MRE-7(a): Average Annual Age Specific, Crude (CR), Age Adjusted (AAR) (with Standard Error (SE)) and Truncated (35-64 Yrs) (TR) Mortality Rate per 100,000 population:2009-2010 - Males

MANIPUR STATE - EXCL. IMPHAL WEST

ICD-10	0-4	5-9	10-14	15-19	20-24	25-29	30-34	35-39	40-44	45-49	50-54	55-59	60-64	65-69	70-74	>75	CR	AAR	SE	TR
C00	-	-	-	-	-	-	-	-	-	-	1.3	-	-	-	-	-	0.1	0.06	0.2	
C01-C02	-	-	-	-	-	-	-	-	-	1.0	-	-	-	-	-	-	0.1	0.06	0.2	
C03-C06	-	-	-	0.4	-	-	-	-	-	-	-	-	2.5	-	-	2.9	0.1	0.2	0.12	0.3
C07-C08	-	-	-	-	-	-	-	-	-	-	-	-	-	-	-	-	-	-	-	-
C09	-	-	-	-	-	-	-	-	-	-	-	-	-	-	-	-	-	-	-	-
C10	-	-	-	-	-	-	-	-	-	-	-	-	2.5	-	-	-	0.1	0.10	0.3	
C11	-	-	-	-	-	-	-	-	0.9	-	-	-	-	2.8	3.4	2.9	0.2	0.3	0.13	0.2
C12-C13	-	-	-	-	-	-	-	-	-	-	1.3	-	-	-	-	2.9	0.1	0.1	0.09	0.2
C14	-	-	-	-	-	-	-	-	-	-	-	-	-	-	-	-	-	-	-	-
C15	-	-	-	-	-	-	-	-	-	-	1.3	3.8	2.5	2.8	-	2.9	0.3	0.5	0.19	1.0
C16	-	-	-	-	-	1.2	-	-	1.8	3.0	1.3	11.4	9.8	5.7	20.3	2.9	1.3	1.9	0.38	3.9
C17	-	-	-	-	-	-	-	-	-	-	-	-	-	-	-	-	-	-	-	-
C18	-	-	-	-	-	-	-	-	-	1.0	3.8	-	2.5	2.8	-	-	0.3	0.4	0.18	1.1
C19-C20	-	-	-	-	-	-	0.7	1.5	-	1.0	-	1.9	-	-	-	-	0.2	0.3	0.12	0.7
C21	-	-	-	-	-	-	-	-	-	-	-	-	-	-	-	-	-	-	-	-
C22	-	0.4	-	-	-	-	1.3	1.5	0.9	-	5.0	5.7	2.5	5.7	6.8	5.8	1.0	1.3	0.29	2.3
C23-C24	-	-	-	-	-	-	-	0.7	-	1.0	-	-	-	-	3.4	-	0.1	0.2	0.10	0.3
C25	-	-	-	-	-	-	0.7	-	-	-	-	-	2.5	-	3.4	2.9	0.2	0.3	0.14	0.3
C30-C31	-	-	-	-	-	-	-	-	-	-	-	-	-	-	-	-	-	-	-	-
C32	-	-	-	-	-	-	-	-	-	-	1.3	1.9	2.5	-	-	-	0.1	0.2	0.14	0.8
C33-C34	-	-	-	-	-	-	0.7	-	-	1.0	3.8	13.2	39.3	42.6	30.4	61.0	3.5	5.5	0.66	7.6
C37-C38	-	-	-	-	-	-	-	-	-	-	-	-	-	-	-	-	-	-	-	-
C40-C41	-	-	-	-	-	-	-	-	-	-	-	-	-	-	-	-	-	-	-	-
C43	-	-	-	-	-	-	-	-	-	-	-	-	-	-	-	-	-	-	-	-
C44	-	-	-	-	-	-	-	-	-	-	-	-	-	-	-	-	-	-	-	-
C45	-	-	-	-	-	-	-	-	-	-	-	-	-	-	-	-	-	-	-	-
C46	-	-	-	-	-	-	-	-	-	-	-	-	-	-	-	-	-	-	-	-
C47+C49	-	-	-	-	-	-	-	-	-	-	-	-	-	-	-	-	-	-	-	-
C50	-	-	-	-	-	-	-	-	-	-	-	-	-	-	-	-	-	-	-	-
C60	-	-	-	-	-	-	-	-	-	-	-	-	-	-	6.8	5.8	0.2	0.3	0.13	-
C61	-	-	-	-	-	-	-	-	-	-	-	-	-	-	-	-	-	-	-	-
C62	-	-	-	-	-	-	-	-	-	-	-	-	-	-	-	-	-	-	-	-
C63	-	-	-	-	-	-	-	-	-	-	-	-	-	-	-	-	-	-	-	-
C64	-	-	-	-	-	-	-	-	-	-	-	1.9	4.9	-	-	-	0.1	0.3	0.16	0.9
C65	-	-	-	-	-	-	-	-	-	-	-	-	-	-	-	-	-	-	-	-
C66	-	-	-	-	-	-	-	-	-	-	-	-	-	-	-	-	-	-	-	-
C67	-	-	-	-	-	-	-	-	-	-	-	-	2.5	-	6.8	2.9	0.2	0.3	0.15	0.3
C68	-	-	-	-	-	-	-	-	-	-	-	-	-	-	-	-	-	-	-	-
C69	-	-	-	-	-	-	-	-	-	-	-	-	-	-	-	-	-	-	-	-
C70-C72	-	-	-	0.4	-	-	-	-	0.9	-	1.3	1.9	2.5	-	-	-	0.2	0.3	0.15	0.9
C73	-	-	-	-	-	-	-	-	-	-	-	-	-	2.8	-	-	0.1	0.09	-	-
C74	-	-	-	-	-	-	-	-	-	-	-	-	-	-	-	-	-	-	-	-
C81	-	-	-	-	-	-	-	-	-	-	-	-	2.5	-	-	-	0.1	0.10	0.3	-
C82-C85,C96	-	-	-	-	-	0.6	-	0.7	-	-	-	1.9	7.4	-	-	-	0.3	0.5	0.20	1.3
C88	-	-	-	-	-	-	-	-	-	-	-	-	-	-	-	-	-	-	-	-
C90	-	-	-	-	-	-	-	-	-	-	-	-	-	2.8	-	-	0.1	0.09	-	-
C91	-	1.3	0.4	-	-	-	-	-	-	-	-	-	-	2.8	-	-	0.2	0.2	0.12	-
C92-C94	-	-	-	-	-	-	0.7	-	0.9	-	2.5	-	-	-	-	-	0.2	0.2	0.11	0.6
C95	-	-	-	-	-	-	-	-	-	-	-	-	-	-	-	-	-	-	-	-
O&U*	-	-	-	-	-	-	0.7	-	-	2.0	-	-	-	2.8	-	-	0.2	0.2	0.13	0.4
All	-	1.7	0.4	0.9	-	1.8	4.6	4.4	5.3	10.0	22.7	43.5	86.0	73.9	81.0	93.0	9.6	13.9	1.02	24.2

* O&U includes the Sites (ICD-10: C26, C39, C48, C75, C76, C77, C78, C79, C80, C97)

TABLE MRE-7(b): Average Annual Age Specific, Crude (CR), Age Adjusted (AAR) (with Standard Error (SE)) and Truncated (35-64 Yrs) (TR) Mortality Rate per 100,000 population:2009-2010 - Females

MANIPUR STATE - EXCL. IMPHAL WEST

ICD-10	0-4	5-9	10-14	15-19	20-24	25-29	30-34	35-39	40-44	45-49	50-54	55-59	60-64	65-69	70-74	>75	CR	AAR	SE	TR
C00	-	-	-	-	-	-	-	-	-	-	-	-	-	-	-	-	-	-	-	-
C01-C02	-	-	-	-	-	-	-	-	-	-	-	-	-	9.5	-	-	-	0.3	0.29	-
C03-C06	-	-	-	-	-	-	-	-	-	-	-	-	-	-	-	-	-	-	-	-
C07-C08	-	-	-	-	-	-	-	-	-	-	-	-	-	-	-	-	-	-	-	-
C09	-	-	-	-	-	-	-	-	-	-	-	-	-	-	-	-	-	-	-	-
C10	-	-	-	-	-	-	-	-	-	-	-	-	-	-	-	-	-	-	-	-
C11	-	-	-	-	-	-	-	-	-	-	-	-	-	-	-	-	-	-	-	-
C12-C13	-	-	-	-	-	-	-	-	-	-	-	-	-	-	-	-	-	-	-	-
C14	-	-	-	-	-	-	-	-	-	-	-	-	-	-	-	-	-	-	-	-
C15	-	-	-	-	-	-	-	-	-	-	-	-	-	-	-	-	-	-	-	-
C16	-	-	-	-	-	-	2.2	-	5.9	3.5	-	7.3	7.8	9.5	10.6	-	0.4	1.8	0.66	3.8
C17	-	-	-	-	-	-	-	-	-	-	-	-	-	-	-	-	-	-	-	-
C18	-	-	-	-	-	-	2.2	-	-	-	8.8	14.5	-	-	-	-	0.2	1.2	0.53	3.3
C19-C20	-	-	-	-	-	-	-	-	2.9	3.5	8.8	7.3	7.8	-	-	-	0.3	1.4	0.60	4.6
C21	-	-	-	-	-	-	-	-	-	-	-	-	-	-	-	-	-	-	-	-
C22	-	-	-	-	-	-	-	-	2.9	-	13.2	7.3	-	-	10.6	-	0.3	1.3	0.55	3.6
C23-C24	-	-	-	-	-	1.9	2.2	-	-	-	4.4	7.3	23.5	-	21.2	8.4	0.5	2.3	0.77	4.7
C25	-	-	-	-	-	-	-	-	-	-	-	-	15.6	-	-	-	0.1	0.6	0.44	2.0
C30-C31	-	-	-	-	-	-	-	-	-	-	-	-	-	-	-	-	-	-	-	-
C32	-	-	-	-	-	-	-	-	-	-	-	7.3	-	-	-	-	-	0.3	0.29	0.9
C33-C34	-	-	-	-	-	-	-	2.5	-	3.5	17.6	43.6	125.1	57.2	42.5	66.9	2.3	11.9	1.80	25.8
C37-C38	-	-	-	-	-	-	-	-	-	-	-	-	-	-	-	-	-	-	-	-
C40-C41	-	-	-	-	-	-	-	-	-	-	-	-	-	-	-	-	-	-	-	-
C43	-	-	-	-	-	-	-	-	-	-	-	-	-	-	-	-	-	-	-	-
C44	-	-	-	-	-	-	-	-	-	-	-	-	-	-	-	8.4	-	0.2	0.17	-
C45	-	-	-	-	-	-	-	-	-	-	-	-	-	-	-	-	-	-	-	-
C46	-	-	-	-	-	-	-	-	-	-	-	-	-	-	-	-	-	-	-	-
C47+C49	-	-	-	-	-	1.9	-	-	-	-	-	-	-	-	-	-	-	0.2	0.15	-
C50	-	-	-	-	1.7	-	2.2	-	5.9	3.5	13.2	7.3	7.8	9.5	-	-	0.5	2.4	0.74	5.9
C51	-	-	-	-	-	-	-	-	-	3.5	-	-	-	-	-	-	-	0.2	0.21	0.7
C52	-	-	-	-	-	-	-	-	2.9	-	4.4	-	-	-	-	-	0.1	0.4	0.28	1.3
C53	-	-	-	-	-	-	-	-	2.9	3.5	-	7.3	23.5	-	-	8.4	0.3	1.8	0.69	5.2
C54	-	-	-	-	-	-	-	-	-	-	4.4	-	-	-	-	-	-	0.2	0.22	0.7
C55	-	-	-	-	-	-	-	-	-	-	-	-	-	-	-	-	-	-	-	-
C56	-	-	-	-	-	-	-	2.5	-	-	4.4	-	-	-	-	-	0.1	0.4	0.27	1.2
C57	-	-	-	-	-	-	-	-	-	-	-	-	-	-	-	-	-	-	-	-
C58	-	-	-	-	-	-	-	-	-	-	-	-	-	-	-	-	-	-	-	-
C64	-	-	-	-	-	-	-	-	-	-	-	-	7.8	-	-	-	-	0.3	0.31	1.0
C65	-	-	-	-	-	-	-	-	-	-	-	-	-	-	-	-	-	-	-	-
C66	-	-	-	-	-	-	-	-	-	-	-	-	-	-	-	-	-	-	-	-
C67	-	-	-	-	-	-	-	-	-	-	-	-	-	-	-	-	-	-	-	-
C68	-	-	-	-	-	-	-	-	-	-	-	-	-	-	-	-	-	-	-	-
C69	-	-	-	-	-	-	-	-	-	-	-	-	-	-	-	-	-	-	-	-
C70-C72	-	-	-	-	-	-	-	-	-	3.5	-	-	-	-	-	-	-	0.2	0.21	0.7
C73	-	-	-	-	-	-	-	-	-	-	-	-	-	-	-	8.4	-	0.2	0.17	-
C74	-	-	-	-	-	-	-	-	-	-	-	-	-	-	-	-	-	-	-	-
C81	-	-	-	-	-	-	-	-	-	-	-	-	-	-	-	-	-	-	-	-
C82-C85,C96	-	-	-	-	-	-	-	-	-	-	-	-	7.8	-	21.2	-	0.1	0.7	0.43	1.0
C88	-	-	-	-	-	-	-	-	-	-	-	-	-	-	-	-	-	-	-	-
C90	-	-	-	-	-	-	-	-	-	-	-	-	-	-	-	-	-	-	-	-
C91	-	-	-	-	-	-	-	-	-	-	-	-	-	-	-	-	-	-	-	-
C92-C94	-	-	2.0	-	1.7	-	-	-	-	-	4.4	-	-	-	-	-	0.1	0.5	0.32	0.7
C95	-	-	-	-	-	-	-	-	-	-	-	-	-	-	-	-	-	-	-	-
O&U*	-	-	-	-	-	-	2.2	-	2.9	3.5	4.4	-	7.8	9.5	-	-	0.3	1.3	0.57	3.0
All	-	-	2.0	-	3.4	3.8	11.1	4.9	26.5	27.9	88.2	109.0	234.6	95.3	106.1	100.4	6.2	9.0	0.82	20.6

* O&U includes the Sites (ICD-10: C26, C39, C48, C75, C76, C77, C78, C79, C80, C97)

**TABLE MRE-8(a): Cumulative Rate (Cu.Rate%) & Cumulative Risk (Cu.Risk)
of individual sites (ICD-10) based on age specific rates
(from 0-64 years and from 0-74 Years) 2009-2010 - Males**

MANIPUR STATE - EXCL. IMPHAL WEST

ICD-10	Site	0 - 64 Years		0 - 74 Years	
		Cu. Rate %	Cu. Risk	Cu. Rate%	Cu. Risk
C00	Lip	-	-	-	-
C01-C02	Tongue	0.1	0.1	0.2	0.2
C03-C06	Mouth	0.1	0.1	0.2	0.2
C07-C08	Salivary Gland	0.1	0.1	0.1	0.1
C09	Tonsil	-	-	-	-
C10	Oth. Oropharynx	-	-	-	-
C11	Nasopharynx	0.4	0.4	0.5	0.5
C12-C13	Hypopharynx	0.1	0.1	0.2	0.2
C14	Pharynx Unspecified	-	-	-	-
C15	Oesophagus	0.3	0.3	0.5	0.5
C16	Stomach	0.5	0.5	0.9	0.9
C17	Small Intestine	-	-	-	-
C18	Colon	0.1	0.1	0.2	0.2
C19-C20	Rectum	0.2	0.2	0.3	0.3
C21	Anus & Anal Canal	-	-	-	-
C22	Liver	0.3	0.3	0.4	0.4
C23-C24	Gallbladder etc.	0.1	0.1	0.2	0.2
C25	Pancreas	-	-	0.1	0.1
C30-C31	Nose, Sinuses etc.	0.1	0.1	0.1	0.1
C32	Larynx	0.2	0.2	0.3	0.3
C33-C34	Lung etc.	0.7	0.7	1.7	1.7
C37-C38	Other Thoracic Organs	-	-	-	-
C40-C41	Bone	-	-	0.1	0.1
C43	Melanoma of Skin	-	-	-	-
C44	Other Skin	0.1	0.1	0.2	0.2
C45	Mesothelioma	-	-	-	-
C46	Kaposi Sarcoma	-	-	-	-
C47+C49	Conn. & Soft Tissue	0.1	0.1	0.1	0.1
C50	Breast	-	-	-	-
C60	Penis	0.1	0.1	0.1	0.1
C61	Prostate	-	-	0.1	0.1
C62	Testis	-	-	-	-
C63	Other Male Genital	-	-	-	-
C64	Kidney etc.	-	-	0.1	0.1
C65	Renal Pelvis	-	-	-	-
C66	Ureter	-	-	-	-
C67	Bladder	0.1	0.1	0.2	0.2
C68	Uns.Urinary Organs	-	-	-	-
C69	Eye	-	-	-	-
C70-C72	Brain, Nervous System	0.1	0.1	0.2	0.2
C73	Thyroid	0.1	0.1	0.1	0.1
C74	Adrenal Gland	-	-	-	-
C81	Hodgkins Disease	-	-	-	-
C82-C85,C96	NHL	0.2	0.2	0.3	0.3
C88	Malig Imn.Prol D	-	-	-	-
C90	Multiple Myeloma	-	-	-	-
C91	Lymphoid Leuk.	0.1	0.1	0.1	0.1
C92-C94	Myeloid Leukaemia	0.1	0.1	0.2	0.2
C95	Leukaemia Uns	-	-	-	-
O&U*	Other and Uns	0.3	0.3	0.5	0.5
	All Sites	4.75	4.64	8.13	7.81

* O&U includes the Sites (ICD-10: C26, C39, C48, C75, C76, C77, C78, C79, C80, C97)

**TABLE MRE-8(b): Cumulative Rate (Cu.Rate%) & Cumulative Risk (Cu.Risk)
of individual sites (ICD-10) based on age specific rates
(from 0-64 years and from 0-74 Years)2009-2010 - Females**

MANIPUR STATE - EXCL. IMPHAL WEST

ICD-10	Site	0 - 64 Years		0 - 74 Years	
		Cu. Rate %	Cu. Risk	Cu. Rate%	Cu. Risk
C00	Lip	-	-	-	-
C01-C02	Tongue	0.1	0.1	0.1	0.1
C03-C06	Mouth	-	-	0.1	0.1
C07-C08	Salivary Gland	0.1	0.1	0.1	0.1
C09	Tonsil	-	-	-	-
C10	Oth. Oropharynx	-	-	-	-
C11	Nasopharynx	0.1	0.1	0.2	0.2
C12-C13	Hypopharynx	-	-	-	-
C14	Pharynx Unspecified	-	-	-	-
C15	Oesophagus	0.2	0.2	0.2	0.2
C16	Stomach	0.2	0.2	0.4	0.4
C17	Small Intestine	-	-	-	-
C18	Colon	0.1	0.1	0.2	0.2
C19-C20	Rectum	0.1	0.1	0.2	0.2
C21	Anus & Anal Canal	-	-	-	-
C22	Liver	0.1	0.1	0.2	0.2
C23-C24	Gallbladder etc.	0.2	0.2	0.3	0.3
C25	Pancreas	0.1	0.1	0.1	0.1
C30-C31	Nose, Sinuses etc.	-	-	-	-
C32	Larynx	0.1	0.1	0.1	0.1
C33-C34	Lung etc.	0.8	0.7	1.5	1.5
C37-C38	Other Thoracic Organs	-	-	-	-
C40-C41	Bone	0.1	0.1	0.1	0.1
C43	Melanoma of Skin	-	-	-	-
C44	Other Skin	0.1	0.1	0.3	0.3
C45	Mesothelioma	-	-	-	-
C46	Kaposi Sarcoma	-	-	-	-
C47+C49	Conn. & Soft Tissue	0.1	0.1	0.1	0.1
C50	Breast	0.7	0.7	0.8	0.8
C51	Vulva	0.1	0.1	0.1	0.1
C52	Vagina	-	-	0.1	0.1
C53	Cervix Uteri	0.7	0.7	0.8	0.8
C54	Corpus Uteri	0.1	0.1	0.1	0.1
C55	Uterus Unspecified	-	-	-	-
C56	Ovary etc.	0.3	0.3	0.3	0.3
C57	Other Female Genital	-	-	-	-
C58	Placenta	-	-	-	-
C64	Kidney etc.	-	-	0.1	0.1
C65	Renal Pelvis	-	-	-	-
C66	Ureter	-	-	-	-
C67	Bladder	-	-	0.1	0.1
C68	Uns.Urinary Organs	-	-	-	-
C69	Eye	-	-	-	-
C70-C72	Brain, Nervous System	-	-	0.1	0.1
C73	Thyroid	0.4	0.4	0.4	0.4
C74	Adrenal Gland	-	-	-	-
C81	Hodgkins Disease	-	-	-	-
C82-C85,C96	NHL	0.2	0.2	0.3	0.3
C88	Malig Imn.Prol D	-	-	-	-
C90	Multiple Myeloma	0.1	0.1	0.1	0.1
C91	Lymphoid Leuk.	-	-	-	-
C92-C94	Myeloid Leukaemia	0.1	0.1	0.1	0.1
C95	Leukaemia Uns	-	-	-	-
O&U*	Other and Uns	0.3	0.3	0.4	0.4
	All Sites	5.32	5.18	7.81	7.51

* O&U includes the Sites (ICD-10: C26, C39, C48, C75, C76, C77, C78, C79, C80, C97)