

POPULATION BASED CANCER REGISTRY MIZORAM STATE

Civil Hospital, Aizawl

Dr Eric Zomawia, Principal Investigator

Dr Lalrinliana Sailo, Director, Hospital & Medical Education, Mizoram

Dr Lalbiak Kima, Medical Superintendent, Civil Hospital, Aizawl

Dr John Zohmingthanga, Pathologist, Co-Investigator

Dr Lalchhanhimi, Pathologist, Co-Investigator

Dr Lalchhandama, Pathologist, Co-Investigator

Dr Saia Chenkual, Surgical Oncologist, Co-Investigator

Dr Jeremy L. Pautu, Medical Oncologist, Co-Investigator

Dr B. Zothankima, Radiation Oncologist, Co-Investigator

Population Based Cancer Registry (PBCR), Aizawl covers the entire state of Mizoram, a small state situated in the North-eastern part of India, between Myanmar and Bangladesh. As per 2011 census, Mizoram has an area of 21,087 sq. km, a density of 52 per sq. km, a population of 1091014, a sex ratio of 975 females/1000 males and a literacy rate of 91.58%. Population consists mostly of Mizos and majority (87%) are Christians. Global and national tobacco surveys have consistently found a very high smoke and smokeless tobacco usage among both males and females.

Population Based Cancer Registry (PBCR), Aizawl was established in 2003 jointly by National Cancer Registry Programme (NCRP) of the Indian Council of Medical Research (ICMR) and Department of Health & Family Welfare, Mizoram vide Government of Mizoram Notification No J.11011/8/2002-HFW dated 6th March 2003, in the Department of Pathology, Civil Hospital, Aizawl. Civil Hospital, Aizawl is the main state referral hospital with facilities for cancer detection, diagnosis and comprehensive treatment. Pathologists, Oncologists and Onco-Surgeons are working part-time as Principal Investigator or Co-Investigators in the PBCR. There are 7 full-time staff in the PBCR funded by NCRP, ICMR.

Collection of data started from 1st January 2003. Data collection is active. Staff regularly visit about 40 sources of registration which consists of hospitals, laboratories, diagnostic centres and registry of births and deaths. Some patients go for treatment to premier institutes from where data is also obtained. Mortality data collection is through 700 odd Registrars of Births & Deaths spread throughout the state. The PBCR registers all malignant neoplasms, with a morphology behaviour code of '3' and '6' as defined by the International Classification of Diseases – Oncology (ICD-O). All cancer cases are coded for primary site and morphology as per International Classification of Diseases – Oncology, 3rd Edition, WHO (ICD-O 3) and for primary site by ICD-10.

Checks for duplicity and quality errors are done at the registry. NCRP repeats the checks on the data and performs matching too. For the sake of comparison, data is analysed separately for (i) the whole Mizoram State, (ii) Aizawl District alone and (iii) Rest of the Districts (Mizoram excluding Aizawl District). NCRP has been publishing the registry data along with other PBCR data annually or every second year. On account of the consistently high incidence of some sites of cancer like, stomach, lungs and oesophagus, as compared to other Indian registries, a number of researches are being undertaken some of which have also been published. One such outcome is the initiation of the Tobacco Control programmes in the state.

Staff	
Medical Research Officer	: Dr Freddie Lalhmangaiha Sailo, MBBS Dr Laltanpuia Chhangte, MBBS (till May 2012)
Programmer	: Mr Ngursangzuala Sailo, BA, DCA, MCA
Statistician	: Mrs Annie Hmingthanmawii, MA
Social Investigators	: Mrs LH Lalmanpuui, MA Mrs Lalrempuui, MSW Ms Zothanpuui, MSc
Data Entry Operator	: Mr Lalngaihawma Khiangte, MA

MIZ-1: Main Sources of Registration of Incident Cases of Cancer: 2009-2010
Mizoram State

Name of the Institution	Number	%
Civil Hospital, Aizawl	1077	43.4
Life Line Lab, Aizawl	389	15.7
Registry of Births & Deaths, Aizawl	304	12.2
Genesis Lab, Aizawl	169	6.8
Trinity Diagnostic Centre, Aizawl	137	5.5
Presbyterian Hospital, Aizawl	134	5.4
DCO	131	5.3
Grace Nursing Home, Aizawl	30	1.2
Others	112	4.5
Total	2483	100.0

1. Institutions listed have registered at least one percent of all cases in the registry for the combined years 2009-2010.
2. The numbers and proportion listed are the minimum number of cases. Institutions could have registered/ reported more cases, since duplicate registrations and non-resident/registry cases are not included.

Figure MIZ -1
Population Pyramid showing Age Distribution:2009-2010
MIZORAM STATE

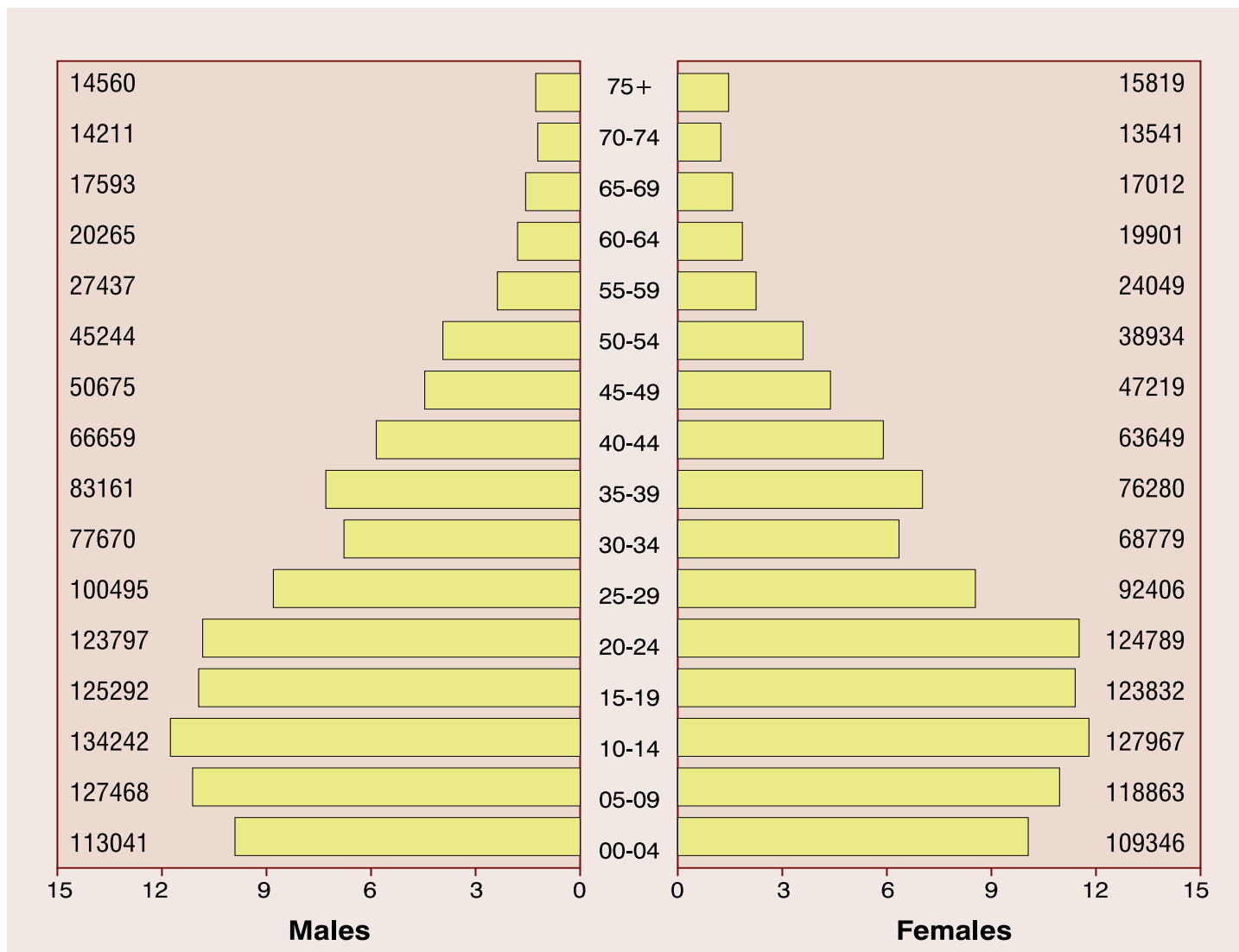


TABLE MIZ-2
Population by Five Year Age Group and Gender:2009-2010
Number and Relative Proportion (%)
MIZORAM STATE

Age Group	Males		Females	
	Number	%	Number	%
00-04	113041	9.90	109346	10.10
05-09	127468	11.16	118863	10.98
10-14	134242	11.76	127967	11.82
15-19	125292	10.97	123832	11.44
20-24	123797	10.84	124789	11.53
25-29	100495	8.80	92406	8.54
30-34	77670	6.80	68779	6.35
35-39	83161	7.28	76280	7.05
40-44	66659	5.84	63649	5.88
45-49	50675	4.44	47219	4.36
50-54	45244	3.96	38934	3.60
55-59	27437	2.40	24049	2.22
60-64	20265	1.77	19901	1.84
65-69	17593	1.54	17012	1.57
70-74	14211	1.24	13541	1.25
75+	14560	1.28	15819	1.46
Total	1141810	100.00	1082386	100.00

TABLE MIZ-3(a): Number of Incident Cancers by Five Year Age Group and Site (ICD-10):2009-2010 - Males

%= Relative Proportion of Cancers of All Sites.

MIZORAM STATE

ICD-10	Site	0-4	5-9	10-14	15-19	20-24	25-29	30-34	35-39	40-44	45-49	50-54	55-59	60-64	65-69	70-74	75+	Unkn	Total	%
C00	Lip	-	-	-	-	-	-	-	-	-	-	-	-	-	-	-	-	-	-	-
C01-C02	Tongue	-	-	-	-	-	-	-	-	5	4	7	5	4	2	1	-	-	28	2.03
C03-C06	Mouth	-	-	-	-	-	-	-	-	2	3	3	2	3	-	2	-	-	15	1.09
C07-C08	Salivary Gland	-	-	-	-	-	-	1	2	-	-	-	1	-	-	-	2	-	6	0.44
C09	Tonsil	-	-	-	-	-	-	-	-	-	4	1	1	-	-	-	-	-	6	0.44
C10	Oth. Oropharynx	-	-	-	-	-	-	-	-	1	1	-	1	1	-	-	1	-	5	0.36
C11	Nasopharynx	-	-	-	-	3	1	1	2	3	2	8	6	3	4	3	3	-	39	2.83
C12-C13	Hypopharynx	-	-	-	-	-	-	1	1	9	9	15	12	6	8	1	2	-	64	4.65
C14	Pharynx Unspecified	-	-	-	-	1	-	1	1	-	6	3	-	2	1	1	1	-	17	1.24
C15	Oesophagus	-	-	-	-	-	-	1	6	24	46	37	33	23	14	8	7	-	199	14.46
C16	Stomach	-	-	-	-	-	2	5	4	11	20	36	40	62	44	43	57	-	324	23.55
C17	Small Intestine	-	-	-	-	-	-	-	-	-	-	-	-	-	1	-	1	-	2	0.15
C18	Colon	-	-	-	-	-	-	1	-	-	2	1	6	5	-	1	1	-	17	1.24
C19-C20	Rectum	-	-	-	-	1	1	-	-	1	2	3	3	7	4	3	12	-	37	2.69
C21	Anus & Anal Canal	-	-	-	-	-	-	-	-	-	-	-	-	-	-	-	-	-	-	-
C22	Liver	-	-	-	-	-	4	3	4	5	2	9	8	8	6	6	6	-	61	4.43
C23-C24	Gallbladder etc.	-	-	-	-	1	-	-	1	1	-	4	1	3	2	2	3	-	18	1.31
C25	Pancreas	-	-	-	-	-	1	-	1	-	2	2	-	1	3	3	1	-	14	1.02
C30-C31	Nose, Sinuses etc.	-	-	-	-	-	-	-	1	-	-	-	1	-	-	-	-	-	2	0.15
C32	Larynx	-	-	-	-	-	-	1	1	4	5	5	3	8	4	3	4	-	38	2.76
C33-C34	Lung etc.	-	1	-	-	-	1	-	1	3	6	18	32	26	30	33	40	-	191	13.88
C37-C38	Other Thoracic Organs	-	-	-	-	-	-	-	-	-	-	-	-	-	1	-	-	-	1	0.07
C40-C41	Bone	-	-	-	2	-	1	1	2	-	-	1	1	-	-	-	1	-	9	0.65
C43	Melanoma of Skin	-	-	-	-	-	-	-	-	-	-	-	-	-	-	-	-	-	-	-
C44	Other Skin	-	-	-	-	-	-	-	-	1	1	1	3	3	3	1	-	-	13	0.94
C45	Mesothelioma	-	-	-	-	-	-	-	-	-	-	-	-	-	-	-	-	-	-	-
C46	Kaposi Sarcoma	-	-	-	-	-	-	-	-	-	-	-	-	-	-	-	-	-	-	-
C47+C49	Conn. & Soft Tissue	-	-	-	-	-	-	-	-	1	-	-	2	-	-	-	-	-	3	0.22
C50	Breast	-	-	-	-	-	-	-	-	-	-	-	-	1	-	-	-	-	1	0.07
C60	Penis	-	-	-	-	-	-	-	-	-	-	2	2	-	1	-	1	-	6	0.44
C61	Prostate	-	-	-	-	-	-	-	-	-	-	-	1	2	3	2	2	-	10	0.73
C62	Testis	-	-	-	-	-	-	-	-	-	-	1	-	-	-	-	-	-	1	0.07
C63	Other Male Genital	-	-	-	-	-	-	-	-	-	-	-	-	-	-	-	-	-	-	-
C64	Kidney etc.	-	1	-	-	-	-	-	-	-	-	1	2	-	1	-	-	-	5	0.36
C65	Renal Pelvis	-	-	-	-	-	-	-	-	-	-	-	-	-	-	-	-	-	-	-
C66	Ureter	-	-	-	-	-	-	-	-	-	-	-	-	-	-	-	-	-	-	-
C67	Bladder	-	-	-	-	-	-	-	-	-	-	2	1	2	4	1	5	-	15	1.09
C68	Uns.Urinary Organs	-	-	-	-	-	-	-	-	-	-	-	-	-	-	-	-	-	-	-
C69	Eye	1	-	-	-	-	-	-	-	-	-	-	-	-	-	-	-	-	1	0.07
C70-C72	Brain, NS	-	-	1	-	-	-	-	-	-	-	1	1	-	2	1	1	-	7	0.51
C73	Thyroid	-	-	-	-	-	-	1	-	1	-	-	3	1	2	3	-	-	11	0.80
C74	Adrenal Gland	1	-	-	-	-	-	-	-	-	-	-	-	-	-	-	-	-	1	0.07
C81	Hodgkins Disease	-	-	-	-	-	-	-	-	-	-	-	-	-	-	-	-	-	-	-
C82-C85,C96	NHL	-	2	-	-	-	-	1	2	-	3	2	-	2	4	3	1	-	20	1.45
C88	Malig Imn.Prol D	-	-	-	-	-	-	-	-	-	-	-	-	-	-	-	-	-	-	-
C90	Multiple Myeloma	-	-	-	-	-	-	-	-	-	1	-	-	-	-	-	1	-	2	0.15
C91	Lymphoid Leuk.	2	-	1	-	-	1	-	-	-	1	-	-	-	-	-	-	-	5	0.36
C92-C94	Myeloid Leukaemia	-	2	1	1	1	3	2	1	-	2	-	-	1	1	-	-	-	15	1.09
C95	Leukaemia Uns	-	1	1	1	2	1	-	-	-	-	-	-	-	1	-	-	-	7	0.51
O&U*	Other and Uns	-	4	1	1	1	4	1	5	9	17	19	14	15	14	20	35	-	160	11.63
	All Sites	4	11	5	5	10	20	21	35	81	139	182	185	189	160	141	188	-	1376	100.0

* O&U includes the Sites (ICD-10: C26, C39, C48, C75, C76, C77, C78, C79, C80, C97)

TABLE MIZ-3(b): Number of Incident Cancers by Five Year Age Group and Site (ICD-10):2009-2010 - Females

% = Relative Proportion of Cancers of All Sites.

MIZORAM STATE

ICD-10	Site	0-4	5-9	10-14	15-19	20-24	25-29	30-34	35-39	40-44	45-49	50-54	55-59	60-64	65-69	70-74	75+	Unkn	Total	%
C00	Lip	-	-	-	-	-	-	-	-	-	-	-	-	-	-	-	-	-	-	-
C01-C02	Tongue	-	-	-	-	-	-	-	-	1	-	1	-	1	1	-	-	-	4	0.36
C03-C06	Mouth	-	-	-	-	-	-	-	-	1	-	1	1	1	-	1	-	-	5	0.45
C07-C08	Salivary Gland	-	-	-	-	1	-	-	-	-	-	-	-	-	1	-	-	-	2	0.18
C09	Tonsil	-	-	-	-	-	-	-	1	1	1	-	-	1	-	-	1	-	5	0.45
C10	Oth. Oropharynx	-	-	-	-	-	-	-	-	-	-	-	-	-	-	-	1	-	1	0.09
C11	Nasopharynx	-	-	-	1	-	-	-	2	2	3	9	3	3	1	1	-	-	25	2.26
C12-C13	Hypopharynx	-	-	-	-	-	-	-	-	-	-	-	2	1	1	1	-	-	5	0.45
C14	Pharynx Unspecified	-	-	-	-	-	-	-	-	-	-	-	-	1	-	2	-	-	3	0.27
C15	Oesophagus	-	-	-	-	-	-	-	1	2	8	15	4	6	2	2	5	-	45	4.07
C16	Stomach	-	-	-	-	-	-	2	4	6	10	19	19	26	15	22	29	-	152	13.73
C17	Small Intestine	-	-	-	-	1	-	-	-	-	1	-	1	1	-	-	-	-	4	0.36
C18	Colon	-	-	-	-	-	1	3	1	1	1	2	1	1	3	1	1	1	17	1.54
C19-C20	Rectum	-	-	-	-	-	3	-	-	3	1	2	3	1	1	4	7	-	25	2.26
C21	Anus & Anal Canal	-	-	-	-	-	-	-	-	-	-	-	-	-	-	-	-	-	-	-
C22	Liver	-	-	-	-	-	-	3	-	3	4	8	5	4	2	3	5	-	37	3.34
C23-C24	Gallbladder etc.	-	-	-	-	-	-	-	1	2	1	3	2	2	2	3	5	-	21	1.90
C25	Pancreas	-	-	-	-	-	-	1	-	1	1	-	-	3	2	3	2	-	13	1.17
C30-C31	Nose, Sinuses etc.	-	-	-	-	-	-	-	-	-	-	-	-	1	-	-	1	-	2	0.18
C32	Larynx	-	-	-	-	-	-	-	-	1	1	-	-	1	-	2	-	-	5	0.45
C33-C34	Lung etc.	-	-	-	-	-	2	2	3	2	12	12	30	27	30	32	35	-	187	16.89
C37-C38	Other Thoracic Organs	-	-	-	-	-	-	-	-	-	-	-	-	-	-	-	-	-	-	-
C40-C41	Bone	1	-	-	2	-	-	1	-	1	-	-	-	-	2	-	1	-	8	0.72
C43	Melanoma of Skin	-	-	-	-	-	-	-	-	-	-	-	-	-	-	-	-	-	-	-
C44	Other Skin	-	-	1	1	-	1	-	-	-	2	-	2	3	1	1	7	-	19	1.72
C45	Mesothelioma	-	-	-	-	-	-	-	-	-	-	-	-	-	-	-	-	-	-	-
C46	Kaposi Sarcoma	-	-	-	-	-	-	-	-	-	-	-	-	-	-	-	-	-	-	-
C47+C49	Conn. & Soft Tissue	-	-	-	1	-	-	-	-	-	-	-	-	-	-	-	-	-	1	0.09
C50	Breast	-	-	-	-	1	4	4	17	13	24	12	17	13	10	7	2	-	124	11.20
C51	Vulva	-	-	-	-	-	-	-	-	-	-	-	1	-	-	1	-	-	2	0.18
C52	Vagina	-	-	-	-	-	-	-	-	-	-	1	-	-	-	-	-	-	1	0.09
C53	Cervix Uteri	-	-	-	-	2	4	18	19	23	25	26	9	9	2	4	5	-	146	13.19
C54	Corpus Uteri	-	-	-	-	-	-	-	1	-	3	3	4	3	-	-	-	-	14	1.26
C55	Uterus Unspecified	-	-	-	-	-	-	-	-	-	-	2	-	-	-	1	-	-	3	0.27
C56	Ovary etc.	-	-	-	-	-	1	1	1	2	5	3	7	6	-	1	1	-	28	2.53
C57	Other Female Genital	-	-	-	-	-	-	-	-	-	-	-	-	-	-	-	-	-	-	-
C58	Placenta	-	-	-	-	-	2	-	-	-	-	-	-	-	-	-	-	-	2	0.18
C64	Kidney etc.	1	-	-	-	-	-	-	-	-	-	-	-	-	-	1	-	-	2	0.18
C65	Renal Pelvis	-	-	-	-	-	-	-	-	-	-	-	-	-	-	-	-	-	-	-
C66	Ureter	-	-	-	-	-	-	-	-	-	-	-	-	-	-	-	-	-	-	-
C67	Bladder	-	-	-	-	-	-	-	-	-	-	-	-	-	1	-	1	-	2	0.18
C68	Uns.Urinary Organs	1	-	-	-	-	-	-	-	-	-	-	-	-	-	-	-	-	1	0.09
C69	Eye	-	-	-	-	-	-	-	-	1	-	-	-	-	-	-	-	-	1	0.09
C70-C72	Brain, NS	-	-	1	1	-	-	4	-	-	2	-	-	1	-	-	1	-	10	0.90
C73	Thyroid	-	-	-	-	1	1	-	3	1	2	1	-	4	-	1	2	-	16	1.45
C74	Adrenal Gland	-	-	-	-	-	-	-	-	-	-	-	-	-	-	-	-	-	-	-
C81	Hodgkins Disease	-	-	-	-	-	-	-	-	-	-	-	-	-	-	-	-	-	-	-
C82-C85,C96	NHL	-	-	-	2	-	1	1	1	2	-	3	1	1	4	1	1	-	18	1.63
C88	Malig Imm.Prof D	-	-	-	-	-	-	-	-	-	-	-	-	-	-	-	-	-	-	-
C90	Multiple Myeloma	-	-	-	-	-	-	-	-	1	-	-	-	-	-	1	-	-	2	0.18
C91	Lymphoid Leuk.	-	-	-	-	-	2	-	-	-	-	-	-	-	-	-	-	-	2	0.18
C92-C94	Myeloid Leukaemia	2	-	-	2	-	-	-	1	-	-	1	-	-	-	-	-	-	6	0.54
C95	Leukaemia Uns	-	-	1	-	-	2	-	-	1	-	1	-	-	-	-	1	-	6	0.54
O&U*	Other and Uns	1	1	-	-	2	3	1	2	7	7	12	14	24	10	18	33	-	135	12.20
	All Sites	6	1	3	10	8	27	41	58	78	114	137	126	145	91	114	147	1	1107	100.0

* O&U includes the Sites (ICD-10: C26, C39, C48, C75, C76, C77, C78, C79, C80, C97)

TABLE MIZ-4(a): Average Annual Age Specific, Crude (CR), Age Adjusted (AAR) (with Standard Error (SE)) and Truncated (35-64 yrs) (TR) Incidence Rate per 100,000 population:2009-2010 - Males
MIZORAM STATE

ICD-10	0-4	5-9	10-14	15-19	20-24	25-29	30-34	35-39	40-44	45-49	50-54	55-59	60-64	65-69	70-74	>75	CR	AAR	SE	TR
C00	-	-	-	-	-	-	-	-	-	-	-	-	-	-	-	-	-	-	-	-
C01-C02	-	-	-	-	-	-	-	-	7.5	7.9	15.5	18.2	19.7	11.4	7.0	-	2.5	3.70	0.72	10.4
C03-C06	-	-	-	-	-	-	-	-	3.0	5.9	6.6	7.3	14.8	-	14.1	-	1.3	2.03	0.54	5.6
C07-C08	-	-	-	-	-	-	1.3	2.4	-	-	-	3.6	-	-	-	13.7	0.5	0.64	0.27	0.9
C09	-	-	-	-	-	-	-	-	-	7.9	2.2	3.6	-	-	-	-	0.5	0.73	0.30	2.4
C10	-	-	-	-	-	-	-	-	1.5	2.0	-	3.6	4.9	-	-	6.9	0.4	0.69	0.32	1.8
C11	-	-	-	-	2.4	1.0	1.3	2.4	4.5	3.9	17.7	21.9	14.8	22.7	21.1	20.6	3.4	4.87	0.81	9.7
C12-C13	-	-	-	-	-	-	1.3	1.2	13.5	17.8	33.2	43.7	29.6	45.5	7.0	13.7	5.6	8.40	1.08	21.1
C14	-	-	-	-	0.8	-	1.3	1.2	-	11.8	6.6	-	9.9	5.7	7.0	6.9	1.5	2.10	0.53	4.9
C15	-	-	-	-	-	-	1.3	7.2	36.0	90.8	81.8	120.3	113.5	79.6	56.3	48.1	17.4	26.03	1.90	69.3
C16	-	-	-	-	-	2.0	6.4	4.8	16.5	39.5	79.6	145.8	305.9	250.1	302.6	391.5	28.4	47.62	2.71	82.9
C17	-	-	-	-	-	-	-	-	-	-	-	-	-	5.7	-	6.9	0.2	0.31	0.22	-
C18	-	-	-	-	-	-	1.3	-	-	3.9	2.2	21.9	24.7	-	7.0	6.9	1.5	2.56	0.64	7.1
C19-C20	-	-	-	-	0.8	1.0	-	-	1.5	3.9	6.6	10.9	34.5	22.7	21.1	82.4	3.2	5.37	0.91	8.0
C21	-	-	-	-	-	-	-	-	-	-	-	-	-	-	-	-	-	-	-	-
C22	-	-	-	-	-	4.0	3.9	4.8	7.5	3.9	19.9	29.2	39.5	34.1	42.2	41.2	5.3	7.96	1.06	15.2
C23-C24	-	-	-	-	0.8	-	-	1.2	1.5	-	8.8	3.6	14.8	11.4	14.1	20.6	1.6	2.44	0.60	4.3
C25	-	-	-	-	-	1.0	-	1.2	-	3.9	4.4	-	4.9	17.1	21.1	6.9	1.2	1.88	0.52	2.3
C30-C31	-	-	-	-	-	-	-	1.2	-	-	-	3.6	-	-	-	-	0.2	0.22	0.16	0.7
C32	-	-	-	-	-	-	1.3	1.2	6.0	9.9	11.1	10.9	39.5	22.7	21.1	27.5	3.3	5.32	0.90	11.6
C33-C34	-	0.8	-	-	-	1.0	-	1.2	4.5	11.8	39.8	116.6	128.3	170.5	232.2	274.7	16.7	28.25	2.08	41.4
C37-C38	-	-	-	-	-	-	-	-	-	-	-	-	-	5.7	-	-	0.1	0.17	0.17	-
C40-C41	-	-	-	1.6	-	1.0	1.3	2.4	-	-	2.2	3.6	-	-	-	6.9	0.8	0.84	0.29	1.3
C43	-	-	-	-	-	-	-	-	-	-	-	-	-	-	-	-	-	-	-	-
C44	-	-	-	-	-	-	-	-	1.5	2.0	2.2	10.9	14.8	17.1	7.0	-	1.1	2.00	0.57	4.3
C45	-	-	-	-	-	-	-	-	-	-	-	-	-	-	-	-	-	-	-	-
C46	-	-	-	-	-	-	-	-	-	-	-	-	-	-	-	-	-	-	-	-
C47+C49	-	-	-	-	-	-	-	-	1.5	-	-	7.3	-	-	-	-	0.3	0.38	0.22	1.2
C50	-	-	-	-	-	-	-	-	-	-	-	-	4.9	-	-	-	0.1	0.20	0.20	0.6
C60	-	-	-	-	-	-	-	-	-	-	4.4	7.3	-	5.7	-	6.9	0.5	0.82	0.34	1.7
C61	-	-	-	-	-	-	-	-	-	-	-	3.6	9.9	17.1	14.1	13.7	0.9	1.61	0.51	1.7
C62	-	-	-	-	-	-	-	-	-	-	2.2	-	-	-	-	-	0.1	0.11	0.11	0.4
C63	-	-	-	-	-	-	-	-	-	-	-	-	-	-	-	-	-	-	-	-
C64	-	0.8	-	-	-	-	-	-	-	-	2.2	7.3	-	5.7	-	-	0.4	0.65	0.30	1.3
C65	-	-	-	-	-	-	-	-	-	-	-	-	-	-	-	-	-	-	-	-
C66	-	-	-	-	-	-	-	-	-	-	-	-	-	-	-	-	-	-	-	-
C67	-	-	-	-	-	-	-	-	-	-	4.4	3.6	9.9	22.7	7.0	34.3	1.3	2.27	0.59	2.5
C68	-	-	-	-	-	-	-	-	-	-	-	-	-	-	-	-	-	-	-	-
C69	0.9	-	-	-	-	-	-	-	-	-	-	-	-	-	-	-	0.1	0.11	0.11	-
C70-C72	-	-	0.7	-	-	-	-	-	-	-	2.2	3.6	-	11.4	7.0	6.9	0.6	0.94	0.37	0.8
C73	-	-	-	-	-	-	1.3	-	1.5	-	-	10.9	4.9	11.4	21.1	-	1.0	1.57	0.48	2.3
C74	0.9	-	-	-	-	-	-	-	-	-	-	-	-	-	-	-	0.1	0.11	0.11	-
C81	-	-	-	-	-	-	-	-	-	-	-	-	-	-	-	-	-	-	-	-
C82-C85,C96	-	1.6	-	-	-	-	1.3	2.4	-	5.9	4.4	-	9.9	22.7	21.1	6.9	1.8	2.59	0.61	3.6
C88	-	-	-	-	-	-	-	-	-	-	-	-	-	-	-	-	-	-	-	-
C90	-	-	-	-	-	-	-	-	-	2.0	-	-	-	-	-	6.9	0.2	0.26	0.18	0.4
C91	1.8	-	0.7	-	-	1.0	-	-	-	2.0	-	-	-	-	-	-	0.4	0.48	0.22	0.4
C92-C94	-	1.6	0.7	0.8	0.8	3.0	2.6	1.2	-	3.9	-	-	4.9	5.7	-	-	1.3	1.43	0.40	1.6
C95	-	0.8	0.7	0.8	1.6	1.0	-	-	-	-	-	-	-	5.7	-	-	0.6	0.60	0.24	-
O&U*	-	3.1	0.7	0.8	0.8	4.0	1.3	6.0	13.5	33.5	42.0	51.0	74.0	79.6	140.7	240.4	14.0	21.21	1.73	33.2
All	3.5	8.6	3.7	4.0	8.1	19.9	27.0	42.1	121.5	274.3	402.3	674.3	932.6	909.5	992.2	1291.3	120.5	189.5	5.25	357.0

* O&U includes the Sites (ICD-10: C26, C39, C48, C75, C76, C77, C78, C79, C80, C97)

TABLE MIZ-4(b): Average Annual Age Specific, Crude (CR), Age Adjusted (AAR) (with Standard Error (SE)) and Truncated (35-64 yrs) (TR) Incidence Rate per 100,000 population:2009-2010 - Females
MIZORAM STATE

ICD-10	0-4	5-9	10-14	15-19	20-24	25-29	30-34	35-39	40-44	45-49	50-54	55-59	60-64	65-69	70-74	>75	CR	AAR	SE	TR
C00	-	-	-	-	-	-	-	-	-	-	-	-	-	-	-	-	-	-	-	-
C01-C02	-	-	-	-	-	-	-	-	1.6	-	2.6	-	5.0	5.9	-	-	0.4	0.60	0.31	1.4
C03-C06	-	-	-	-	-	-	-	-	1.6	-	2.6	4.2	5.0	-	7.4	-	0.5	0.74	0.34	1.9
C07-C08	-	-	-	-	0.8	-	-	-	-	-	-	-	-	5.9	-	-	0.2	0.24	0.19	-
C09	-	-	-	-	-	-	-	1.3	1.6	2.1	-	-	5.0	-	-	6.3	0.5	0.63	0.30	1.6
C10	-	-	-	-	-	-	-	-	-	-	-	-	-	-	-	6.3	0.1	0.13	0.13	-
C11	-	-	-	0.8	-	-	-	2.6	3.1	6.4	23.1	12.5	15.1	5.9	7.4	-	2.3	3.38	0.70	9.6
C12-C13	-	-	-	-	-	-	-	-	-	-	-	8.3	5.0	5.9	7.4	-	0.5	0.86	0.39	1.7
C14	-	-	-	-	-	-	-	-	-	-	-	-	5.0	-	14.8	-	0.3	0.50	0.29	0.6
C15	-	-	-	-	-	-	-	1.3	3.1	16.9	38.5	16.6	30.1	11.8	14.8	31.6	4.2	6.36	0.97	16.4
C16	-	-	-	-	-	-	2.9	5.2	9.4	21.2	48.8	79.0	130.6	88.2	162.5	183.3	14.0	22.71	1.88	41.9
C17	-	-	-	-	0.8	-	-	-	-	2.1	-	4.2	5.0	-	-	-	0.4	0.56	0.30	1.6
C18	-	-	-	-	-	1.1	4.4	1.3	1.6	2.1	5.1	4.2	5.0	17.6	7.4	6.3	1.6	2.08	0.54	3.0
C19-C20	-	-	-	-	-	3.2	-	-	4.7	2.1	5.1	12.5	5.0	5.9	29.5	44.3	2.3	3.28	0.67	4.4
C21	-	-	-	-	-	-	-	-	-	-	-	-	-	-	-	-	-	-	-	-
C22	-	-	-	-	-	-	4.4	-	4.7	8.5	20.5	20.8	20.1	11.8	22.2	31.6	3.4	5.14	0.87	11.1
C23-C24	-	-	-	-	-	-	-	1.3	3.1	2.1	7.7	8.3	10.0	11.8	22.2	31.6	1.9	2.94	0.66	4.9
C25	-	-	-	-	-	-	1.5	-	1.6	2.1	-	-	15.1	11.8	22.2	12.6	1.2	1.96	0.56	2.7
C30-C31	-	-	-	-	-	-	-	-	-	-	-	-	5.0	-	-	6.3	0.2	0.33	0.24	0.6
C32	-	-	-	-	-	-	-	-	1.6	2.1	-	-	5.0	-	14.8	-	0.5	0.72	0.33	1.4
C33-C34	-	-	-	-	-	2.2	2.9	3.9	3.1	25.4	30.8	124.7	135.7	176.3	236.3	221.3	17.3	28.70	2.14	44.9
C37-C38	-	-	-	-	-	-	-	-	-	-	-	-	-	-	-	-	-	-	-	-
C40-C41	0.9	-	-	1.6	-	-	1.5	-	1.6	-	-	-	-	11.8	-	6.3	0.7	0.92	0.34	0.3
C43	-	-	-	-	-	-	-	-	-	-	-	-	-	-	-	-	-	-	-	-
C44	-	-	0.8	0.8	-	1.1	-	-	-	4.2	-	8.3	15.1	5.9	7.4	44.3	1.8	2.63	0.63	3.8
C45	-	-	-	-	-	-	-	-	-	-	-	-	-	-	-	-	-	-	-	-
C46	-	-	-	-	-	-	-	-	-	-	-	-	-	-	-	-	-	-	-	-
C47+C49	-	-	-	0.8	-	-	-	-	-	-	-	-	-	-	-	-	0.1	0.07	0.07	-
C50	-	-	-	-	0.8	4.3	5.8	22.3	20.4	50.8	30.8	70.7	65.3	58.8	51.7	12.6	11.5	16.40	1.54	40.6
C51	-	-	-	-	-	-	-	-	-	-	-	4.2	-	-	7.4	-	0.2	0.31	0.22	0.5
C52	-	-	-	-	-	-	-	-	-	-	2.6	-	-	-	-	-	0.1	0.13	0.13	0.4
C53	-	-	-	-	1.6	4.3	26.2	24.9	36.1	52.9	66.8	37.4	45.2	11.8	29.5	31.6	13.5	17.10	1.47	43.5
C54	-	-	-	-	-	-	-	1.3	-	6.4	7.7	16.6	15.1	-	-	-	1.3	2.11	0.58	6.8
C55	-	-	-	-	-	-	-	-	-	-	5.1	-	-	-	7.4	-	0.3	0.40	0.23	0.8
C56	-	-	-	-	-	1.1	1.5	1.3	3.1	10.6	7.7	29.1	30.1	-	7.4	6.3	2.6	4.11	0.80	11.8
C57	-	-	-	-	-	-	-	-	-	-	-	-	-	-	-	-	-	-	-	-
C58	-	-	-	-	-	2.2	-	-	-	-	-	-	-	-	-	-	0.2	0.17	0.12	-
C64	0.9	-	-	-	-	-	-	-	-	-	-	-	-	-	7.4	-	0.2	0.26	0.18	-
C65	-	-	-	-	-	-	-	-	-	-	-	-	-	-	-	-	-	-	-	-
C66	-	-	-	-	-	-	-	-	-	-	-	-	-	-	-	-	-	-	-	-
C67	-	-	-	-	-	-	-	-	-	-	-	-	-	5.9	-	6.3	0.2	0.30	0.22	-
C68	0.9	-	-	-	-	-	-	-	-	-	-	-	-	-	-	-	0.1	0.11	0.11	-
C69	-	-	-	-	-	-	-	-	1.6	-	-	-	-	-	-	-	0.1	0.09	0.09	0.3
C70-C72	-	-	0.8	0.8	-	-	5.8	-	-	4.2	-	-	5.0	-	-	6.3	0.9	1.07	0.36	1.5
C73	-	-	-	-	0.8	1.1	-	3.9	1.6	4.2	2.6	-	20.1	-	7.4	12.6	1.5	2.07	0.55	4.9
C74	-	-	-	-	-	-	-	-	-	-	-	-	-	-	-	-	-	-	-	-
C81	-	-	-	-	-	-	-	-	-	-	-	-	-	-	-	-	-	-	-	-
C82-C85,C96	-	-	-	1.6	-	1.1	1.5	1.3	3.1	-	7.7	4.2	5.0	23.5	7.4	6.3	1.7	2.32	0.57	3.3
C88	-	-	-	-	-	-	-	-	-	-	-	-	-	-	-	-	-	-	-	-
C90	-	-	-	-	-	-	-	-	1.6	-	-	-	-	-	7.4	-	0.2	0.24	0.18	0.3
C91	-	-	-	-	-	2.2	-	-	-	-	-	-	-	-	-	-	0.2	0.17	0.12	-
C92-C94	1.8	-	-	1.6	-	-	-	1.3	-	-	2.6	-	-	-	-	-	0.6	0.57	0.24	0.7
C95	-	-	0.8	-	-	2.2	-	-	1.6	-	2.6	-	-	-	-	6.3	0.6	0.59	0.25	0.7
O&U*	0.9	0.8	-	-	1.6	3.2	1.5	2.6	11.0	14.8	30.8	58.2	120.6	58.8	132.9	208.6	12.5	19.66	1.74	33.5
All	5.5	0.8	2.3	8.1	6.4	29.2	59.6	76.0	122.5	241.4	351.9	523.9	728.6	534.9	841.9	929.3	102.3	153.7	4.77	303.5

* O&U includes the Sites (ICD-10: C26, C39, C48, C75, C76, C77, C78, C79, C80, C97)

TABLE MIZ-5(a): Number (#) and Proportion (%) of Cancers by Site (ICD-10) and Method of Diagnosis:2009-2010 - Males

MIZORAM STATE

ICD-10	Site	Clinical		Microscopic		X-Ray/Imaging		DCO		Others		Unknown		Total	
		#	%	#	%	#	%	#	%	#	%	#	%	#	%
C00	Lip	-	-	-	-	-	-	-	-	-	-	-	-	-	-
C01-C02	Tongue	1	3.6	23	82.1	1	3.6	1	3.6	2	7.1	-	-	28	100.0
C03-C06	Mouth	1	6.7	13	86.7	1	6.7	-	-	-	-	-	-	15	100.0
C07-C08	Salivary Gland	-	-	6	100.0	-	-	-	-	-	-	-	-	6	100.0
C09	Tonsil	-	-	5	83.3	1	16.7	-	-	-	-	-	-	6	100.0
C10	Oth. Oropharynx	-	-	3	60.0	1	20.0	-	-	1	20.0	-	-	5	100.0
C11	Nasopharynx	2	5.1	34	87.2	1	2.6	1	2.6	1	2.6	-	-	39	100.0
C12-C13	Hypopharynx	-	-	57	89.1	4	6.3	-	-	3	4.7	-	-	64	100.0
C14	Pharynx Unspecified	1	5.9	4	23.5	-	-	7	41.2	5	29.4	-	-	17	100.0
C15	Oesophagus	4	2.0	163	81.9	9	4.5	6	3.0	17	8.5	-	-	199	100.0
C16	Stomach	8	2.5	235	72.5	7	2.2	22	6.8	51	15.7	1	0.3	324	100.0
C17	Small Intestine	-	-	1	50.0	-	-	-	-	1	50.0	-	-	2	100.0
C18	Colon	-	-	12	70.6	2	11.8	-	-	3	17.6	-	-	17	100.0
C19-C20	Rectum	1	2.7	32	86.5	2	5.4	-	-	2	5.4	-	-	37	100.0
C21	Anus & Anal Canal	-	-	-	-	-	-	-	-	-	-	-	-	-	-
C22	Liver	4	6.6	27	44.3	8	13.1	12	19.7	10	16.4	-	-	61	100.0
C23-C24	Gallbladder etc.	-	-	6	33.3	3	16.7	2	11.1	7	38.9	-	-	18	100.0
C25	Pancreas	-	-	1	7.1	8	57.1	1	7.1	4	28.6	-	-	14	100.0
C30-C31	Nose, Sinuses etc.	-	-	1	50.0	-	-	-	-	-	-	1	50.0	2	100.0
C32	Larynx	4	10.5	26	68.4	1	2.6	-	-	7	18.4	-	-	38	100.0
C33-C34	Lung etc.	9	4.7	121	63.4	16	8.4	17	8.9	28	14.7	-	-	191	100.0
C37-C38	Other Thoracic Organs	-	-	1	100.0	-	-	-	-	-	-	-	-	1	100.0
C40-C41	Bone	-	-	5	55.6	-	-	2	22.2	2	22.2	-	-	9	100.0
C43	Melanoma of Skin	-	-	-	-	-	-	-	-	-	-	-	-	-	-
C44	Other Skin	-	-	13	100.0	-	-	-	-	-	-	-	-	13	100.0
C45	Mesothelioma	-	-	-	-	-	-	-	-	-	-	-	-	-	-
C46	Kaposi Sarcoma	-	-	-	-	-	-	-	-	-	-	-	-	-	-
C47+C49	Conn. & Soft Tissue	-	-	3	100.0	-	-	-	-	-	-	-	-	3	100.0
C50	Breast	-	-	-	-	-	-	1	100.0	-	-	-	-	1	100.0
C60	Penis	-	-	6	100.0	-	-	-	-	-	-	-	-	6	100.0
C61	Prostate	2	20.0	4	40.0	3	30.0	-	-	-	-	1	10.0	10	100.0
C62	Testis	-	-	1	100.0	-	-	-	-	-	-	-	-	1	100.0
C63	Other Male Genital	-	-	-	-	-	-	-	-	-	-	-	-	-	-
C64	Kidney etc.	-	-	4	80.0	-	-	-	-	1	20.0	-	-	5	100.0
C65	Renal Pelvis	-	-	-	-	-	-	-	-	-	-	-	-	-	-
C66	Ureter	-	-	-	-	-	-	-	-	-	-	-	-	-	-
C67	Bladder	-	-	8	53.3	4	26.7	1	6.7	2	13.3	-	-	15	100.0
C68	Uns. Urinary Organs	-	-	-	-	-	-	-	-	-	-	-	-	-	-
C69	Eye	-	-	-	-	1	100.0	-	-	-	-	-	-	1	100.0
C70-C72	Brain, Nervous System	1	14.3	1	14.3	1	14.3	1	14.3	3	42.9	-	-	7	100.0
C73	Thyroid	-	-	8	72.7	1	9.1	-	-	1	9.1	1	9.1	11	100.0
C74	Adrenal Gland	-	-	-	-	1	100.0	-	-	-	-	-	-	1	100.0
C81	Hodgkins Disease	-	-	-	-	-	-	-	-	-	-	-	-	-	-
C82-C85,C96	NHL	-	-	20	100.0	-	-	-	-	-	-	-	-	20	100.0
C88	Malig lmn. Prol D	-	-	-	-	-	-	-	-	-	-	-	-	-	-
C90	Multiple Myeloma	-	-	1	50.0	-	-	-	-	1	50.0	-	-	2	100.0
C91	Lymphoid Leuk.	-	-	5	100.0	-	-	-	-	-	-	-	-	5	100.0
C92-C94	Myeloid Leukaemia	-	-	15	100.0	-	-	-	-	-	-	-	-	15	100.0
C95	Leukaemia Uns	-	-	6	85.7	-	-	1	14.3	-	-	-	-	7	100.0
O&U*	Other and Uns	3	1.9	31	19.4	3	1.9	121	75.6	1	0.6	1	0.6	160	100.0
	All Sites	41	3.0	902	65.6	79	5.7	196	14.2	153	11.1	5	0.4	1376	100.0

* O&U includes the Sites (ICD-10: C26, C39, C48, C75, C76, C77, C78, C79, C80, C97)

TABLE MIZ-5(b): Number (#) and Proportion (%) of Cancers by Site (ICD-10) and Method of Diagnosis:2009-2010 - Females

MIZORAM STATE

ICD-10	Site	Clinical		Microscopic		X-Ray/Imaging		DCO		Others		Unknown		Total	
		#	%	#	%	#	%	#	%	#	%	#	%	#	%
C00	Lip	-	-	-	-	-	-	-	-	-	-	-	-	-	-
C01-C02	Tongue	-	-	3	75.0	-	-	1	25.0	-	-	-	-	4	100.0
C03-C06	Mouth	-	-	5	100.0	-	-	-	-	-	-	-	-	5	100.0
C07-C08	Salivary Gland	-	-	2	100.0	-	-	-	-	-	-	-	-	2	100.0
C09	Tonsil	-	-	4	80.0	-	-	-	-	1	20.0	-	-	5	100.0
C10	Oth. Oropharynx	-	-	1	100.0	-	-	-	-	-	-	-	-	1	100.0
C11	Nasopharynx	-	-	21	84.0	1	4.0	-	-	2	8.0	1	4.0	25	100.0
C12-C13	Hypopharynx	-	-	5	100.0	-	-	-	-	-	-	-	-	5	100.0
C14	Pharynx Unspecified	-	-	-	-	-	-	2	66.7	1	33.3	-	-	3	100.0
C15	Oesophagus	1	2.2	37	82.2	1	2.2	2	4.4	3	6.7	1	2.2	45	100.0
C16	Stomach	1	0.7	101	66.4	5	3.3	22	14.5	22	14.5	1	0.7	152	100.0
C17	Small Intestine	1	25.0	3	75.0	-	-	-	-	-	-	-	-	4	100.0
C18	Colon	1	5.9	11	64.7	1	5.9	1	5.9	3	17.6	-	-	17	100.0
C19-C20	Rectum	2	8.0	21	84.0	1	4.0	-	-	1	4.0	-	-	25	100.0
C21	Anus & Anal Canal	-	-	-	-	-	-	-	-	-	-	-	-	-	-
C22	Liver	4	10.8	16	43.2	3	8.1	7	18.9	7	18.9	-	-	37	100.0
C23-C24	Gallbladder etc.	3	14.3	4	19.0	3	14.3	1	4.8	10	47.6	-	-	21	100.0
C25	Pancreas	1	7.7	3	23.1	6	46.2	-	-	3	23.1	-	-	13	100.0
C30-C31	Nose, Sinuses etc.	-	-	1	50.0	-	-	-	-	1	50.0	-	-	2	100.0
C32	Larynx	-	-	4	80.0	1	20.0	-	-	-	-	-	-	5	100.0
C33-C34	Lung etc.	20	10.7	112	59.9	18	9.6	10	5.3	25	13.4	2	1.1	187	100.0
C37-C38	Other Thoracic Organs	-	-	-	-	-	-	-	-	-	-	-	-	-	-
C40-C41	Bone	-	-	4	50.0	3	37.5	-	-	1	12.5	-	-	8	100.0
C43	Melanoma of Skin	-	-	-	-	-	-	-	-	-	-	-	-	-	-
C44	Other Skin	-	-	18	94.7	-	-	-	-	1	5.3	-	-	19	100.0
C45	Mesothelioma	-	-	-	-	-	-	-	-	-	-	-	-	-	-
C46	Kaposi Sarcoma	-	-	-	-	-	-	-	-	-	-	-	-	-	-
C47+C49	Conn. & Soft Tissue	-	-	1	100.0	-	-	-	-	-	-	-	-	1	100.0
C50	Breast	4	3.2	111	89.5	-	-	4	3.2	4	3.2	1	0.8	124	100.0
C51	Vulva	-	-	2	100.0	-	-	-	-	-	-	-	-	2	100.0
C52	Vagina	-	-	1	100.0	-	-	-	-	-	-	-	-	1	100.0
C53	Cervix Uteri	8	5.5	107	73.3	8	5.5	6	4.1	15	10.3	2	1.4	146	100.0
C54	Corpus Uteri	-	-	14	100.0	-	-	-	-	-	-	-	-	14	100.0
C55	Uterus Unspecified	-	-	2	66.7	1	33.3	-	-	-	-	-	-	3	100.0
C56	Ovary etc.	2	7.1	17	60.7	3	10.7	1	3.6	5	17.9	-	-	28	100.0
C57	Other Female Genital	-	-	-	-	-	-	-	-	-	-	-	-	-	-
C58	Placenta	-	-	1	50.0	-	-	1	50.0	-	-	-	-	2	100.0
C64	Kidney etc.	-	-	-	-	-	-	-	-	2	100.0	-	-	2	100.0
C65	Renal Pelvis	-	-	-	-	-	-	-	-	-	-	-	-	-	-
C66	Ureter	-	-	-	-	-	-	-	-	-	-	-	-	-	-
C67	Bladder	-	-	2	100.0	-	-	-	-	-	-	-	-	2	100.0
C68	Uns. Urinary Organs	-	-	-	-	-	-	-	-	1	100.0	-	-	1	100.0
C69	Eye	-	-	-	-	1	100.0	-	-	-	-	-	-	1	100.0
C70-C72	Brain, Nervous System	1	10.0	-	-	-	-	6	60.0	3	30.0	-	-	10	100.0
C73	Thyroid	1	6.3	13	81.3	1	6.3	-	-	1	6.3	-	-	16	100.0
C74	Adrenal Gland	-	-	-	-	-	-	-	-	-	-	-	-	-	-
C81	Hodgkins Disease	-	-	-	-	-	-	-	-	-	-	-	-	-	-
C82-C85,C96	NHL	-	-	17	94.4	-	-	-	-	1	5.6	-	-	18	100.0
C88	Malig Imn.Prol D	-	-	-	-	-	-	-	-	-	-	-	-	-	-
C90	Multiple Myeloma	-	-	1	50.0	1	50.0	-	-	-	-	-	-	2	100.0
C91	Lymphoid Leuk.	-	-	2	100.0	-	-	-	-	-	-	-	-	2	100.0
C92-C94	Myeloid Leukaemia	-	-	6	100.0	-	-	-	-	-	-	-	-	6	100.0
C95	Leukaemia Uns	-	-	5	83.3	-	-	1	16.7	-	-	-	-	6	100.0
O&U*	Other and Uns	4	3.0	27	20.0	1	0.7	99	73.3	4	3.0	-	-	135	100.0
	All Sites	54	4.9	705	63.7	59	5.3	164	14.8	117	10.6	8	0.7	1107	100.0

* O&U includes the Sites (ICD-10: C26, C39, C48, C75, C76, C77, C78, C79, C80, C97)

TABLE MIZ-6(a): Number (#) and Proportion (%) of Cancers by Site (ICD-10) and Detailed Microscopic Diagnosis:2009-2010 - Males

MIZORAM STATE

ICD-10	Site	Pri. Hist		Sec. Hist		Cytology		Blood Film		Bone Marrow		Others		Total	
		#	%	#	%	#	%	#	%	#	%	#	%	#	%
C00	Lip	-	-	-	-	-	-	-	-	-	-	-	-	-	-
C01-C02	Tongue	21	75.0	-	-	2	7.1	-	-	-	-	5	17.9	28	100.0
C03-C06	Mouth	12	80.0	-	-	1	6.7	-	-	-	-	2	13.3	15	100.0
C07-C08	Salivary Gland	4	66.7	-	-	2	33.3	-	-	-	-	-	-	6	100.0
C09	Tonsil	5	83.3	-	-	-	-	-	-	-	-	1	16.7	6	100.0
C10	Oth. Oropharynx	3	60.0	-	-	-	-	-	-	-	-	2	40.0	5	100.0
C11	Nasopharynx	23	59.0	-	-	11	28.2	-	-	-	-	5	12.8	39	100.0
C12-C13	Hypopharynx	48	75.0	1	1.6	8	12.5	-	-	-	-	7	10.9	64	100.0
C14	Pharynx Unspecified	3	17.6	-	-	1	5.9	-	-	-	-	13	76.5	17	100.0
C15	Oesophagus	150	75.4	-	-	13	6.5	-	-	-	-	36	18.1	199	100.0
C16	Stomach	228	70.4	-	-	7	2.2	-	-	-	-	89	27.5	324	100.0
C17	Small Intestine	1	50.0	-	-	-	-	-	-	-	-	1	50.0	2	100.0
C18	Colon	12	70.6	-	-	-	-	-	-	-	-	5	29.4	17	100.0
C19-C20	Rectum	32	86.5	-	-	-	-	-	-	-	-	5	13.5	37	100.0
C21	Anus & Anal Canal	-	-	-	-	-	-	-	-	-	-	-	-	-	-
C22	Liver	3	4.9	-	-	24	39.3	-	-	-	-	34	55.7	61	100.0
C23-C24	Gallbladder etc.	6	33.3	-	-	-	-	-	-	-	-	12	66.7	18	100.0
C25	Pancreas	-	-	-	-	1	7.1	-	-	-	-	13	92.9	14	100.0
C30-C31	Nose, Sinuses etc.	1	50.0	-	-	-	-	-	-	-	-	1	50.0	2	100.0
C32	Larynx	24	63.2	-	-	2	5.3	-	-	-	-	12	31.6	38	100.0
C33-C34	Lung etc.	46	24.1	-	-	75	39.3	-	-	-	-	70	36.6	191	100.0
C37-C38	Other Thoracic Organs	-	-	-	-	1	100.0	-	-	-	-	-	-	1	100.0
C40-C41	Bone	4	44.4	-	-	1	11.1	-	-	-	-	4	44.4	9	100.0
C43	Melanoma of Skin	-	-	-	-	-	-	-	-	-	-	-	-	-	-
C44	Other Skin	13	100.0	-	-	-	-	-	-	-	-	-	-	13	100.0
C45	Mesothelioma	-	-	-	-	-	-	-	-	-	-	-	-	-	-
C46	Kaposi Sarcoma	-	-	-	-	-	-	-	-	-	-	-	-	-	-
C47+C49	Conn. & Soft Tissue	2	66.7	-	-	1	33.3	-	-	-	-	-	-	3	100.0
C50	Breast	-	-	-	-	-	-	-	-	-	-	1	100.0	1	100.0
C60	Penis	6	100.0	-	-	-	-	-	-	-	-	-	-	6	100.0
C61	Prostate	4	40.0	-	-	-	-	-	-	-	-	6	60.0	10	100.0
C62	Testis	-	-	-	-	1	100.0	-	-	-	-	-	-	1	100.0
C63	Other Male Genital	-	-	-	-	-	-	-	-	-	-	-	-	-	-
C64	Kidney etc.	2	40.0	-	-	2	40.0	-	-	-	-	1	20.0	5	100.0
C65	Renal Pelvis	-	-	-	-	-	-	-	-	-	-	-	-	-	-
C66	Ureter	-	-	-	-	-	-	-	-	-	-	-	-	-	-
C67	Bladder	7	46.7	-	-	1	6.7	-	-	-	-	7	46.7	15	100.0
C68	Uns. Urinary Organs	-	-	-	-	-	-	-	-	-	-	-	-	-	-
C69	Eye	-	-	-	-	-	-	-	-	-	-	1	100.0	1	100.0
C70-C72	Brain, Nervous System	1	14.3	-	-	-	-	-	-	-	-	6	85.7	7	100.0
C73	Thyroid	6	54.5	-	-	2	18.2	-	-	-	-	3	27.3	11	100.0
C74	Adrenal Gland	-	-	-	-	-	-	-	-	-	-	1	100.0	1	100.0
C81	Hodgkins Disease	-	-	-	-	-	-	-	-	-	-	-	-	-	-
C82-C85,C96	NHL	7	35.0	-	-	9	45.0	-	-	4	20.0	-	-	20	100.0
C88	Malig Imn.Prol	D	-	-	-	-	-	-	-	-	-	-	-	-	-
C90	Multiple Myeloma	-	-	-	-	-	-	1	50.0	-	-	1	50.0	2	100.0
C91	Lymphoid Leuk.	-	-	-	-	-	-	3	60.0	2	40.0	-	-	5	100.0
C92-C94	Myeloid Leukaemia	-	-	-	-	-	-	8	53.3	7	46.7	-	-	15	100.0
C95	Leukaemia Uns	-	-	-	-	-	-	4	57.1	2	28.6	1	14.3	7	100.0
O&U*	Other and Uns	6	3.8	1	0.6	24	15.0	-	-	-	-	129	80.6	160	100.0
	All Sites	680	49.4	2	0.1	189	13.7	16	1.2	15	1.1	474	34.4	1376	100.0

* O&U includes the Sites (ICD-10: C26, C39, C48, C75, C76, C77, C78, C79, C80, C97)

TABLE MIZ-6(b): Number (#) and Proportion (%) of Cancers by Site (ICD-10) and Detailed Microscopic Diagnosis:2009-2010 - Females

MIZORAM STATE

ICD-10	Site	Pri. Hist		Sec. Hist		Cytology		Blood Film		Bone Marrow		Others		Total	
		#	%	#	%	#	%	#	%	#	%	#	%	#	%
C00	Lip	-	-	-	-	-	-	-	-	-	-	-	-	-	-
C01-C02	Tongue	3	75.0	-	-	-	-	-	-	-	-	1	25.0	4	100.0
C03-C06	Mouth	4	80.0	-	-	1	20.0	-	-	-	-	-	-	5	100.0
C07-C08	Salivary Gland	1	50.0	-	-	1	50.0	-	-	-	-	-	-	2	100.0
C09	Tonsil	4	80.0	-	-	-	-	-	-	-	-	1	20.0	5	100.0
C10	Oth. Oropharynx	1	100.0	-	-	-	-	-	-	-	-	-	-	1	100.0
C11	Nasopharynx	15	60.0	1	4.0	5	20.0	-	-	-	-	4	16.0	25	100.0
C12-C13	Hypopharynx	2	40.0	-	-	3	60.0	-	-	-	-	-	-	5	100.0
C14	Pharynx Unspecified	-	-	-	-	-	-	-	-	-	-	3	100.0	3	100.0
C15	Oesophagus	32	71.1	-	-	5	11.1	-	-	-	-	8	17.8	45	100.0
C16	Stomach	93	61.2	2	1.3	6	3.9	-	-	-	-	51	33.6	152	100.0
C17	Small Intestine	3	75.0	-	-	-	-	-	-	-	-	1	25.0	4	100.0
C18	Colon	11	64.7	-	-	-	-	-	-	-	-	6	35.3	17	100.0
C19-C20	Rectum	20	80.0	-	-	1	4.0	-	-	-	-	4	16.0	25	100.0
C21	Anus & Anal Canal	-	-	-	-	-	-	-	-	-	-	-	-	-	-
C22	Liver	3	8.1	-	-	13	35.1	-	-	-	-	21	56.8	37	100.0
C23-C24	Gallbladder etc.	3	14.3	-	-	1	4.8	-	-	-	-	17	81.0	21	100.0
C25	Pancreas	1	7.7	-	-	2	15.4	-	-	-	-	10	76.9	13	100.0
C30-C31	Nose, Sinuses etc.	1	50.0	-	-	-	-	-	-	-	-	1	50.0	2	100.0
C32	Larynx	4	80.0	-	-	-	-	-	-	-	-	1	20.0	5	100.0
C33-C34	Lung etc.	31	16.6	-	-	81	43.3	-	-	-	-	75	40.1	187	100.0
C37-C38	Other Thoracic Organs	-	-	-	-	-	-	-	-	-	-	-	-	-	-
C40-C41	Bone	2	25.0	-	-	2	25.0	-	-	-	-	4	50.0	8	100.0
C43	Melanoma of Skin	-	-	-	-	-	-	-	-	-	-	-	-	-	-
C44	Other Skin	18	94.7	-	-	-	-	-	-	-	-	1	5.3	19	100.0
C45	Mesothelioma	-	-	-	-	-	-	-	-	-	-	-	-	-	-
C46	Kaposi Sarcoma	-	-	-	-	-	-	-	-	-	-	-	-	-	-
C47+C49	Conn. & Soft Tissue	1	100.0	-	-	-	-	-	-	-	-	-	-	1	100.0
C50	Breast	68	54.8	-	-	42	33.9	-	-	1	0.8	13	10.5	124	100.0
C51	Vulva	1	50.0	-	-	1	50.0	-	-	-	-	-	-	2	100.0
C52	Vagina	1	100.0	-	-	-	-	-	-	-	-	-	-	1	100.0
C53	Cervix Uteri	106	72.6	-	-	-	-	1	0.7	-	-	39	26.7	146	100.0
C54	Corpus Uteri	14	100.0	-	-	-	-	-	-	-	-	-	-	14	100.0
C55	Uterus Unspecified	2	66.7	-	-	-	-	-	-	-	-	1	33.3	3	100.0
C56	Ovary etc.	14	50.0	-	-	3	10.7	-	-	-	-	11	39.3	28	100.0
C57	Other Female Genital	-	-	-	-	-	-	-	-	-	-	-	-	-	-
C58	Placenta	1	50.0	-	-	-	-	-	-	-	-	1	50.0	2	100.0
C64	Kidney etc.	-	-	-	-	-	-	-	-	-	-	2	100.0	2	100.0
C65	Renal Pelvis	-	-	-	-	-	-	-	-	-	-	-	-	-	-
C66	Ureter	-	-	-	-	-	-	-	-	-	-	-	-	-	-
C67	Bladder	2	100.0	-	-	-	-	-	-	-	-	-	-	2	100.0
C68	Uns.Urinary Organs	-	-	-	-	-	-	-	-	-	-	1	100.0	1	100.0
C69	Eye	-	-	-	-	-	-	-	-	-	-	1	100.0	1	100.0
C70-C72	Brain, Nervous System	-	-	-	-	-	-	-	-	-	-	10	100.0	10	100.0
C73	Thyroid	10	62.5	-	-	3	18.8	-	-	-	-	3	18.8	16	100.0
C74	Adrenal Gland	-	-	-	-	-	-	-	-	-	-	-	-	-	-
C81	Hodgkins Disease	-	-	-	-	-	-	-	-	-	-	-	-	-	-
C82-C85,C96	NHL	10	55.6	-	-	4	22.2	1	5.6	2	11.1	1	5.6	18	100.0
C88	Malig Imn.Prol D	-	-	-	-	-	-	-	-	-	-	-	-	-	-
C90	Multiple Myeloma	-	-	-	-	-	-	-	-	1	50.0	1	50.0	2	100.0
C91	Lymphoid Leuk.	-	-	-	-	-	-	1	50.0	1	50.0	-	-	2	100.0
C92-C94	Myeloid Leukaemia	-	-	-	-	-	-	2	33.3	4	66.7	-	-	6	100.0
C95	Leukaemia Uns	-	-	-	-	-	-	4	66.7	1	16.7	1	16.7	6	100.0
O&U*	Other and Uns	8	5.9	-	-	19	14.1	-	-	-	-	108	80.0	135	100.0
	All Sites	490	44.3	3	0.3	193	17.4	9	0.8	10	0.9	402	36.3	1107	100.0

* O&U includes the Sites (ICD-10: C26, C39, C48, C75, C76, C77, C78, C79, C80, C97)

TABLE MIZ-7(a): Number of Cancer Deaths by Five Year Age Group and Site (ICD-10):2009-2010 – Males

%= Relative Proportion of Cancers of All Sites.

MIZORAM STATE

ICD-10	Site	0-4	5-9	10-14	15-19	20-24	25-29	30-34	35-39	40-44	45-49	50-54	55-59	60-64	65-69	70-74	75+	Unkn	Total	%
C00	Lip	-	-	-	-	-	-	-	-	-	-	-	-	-	-	-	-	-	-	-
C01-C02	Tongue	-	-	-	-	-	-	-	-	2	1	2	-	1	2	-	-	-	8	1.00
C03-C06	Mouth	-	-	-	-	-	-	1	-	-	2	2	-	-	1	1	-	-	7	0.88
C07-C08	Salivary Gland	-	-	-	-	-	-	-	-	-	-	-	-	-	-	-	-	-	-	-
C09	Tonsil	-	-	-	-	-	-	-	-	-	1	-	1	2	-	-	-	-	4	0.50
C10	Oth. Oropharynx	-	-	-	-	-	-	-	-	-	-	1	-	-	-	-	1	-	2	0.25
C11	Nasopharynx	-	-	-	-	-	-	1	-	1	1	3	2	2	2	2	1	-	15	1.88
C12-C13	Hypopharynx	-	-	-	-	-	-	-	-	2	2	5	3	5	1	1	1	-	20	2.51
C14	Pharynx Unspecified	1	-	-	-	2	-	1	-	-	4	-	1	2	1	-	1	-	13	1.63
C15	Oesophagus	-	-	-	-	-	-	1	-	13	17	23	14	11	10	3	7	-	99	12.41
C16	Stomach	-	-	-	-	-	-	4	1	5	11	25	24	31	37	24	36	-	198	24.81
C17	Small Intestine	-	-	-	-	-	-	-	-	-	-	-	-	-	1	-	1	-	2	0.25
C18	Colon	-	-	-	-	-	-	-	-	-	1	-	2	1	1	-	-	-	5	0.63
C19-C20	Rectum	-	-	-	-	-	-	-	-	1	-	1	4	1	2	2	5	1	17	2.13
C21	Anus & Anal Canal	-	-	-	-	-	-	-	-	-	-	-	-	-	-	-	-	-	-	-
C22	Liver	-	-	-	-	-	4	1	4	3	2	5	4	4	3	8	6	-	44	5.51
C23-C24	Gallbladder etc.	-	-	-	-	-	-	-	1	-	-	-	-	1	2	1	3	-	8	1.00
C25	Pancreas	-	-	-	-	-	-	-	1	-	1	1	-	-	2	1	1	-	7	0.88
C30-C31	Nose, Sinuses etc.	-	-	-	-	-	-	-	-	-	-	-	-	-	-	-	-	-	-	-
C32	Larynx	-	-	-	-	-	-	-	-	-	1	1	2	2	2	-	-	-	8	1.00
C33-C34	Lung etc.	-	-	-	-	-	-	-	1	2	6	10	12	15	16	16	25	-	103	12.91
C37-C38	Other Thoracic Organs	-	-	-	-	-	-	-	-	-	-	-	-	-	-	-	-	-	-	-
C40-C41	Bone	-	-	-	1	-	1	-	1	-	-	-	1	-	-	-	1	-	5	0.63
C43	Melanoma of Skin	-	-	-	-	-	-	-	-	-	-	-	-	-	-	-	-	-	-	-
C44	Other Skin	-	-	-	1	-	-	-	-	-	-	-	-	-	-	1	2	-	4	0.50
C45	Mesothelioma	-	-	-	-	-	-	-	-	-	-	-	-	-	-	-	-	-	-	-
C46	Kaposi Sarcoma	-	-	-	-	-	-	-	-	-	-	-	-	-	-	-	-	-	-	-
C47 + C49	Conn. & Soft Tissue	-	-	-	-	-	-	-	-	-	-	-	-	-	-	-	1	-	1	0.13
C50	Breast	-	-	-	-	-	-	-	-	-	-	-	-	1	-	-	-	-	1	0.13
C60	Penis	-	-	-	-	-	-	-	-	-	-	-	-	-	-	-	1	-	1	0.13
C61	Prostate	-	-	-	-	-	-	-	-	-	-	-	-	-	1	-	1	-	2	0.25
C62	Testis	-	-	-	-	-	-	-	-	-	-	-	2	-	-	-	-	-	2	0.25
C63	Other Male Genital	-	-	-	-	-	-	-	-	-	-	-	-	-	-	-	1	-	1	0.13
C64	Kidney etc.	1	-	-	-	-	-	-	-	-	-	-	1	-	-	-	-	-	2	0.25
C65	Renal Pelvis	-	-	-	-	-	-	-	-	-	-	-	-	-	-	-	-	-	-	-
C66	Ureter	-	-	-	-	-	-	-	-	-	-	-	-	-	-	-	-	-	-	-
C67	Bladder	-	-	-	-	-	-	-	-	-	-	-	-	2	-	-	2	-	4	0.50
C68	Uns. Urinary Organs	-	-	-	-	-	-	-	-	-	-	-	-	-	1	-	-	-	1	0.13
C69	Eye	-	-	-	-	-	-	-	-	-	-	-	-	-	-	-	1	-	1	0.13
C70-C72	Brain, Nervous System	-	-	-	-	-	-	-	-	-	1	1	1	-	2	1	1	-	7	0.88
C73	Thyroid	-	-	-	-	1	-	-	-	-	-	-	1	-	1	2	1	-	6	0.75
C74	Adrenal Gland	-	-	-	-	-	-	-	-	-	-	-	-	-	-	-	-	-	-	-
C81	Hodgkins Disease	-	-	-	-	-	-	-	-	-	-	-	-	-	-	-	-	-	-	-
C82-C85,C96	NHL	1	2	1	2	-	2	-	2	1	2	1	2	-	3	-	-	-	19	2.38
C88	Malig Imn.Prol D	-	-	-	-	-	-	-	-	-	-	-	-	-	-	-	-	-	-	-
C90	Multiple Myeloma	-	-	-	-	-	-	-	-	-	-	-	-	-	-	-	-	-	-	-
C91	Lymphoid Leuk.	-	-	-	-	-	1	-	-	-	-	-	-	-	-	-	-	-	1	0.13
C92-C94	Myeloid Leukaemia	-	-	-	-	1	2	-	-	-	2	1	-	-	-	-	1	-	7	0.88
C95	Leukaemia Uns	-	2	1	1	1	-	-	-	1	1	-	-	-	1	-	-	-	8	1.00
O&U*	Other and Uns	-	2	-	1	1	2	2	4	10	15	22	18	19	15	22	32	-	165	20.68
	All Sites	3	6	2	6	6	12	11	15	41	71	104	95	100	107	85	133	1	798	100.00

* O&U includes the Sites (ICD-10: C26, C39, C48, C75, C76, C77, C78, C79, C80, C97)

TABLE MIZ-7(b): Number of Cancer Deaths by Five Year Age Group and Site (ICD-10):2009-2010 – Females

%= Relative Proportion of Cancers of All Sites.

MIZORAM STATE

ICD-10	Site	0-4	5-9	10-14	15-19	20-24	25-29	30-34	35-39	40-44	45-49	50-54	55-59	60-64	65-69	70-74	75+	Unkn	Total	%
C00	Lip	-	-	-	-	-	-	-	-	-	-	-	-	-	-	-	-	-	-	-
C01-C02	Tongue	-	-	-	-	-	-	-	1	1	-	-	-	-	1	-	-	-	3	0.56
C03-C06	Mouth	-	-	-	-	-	-	-	-	1	-	-	-	-	-	-	-	-	1	0.19
C07-C08	Salivary Gland	-	-	-	-	-	-	1	-	-	-	-	-	-	-	-	-	-	1	0.19
C09	Tonsil	-	-	-	-	-	-	-	1	1	-	-	-	-	-	-	1	-	3	0.56
C10	Oth. Oropharynx	-	-	-	-	-	-	-	-	-	-	1	-	-	-	-	1	-	2	0.38
C11	Nasopharynx	-	-	-	-	-	-	-	-	1	1	1	2	2	1	-	-	-	8	1.50
C12-C13	Hypopharynx	-	-	-	-	-	-	-	-	-	-	-	-	-	1	-	-	-	1	0.19
C14	Pharynx Unspecified	-	-	-	-	-	-	-	-	-	-	-	1	-	2	-	-	-	3	0.56
C15	Oesophagus	-	-	-	-	-	-	-	-	5	2	5	2	-	-	-	5	-	19	3.57
C16	Stomach	-	-	-	-	2	1	2	2	3	9	9	14	12	14	22	-	-	90	16.92
C17	Small Intestine	-	-	-	-	1	-	-	-	-	1	-	-	1	-	1	-	-	4	0.75
C18	Colon	-	-	-	-	-	1	-	-	1	1	1	1	2	-	-	-	-	7	1.32
C19-C20	Rectum	-	-	-	-	-	1	-	1	2	-	-	1	-	-	-	1	-	6	1.13
C21	Anus & Anal Canal	-	-	-	-	-	-	-	-	-	-	-	1	-	-	-	-	-	1	0.19
C22	Liver	-	-	-	-	-	-	1	-	3	2	3	3	2	2	2	4	-	22	4.14
C23-C24	Gallbladder etc.	-	-	-	-	-	-	-	-	-	-	2	-	3	1	3	2	-	11	2.07
C25	Pancreas	-	-	-	-	-	-	-	-	-	-	1	1	2	1	2	1	-	8	1.50
C30-C31	Nose, Sinuses etc.	-	-	-	-	-	-	-	-	-	-	-	-	-	1	-	-	-	1	0.19
C32	Larynx	-	-	-	-	-	-	-	-	-	-	-	1	-	-	2	-	-	3	0.56
C33-C34	Lung etc.	-	-	-	-	-	3	1	1	1	1	4	14	15	12	16	22	-	90	16.92
C37-C38	Other Thoracic Organs	-	-	-	-	-	-	-	-	-	-	-	-	-	-	-	-	-	-	-
C40-C41	Bone	-	-	-	-	-	-	1	-	1	-	-	1	-	-	-	1	-	4	0.75
C43	Melanoma of Skin	-	-	-	-	-	-	-	-	-	-	-	-	-	-	-	-	-	-	-
C44	Other Skin	-	-	-	-	1	-	-	-	-	-	-	1	-	-	-	-	-	2	0.38
C45	Mesothelioma	-	-	-	-	-	-	-	-	-	-	-	-	-	-	-	-	-	-	-
C46	Kaposi Sarcoma	-	-	-	-	-	-	-	-	-	-	-	-	-	-	-	-	-	-	-
C47+C49	Conn. & Soft Tissue	-	-	-	-	1	-	-	-	-	-	-	-	-	1	-	-	-	2	0.38
C50	Breast	-	-	-	-	-	1	2	2	2	6	5	3	6	2	-	1	-	30	5.64
C51	Vulva	-	-	-	-	-	-	-	-	-	-	-	-	-	-	-	-	-	-	-
C52	Vagina	-	-	-	-	-	-	-	-	-	-	-	-	-	-	-	-	-	-	-
C53	Cervix Uteri	-	-	-	-	-	1	5	2	7	5	6	3	5	2	2	3	-	41	7.71
C54	Corpus Uteri	-	-	-	-	-	-	1	1	-	-	1	-	-	1	-	-	-	4	0.75
C55	Uterus Unspecified	-	-	-	-	-	-	-	-	-	-	2	-	-	-	1	-	-	3	0.56
C56	Ovary etc.	-	-	-	-	-	-	-	1	1	2	2	2	3	1	-	-	-	12	2.26
C57	Other Female Genital	-	-	-	1	-	-	-	-	-	-	-	-	-	-	-	-	-	1	0.19
C58	Placenta	-	-	-	-	-	1	-	-	-	-	-	-	-	-	-	-	-	1	0.19
C64	Kidney etc.	1	-	-	-	-	-	-	-	-	-	-	-	-	-	-	-	-	1	0.19
C65	Renal Pelvis	-	-	-	-	-	-	-	-	-	-	-	-	-	-	-	-	-	-	-
C66	Ureter	-	-	-	-	-	-	-	-	-	-	-	-	-	-	-	-	-	-	-
C67	Bladder	-	-	-	-	-	-	-	1	-	-	-	-	2	1	1	2	-	7	1.32
C68	Uns.Urinary Organs	1	-	-	-	-	-	-	-	-	-	-	-	-	-	-	-	-	1	0.19
C69	Eye	-	-	-	-	-	-	-	-	-	-	-	-	-	-	-	-	-	-	-
C70-C72	Brain, NS	-	-	-	1	-	-	3	-	-	3	-	-	-	-	-	2	-	9	1.69
C73	Thyroid	-	-	-	-	-	-	-	-	1	1	-	-	1	-	1	4	-	8	1.50
C74	Adrenal Gland	-	-	-	-	-	-	-	-	-	-	-	-	-	-	-	-	-	-	-
C81	Hodgkins Disease	-	-	-	-	-	-	-	-	-	-	-	-	-	-	-	-	-	-	-
C82-C85,C96	NHL	1	-	-	-	-	-	-	-	1	-	-	-	2	-	1	-	-	5	0.94
C88	Malig Imn.Prol D	-	-	-	-	-	-	-	-	-	-	-	-	-	-	-	-	-	-	-
C90	Multiple Myeloma	-	-	-	-	-	-	-	-	-	-	-	-	-	-	-	-	-	-	-
C91	Lymphoid Leuk.	-	-	-	-	-	-	-	-	-	-	-	-	-	-	-	-	-	-	-
C92-C94	Myeloid Leukaemia	1	-	-	-	-	-	-	-	-	-	1	-	-	-	-	-	-	2	0.38
C95	Leukaemia Uns	-	-	1	-	-	2	-	-	1	-	1	1	-	-	-	1	-	7	1.32
O&U*	Other and Uns	1	-	-	-	1	2	1	1	4	4	11	12	21	6	18	26	-	108	20.30
	All Sites	5	-	1	2	4	14	17	14	29	34	53	61	82	49	67	100	-	532	100.00

* O&U includes the Sites (ICD-10: C26, C39, C48, C75, C76, C77, C78, C79, C80, C97)

TABLE MIZ-8(a): Average Annual Age Specific, Crude (CR), Age Adjusted (AAR) (with Standard Error (SE)) and Truncated (35-64 Yrs) (TR) Mortality Rate per 100,000 population:2009-2010 - Males
MIZORAM STATE

ICD-10	0-4	5-9	10-14	15-19	20-24	25-29	30-34	35-39	40-44	45-49	50-54	55-59	60-64	65-69	70-74	>75	CR	AAR	SE	TR
C00	-	-	-	-	-	-	-	-	-	-	-	-	-	-	-	-	-	-	-	-
C01-C02	-	-	-	-	-	-	-	-	3.0	2.0	4.4	-	4.9	11.4	-	-	0.7	1.1	0.39	2.3
C03-C06	-	-	-	-	-	-	1.3	-	-	3.9	4.4	-	-	5.7	7.0	-	0.6	0.8	0.33	1.5
C07-C08	-	-	-	-	-	-	-	-	-	-	-	-	-	-	-	-	-	-	-	-
C09	-	-	-	-	-	-	-	-	-	2.0	-	3.6	9.9	-	-	-	0.4	0.7	0.34	2.1
C10	-	-	-	-	-	-	-	-	-	-	2.2	-	-	-	-	6.9	0.2	0.2	0.18	0.4
C11	-	-	-	-	-	-	1.3	-	1.5	2.0	6.6	7.3	9.9	11.4	14.1	6.9	1.3	2.1	0.55	4.0
C12-C13	-	-	-	-	-	-	-	-	3.0	3.9	11.1	10.9	24.7	5.7	7.0	6.9	1.8	2.8	0.66	7.7
C14	0.9	-	-	-	1.6	-	1.3	-	-	7.9	-	3.6	9.9	5.7	-	6.9	1.1	1.6	0.48	3.3
C15	-	-	-	-	-	-	1.3	-	19.5	33.5	50.8	51.0	54.3	56.8	21.1	48.1	8.7	13.1	1.36	32.1
C16	-	-	-	-	-	-	5.1	1.2	7.5	21.7	55.3	87.5	153.0	210.3	168.9	247.3	17.3	29.1	2.11	45.8
C17	-	-	-	-	-	-	-	-	-	-	-	-	-	5.7	-	6.9	0.2	0.3	0.22	-
C18	-	-	-	-	-	-	-	-	-	2.0	-	7.3	4.9	5.7	-	-	0.4	0.8	0.35	2.0
C19-C20	-	-	-	-	-	-	-	-	1.5	-	2.2	14.6	4.9	11.4	14.1	34.3	1.5	2.3	0.58	3.2
C21	-	-	-	-	-	-	-	-	-	-	-	-	-	-	-	-	-	-	-	-
C22	-	-	-	-	-	4.0	1.3	4.8	4.5	3.9	11.1	14.6	19.7	17.1	56.3	41.2	3.9	5.6	0.87	8.8
C23-C24	-	-	-	-	-	-	-	1.2	-	-	-	-	4.9	11.4	7.0	20.6	0.7	1.2	0.42	0.9
C25	-	-	-	-	-	-	-	1.2	-	2.0	2.2	-	-	11.4	7.0	6.9	0.6	0.9	0.36	1.0
C30-C31	-	-	-	-	-	-	-	-	-	-	-	-	-	-	-	-	-	-	-	-
C32	-	-	-	-	-	-	-	-	-	2.0	2.2	7.3	9.9	11.4	-	-	0.7	1.3	0.45	3.0
C33-C34	-	-	-	-	-	-	-	1.2	3.0	11.8	22.1	43.7	74.0	90.9	112.6	171.7	9.0	15.2	1.52	21.9
C37-C38	-	-	-	-	-	-	-	-	-	-	-	-	-	-	-	-	-	-	-	-
C40-C41	-	-	-	0.8	-	1.0	-	1.2	-	-	-	3.6	-	-	-	6.9	0.4	0.5	0.24	0.7
C43	-	-	-	-	-	-	-	-	-	-	-	-	-	-	-	-	-	-	-	-
C44	-	-	-	0.8	-	-	-	-	-	-	-	-	-	-	7.0	13.7	0.4	0.5	0.25	-
C45	-	-	-	-	-	-	-	-	-	-	-	-	-	-	-	-	-	-	-	-
C46	-	-	-	-	-	-	-	-	-	-	-	-	-	-	-	-	-	-	-	-
C47+C49	-	-	-	-	-	-	-	-	-	-	-	-	-	-	-	6.9	0.1	0.1	0.14	-
C50	-	-	-	-	-	-	-	-	-	-	-	-	4.9	-	-	-	0.1	0.2	0.20	0.6
C60	-	-	-	-	-	-	-	-	-	-	-	-	-	-	-	6.9	0.1	0.1	0.14	-
C61	-	-	-	-	-	-	-	-	-	-	-	-	-	5.7	-	6.9	0.2	0.3	0.22	-
C62	-	-	-	-	-	-	-	-	-	-	-	7.3	-	-	-	-	0.2	0.3	0.21	0.9
C63	-	-	-	-	-	-	-	-	-	-	-	-	-	-	-	6.9	0.1	0.1	0.14	-
C64	0.9	-	-	-	-	-	-	-	-	-	-	3.6	-	-	-	-	0.2	0.3	0.18	0.5
C65	-	-	-	-	-	-	-	-	-	-	-	-	-	-	-	-	-	-	-	-
C66	-	-	-	-	-	-	-	-	-	-	-	-	-	-	-	-	-	-	-	-
C67	-	-	-	-	-	-	-	-	-	-	-	-	9.9	-	-	13.7	0.4	0.7	0.34	1.3
C68	-	-	-	-	-	-	-	-	-	-	-	-	-	5.7	-	-	0.1	0.2	0.17	-
C69	-	-	-	-	-	-	-	-	-	-	-	-	-	-	-	6.9	0.1	0.1	0.14	-
C70-C72	-	-	-	-	-	-	-	-	-	2.0	2.2	3.6	-	11.4	7.0	6.9	0.6	1.0	0.38	1.2
C73	-	-	-	-	0.8	-	-	-	-	-	-	3.6	-	5.7	14.1	6.9	0.5	0.8	0.34	0.5
C74	-	-	-	-	-	-	-	-	-	-	-	-	-	-	-	-	-	-	-	-
C81	-	-	-	-	-	-	-	-	-	-	-	-	-	-	-	-	-	-	-	-
C82-C85,C96	0.9	1.6	0.7	1.6	-	2.0	-	2.4	1.5	3.9	2.2	7.3	-	17.1	-	-	1.7	2.0	0.49	2.8
C88	-	-	-	-	-	-	-	-	-	-	-	-	-	-	-	-	-	-	-	-
C90	-	-	-	-	-	-	-	-	-	-	-	-	-	-	-	-	-	-	-	-
C91	-	-	-	-	-	1.0	-	-	-	-	-	-	-	-	-	-	0.1	0.1	0.08	-
C92-C94	-	-	-	-	0.8	2.0	-	-	-	3.9	2.2	-	-	-	-	6.9	0.6	0.7	0.28	1.1
C95	-	1.6	0.7	0.8	0.8	-	-	-	1.5	2.0	-	-	-	5.7	-	-	0.7	0.7	0.28	0.7
O&U*	-	1.6	-	0.8	0.8	2.0	2.6	4.8	15.0	29.6	48.6	65.6	93.8	85.3	154.8	219.8	14.5	22.4	1.80	38.0
All	2.7	4.7	1.5	4.8	4.8	11.9	14.2	18.0	61.5	140.1	229.9	346.2	493.5	608.2	598.1	913.5	69.9	110.3	4.01	187.9

* O&U includes the Sites (ICD-10: C26, C39, C48, C75, C76, C77, C78, C79, C80, C97)

TABLE MIZ-8(b): Average Annual Age Specific, Crude (CR), Age Adjusted (AAR) (with Standard Error (SE)) and Truncated (35-64 Yrs) (TR) Mortality Rate per 100,000 population:2009-2010 - Females

MIZORAM STATE

ICD-10	0-4	5-9	10-14	15-19	20-24	25-29	30-34	35-39	40-44	45-49	50-54	55-59	60-64	65-69	70-74	>75	CR	AAR	SE	TR
C00	-	-	-	-	-	-	-	-	-	-	-	-	-	-	-	-	-	-	-	-
C01-C02	-	-	-	-	-	-	-	1.3	1.6	-	-	-	-	5.9	-	-	0.3	0.3	0.21	0.6
C03-C06	-	-	-	-	-	-	-	-	1.6	-	-	-	-	-	-	-	0.1	0.1	0.09	0.3
C07-C08	-	-	-	-	-	-	1.5	-	-	-	-	-	-	-	-	-	0.1	0.1	0.09	-
C09	-	-	-	-	-	-	-	1.3	1.6	-	-	-	-	-	-	6.3	0.3	0.3	0.18	0.6
C10	-	-	-	-	-	-	-	-	-	-	-	4.2	-	-	-	6.3	0.2	0.3	0.21	0.5
C11	-	-	-	-	-	-	-	-	-	2.1	2.6	4.2	10.0	11.8	7.4	-	0.7	1.3	0.47	2.7
C12-C13	-	-	-	-	-	-	-	-	-	-	-	-	-	-	7.4	-	0.1	0.1	0.15	-
C14	-	-	-	-	-	-	-	-	-	-	-	-	5.0	-	14.8	-	0.3	0.5	0.29	0.6
C15	-	-	-	-	-	-	-	-	-	10.6	5.1	20.8	10.0	-	-	31.6	1.8	2.8	0.64	6.9
C16	-	-	-	-	-	2.2	1.5	2.6	3.1	6.4	23.1	37.4	70.3	70.5	103.4	139.1	8.3	13.4	1.45	20.0
C17	-	-	-	-	0.8	-	-	-	-	-	2.6	-	-	5.9	-	6.3	0.4	0.5	0.26	0.4
C18	-	-	-	-	-	1.1	-	-	-	2.1	2.6	4.2	5.0	11.8	-	-	0.6	1.1	0.41	2.0
C19-C20	-	-	-	-	-	1.1	-	1.3	3.1	-	-	4.2	-	-	-	6.3	0.6	0.6	0.27	1.4
C21	-	-	-	-	-	-	-	-	-	-	-	4.2	-	-	-	-	0.1	0.2	0.17	0.5
C22	-	-	-	-	-	-	1.5	-	4.7	4.2	7.7	12.5	10.0	11.8	14.8	25.3	2.0	3.1	0.67	5.9
C23-C24	-	-	-	-	-	-	-	-	-	-	5.1	-	15.1	5.9	22.2	12.6	1.0	1.7	0.53	2.8
C25	-	-	-	-	-	-	-	-	-	-	2.6	4.2	10.0	5.9	14.8	6.3	0.7	1.3	0.46	2.2
C30-C31	-	-	-	-	-	-	-	-	-	-	-	-	-	5.9	-	-	0.1	0.2	0.18	-
C32	-	-	-	-	-	-	-	-	-	-	-	4.2	-	-	14.8	-	0.3	0.5	0.27	0.5
C33-C34	-	-	-	-	-	3.2	1.5	1.3	1.6	2.1	10.3	58.2	75.4	70.5	118.2	139.1	8.3	13.8	1.48	19.9
C37-C38	-	-	-	-	-	-	-	-	-	-	-	-	-	-	-	-	-	-	-	-
C40-C41	-	-	-	-	-	-	1.5	-	1.6	-	-	4.2	-	-	-	6.3	0.4	0.5	0.25	0.8
C43	-	-	-	-	-	-	-	-	-	-	-	-	-	-	-	-	-	-	-	-
C44	-	-	-	-	0.8	-	-	-	-	-	-	4.2	-	-	-	-	0.2	0.2	0.18	0.5
C45	-	-	-	-	-	-	-	-	-	-	-	-	-	-	-	-	-	-	-	-
C46	-	-	-	-	-	-	-	-	-	-	-	-	-	-	-	-	-	-	-	-
C47+C49	-	-	-	-	0.8	-	-	-	-	-	-	-	-	5.9	-	-	0.2	0.2	0.19	-
C50	-	-	-	-	-	1.1	2.9	2.6	3.1	12.7	12.8	12.5	30.1	11.8	-	6.3	2.8	4.2	0.80	11.1
C51	-	-	-	-	-	-	-	-	-	-	-	-	-	-	-	-	-	-	-	-
C52	-	-	-	-	-	-	-	-	-	-	-	-	-	-	-	-	-	-	-	-
C53	-	-	-	-	-	1.1	7.3	2.6	11.0	10.6	15.4	12.5	25.1	11.8	14.8	19.0	3.8	5.3	0.86	12.0
C54	-	-	-	-	-	-	1.5	1.3	-	-	2.6	-	-	5.9	-	-	0.4	0.5	0.25	0.7
C55	-	-	-	-	-	-	-	-	-	-	5.1	-	-	-	7.4	-	0.3	0.4	0.23	0.8
C56	-	-	-	-	-	-	-	1.3	1.6	4.2	5.1	8.3	15.1	5.9	-	-	1.1	1.8	0.54	5.2
C57	-	-	-	0.8	-	-	-	-	-	-	-	-	-	-	-	-	0.1	0.1	0.07	-
C58	-	-	-	-	-	1.1	-	-	-	-	-	-	-	-	-	-	0.1	0.1	0.09	-
C64	0.9	-	-	-	-	-	-	-	-	-	-	-	-	-	-	-	0.1	0.1	0.11	-
C65	-	-	-	-	-	-	-	-	-	-	-	-	-	-	-	-	-	-	-	-
C66	-	-	-	-	-	-	-	-	-	-	-	-	-	-	-	-	-	-	-	-
C67	-	-	-	-	-	-	-	1.3	-	-	-	-	10.0	5.9	7.4	12.6	0.6	1.1	0.41	1.6
C68	0.9	-	-	-	-	-	-	-	-	-	-	-	-	-	-	-	0.1	0.1	0.11	-
C69	-	-	-	-	-	-	-	-	-	-	-	-	-	-	-	-	-	-	-	-
C70-C72	-	-	-	0.8	-	-	4.4	-	-	6.4	-	-	-	-	-	12.6	0.8	1.0	0.33	1.2
C73	-	-	-	-	-	-	-	-	1.6	2.1	-	-	5.0	-	7.4	25.3	0.7	1.1	0.39	1.4
C74	-	-	-	-	-	-	-	-	-	-	-	-	-	-	-	-	-	-	-	-
C81	-	-	-	-	-	-	-	-	-	-	-	-	-	-	-	-	-	-	-	-
C82-C85,C96	0.9	-	-	-	-	-	-	-	1.6	-	-	-	10.0	-	7.4	-	0.5	0.8	0.35	1.6
C88	-	-	-	-	-	-	-	-	-	-	-	-	-	-	-	-	-	-	-	-
C90	-	-	-	-	-	-	-	-	-	-	-	-	-	-	-	-	-	-	-	-
C91	-	-	-	-	-	-	-	-	-	-	-	-	-	-	-	-	-	-	-	-
C92-C94	0.9	-	-	-	-	-	-	-	-	-	2.6	-	-	-	-	-	0.2	0.2	0.17	0.4
C95	-	-	0.8	-	-	2.2	-	-	1.6	-	2.6	4.2	-	-	-	6.3	0.6	0.8	0.30	1.3
O&U*	0.9	-	-	-	0.8	2.2	1.5	1.3	6.3	8.5	28.3	49.9	105.5	35.3	132.9	164.4	10.0	16.0	1.58	27.7
All	4.6	-	0.8	1.6	3.2	15.2	24.7	18.4	45.6	72.0	136.1	253.6	412.0	288.0	494.8	632.2	49.2	76.5	3.41	134.2

* O&U includes the Sites (ICD-10: C26, C39, C48, C75, C76, C77, C78, C79, C80, C97)

**TABLE MIZ-9(a): Cumulative Rate (Cu.Rate%) & Cumulative Risk (Cu.Risk)
of individual sites (ICD-10) based on age specific rates
(from 0-64 years and from 0-74 Years) 2009-2010 - Males
MIZORAM STATE**

ICD-10	Site	0 - 64 Years		0 - 74 Years	
		Cu. Rate %	Cu. Risk	Cu. Rate%	Cu. Risk
C00	Lip	-	-	-	-
C01-C02	Tongue	0.3	0.3	0.4	0.4
C03-C06	Mouth	0.2	0.2	0.3	0.3
C07-C08	Salivary Gland	-	-	-	-
C09	Tonsil	0.1	0.1	0.1	0.1
C10	Oth. Oropharynx	0.1	0.1	0.1	0.1
C11	Nasopharynx	0.3	0.3	0.6	0.6
C12-C13	Hypopharynx	0.7	0.7	1.0	1.0
C14	Pharynx Unspecified	0.2	0.2	0.2	0.2
C15	Oesophagus	2.3	2.2	2.9	2.9
C16	Stomach	3.0	3.0	5.6	5.8
C17	Small Intestine	-	-	-	-
C18	Colon	0.3	0.3	0.3	0.3
C19-C20	Rectum	0.3	0.3	0.5	0.5
C21	Anus & Anal Canal	-	-	-	-
C22	Liver	0.6	0.6	0.9	0.9
C23-C24	Gallbladder etc.	0.2	0.2	0.3	0.3
C25	Pancreas	0.1	0.1	0.3	0.3
C30-C31	Nose, Sinuses etc.	-	-	-	-
C32	Larynx	0.4	0.4	0.6	0.6
C33-C34	Lung etc.	1.5	1.5	3.5	3.5
C37-C38	Other Thoracic Organs	-	-	-	-
C40-C41	Bone	0.1	0.1	0.1	0.1
C43	Melanoma of Skin	-	-	-	-
C44	Other Skin	0.2	0.2	0.3	0.3
C45	Mesothelioma	-	-	-	-
C46	Kaposi Sarcoma	-	-	-	-
C47+C49	Conn. & Soft Tissue	-	-	-	-
C50	Breast	-	-	-	-
C60	Penis	0.1	0.1	0.1	0.1
C61	Prostate	0.1	0.1	0.2	0.2
C62	Testis	-	-	-	-
C63	Other Male Genital	-	-	-	-
C64	Kidney etc.	0.1	0.1	0.1	0.1
C65	Renal Pelvis	-	-	-	-
C66	Ureter	-	-	-	-
C67	Bladder	0.1	0.1	0.2	0.2
C68	Uns.Urinary Organs	-	-	-	-
C69	Eye	-	-	-	-
C70-C72	Brain, Nervous System	-	-	0.1	0.1
C73	Thyroid	0.1	0.1	0.3	0.3
C74	Adrenal Gland	-	-	-	-
C81	Hodgkins Disease	-	-	-	-
C82-C85,C96	NHL	0.1	0.1	0.3	0.3
C88	Malig Imn.Prol D	-	-	-	-
C90	Multiple Myeloma	-	-	-	-
C91	Lymphoid Leuk.	-	-	-	-
C92-C94	Myeloid Leukaemia	0.1	0.1	0.1	0.1
C95	Leukaemia Uns	-	-	0.1	0.1
O&U*	Other and Uns	1.2	1.1	2.2	2.3
	All Sites	12.61	11.85	22.12	19.84

* O&U includes the Sites (ICD-10: C26, C39, C48, C75, C76, C77, C78, C79, C80, C97)

**TABLE MIZ-9(b): Cumulative Rate (Cu.Rate%) & Cumulative Risk (Cu.Risk)
of individual sites (ICD-10) based on age specific rates
(from 0-64 years and from 0-74 Years)2009-2010 - Females
MIZORAM STATE**

ICD-10	Site	0 - 64 Years		0 - 74 Years	
		Cu. Rate %	Cu. Risk	Cu. Rate%	Cu. Risk
C00	Lip	-	-	-	-
C01-C02	Tongue	-	-	0.1	0.1
C03-C06	Mouth	0.1	0.1	0.1	0.1
C07-C08	Salivary Gland	-	-	-	-
C09	Tonsil	0.1	0.1	0.1	0.1
C10	Oth. Oropharynx	-	-	-	-
C11	Nasopharynx	0.3	0.3	0.4	0.4
C12-C13	Hypopharynx	0.1	0.1	0.1	0.1
C14	Pharynx Unspecified	-	-	0.1	0.1
C15	Oesophagus	0.5	0.5	0.7	0.7
C16	Stomach	1.5	1.5	2.7	2.7
C17	Small Intestine	0.1	0.1	0.1	0.1
C18	Colon	0.1	0.1	0.2	0.2
C19-C20	Rectum	0.2	0.2	0.3	0.3
C21	Anus & Anal Canal	-	-	-	-
C22	Liver	0.4	0.4	0.6	0.6
C23-C24	Gallbladder etc.	0.2	0.2	0.3	0.3
C25	Pancreas	0.1	0.1	0.3	0.3
C30-C31	Nose, Sinuses etc.	-	-	-	-
C32	Larynx	-	-	0.1	0.1
C33-C34	Lung etc.	1.6	1.6	3.6	3.7
C37-C38	Other Thoracic Organs	-	-	-	-
C40-C41	Bone	-	-	0.1	0.1
C43	Melanoma of Skin	-	-	-	-
C44	Other Skin	0.2	0.2	0.2	0.2
C45	Mesothelioma	-	-	-	-
C46	Kaposi Sarcoma	-	-	-	-
C47+C49	Conn. & Soft Tissue	-	-	-	-
C50	Breast	1.4	1.3	1.9	1.9
C51	Vulva	-	-	0.1	0.1
C52	Vagina	-	-	-	-
C53	Cervix Uteri	1.5	1.5	1.7	1.7
C54	Corpus Uteri	0.2	0.2	0.2	0.2
C55	Uterus Unspecified	-	-	0.1	0.1
C56	Ovary etc.	0.4	0.4	0.5	0.5
C57	Other Female Genital	-	-	-	-
C58	Placenta	-	-	-	-
C64	Kidney etc.	-	-	-	-
C65	Renal Pelvis	-	-	-	-
C66	Ureter	-	-	-	-
C67	Bladder	-	-	-	-
C68	Uns.Urinary Organs	-	-	-	-
C69	Eye	-	-	-	-
C70-C72	Brain, Nervous System	0.1	0.1	0.1	0.1
C73	Thyroid	0.2	0.2	0.2	0.2
C74	Adrenal Gland	-	-	-	-
C81	Hodgkins Disease	-	-	-	-
C82-C85,C96	NHL	0.1	0.1	0.3	0.3
C88	Malig Imn.Prol D	-	-	-	-
C90	Multiple Myeloma	-	-	-	-
C91	Lymphoid Leuk.	-	-	-	-
C92-C94	Myeloid Leukaemia	-	-	-	-
C95	Leukaemia Uns	-	-	-	-
O&U*	Other and Uns	1.2	1.2	2.2	2.2
	All Sites	10.78	10.22	17.67	16.19

* O&U includes the Sites (ICD-10: C26, C39, C48, C75, C76, C77, C78, C79, C80, C97)

Figure AIZ -1
Population Pyramid showing Age Distribution:2009-2010
AIZAWL DISTRICT

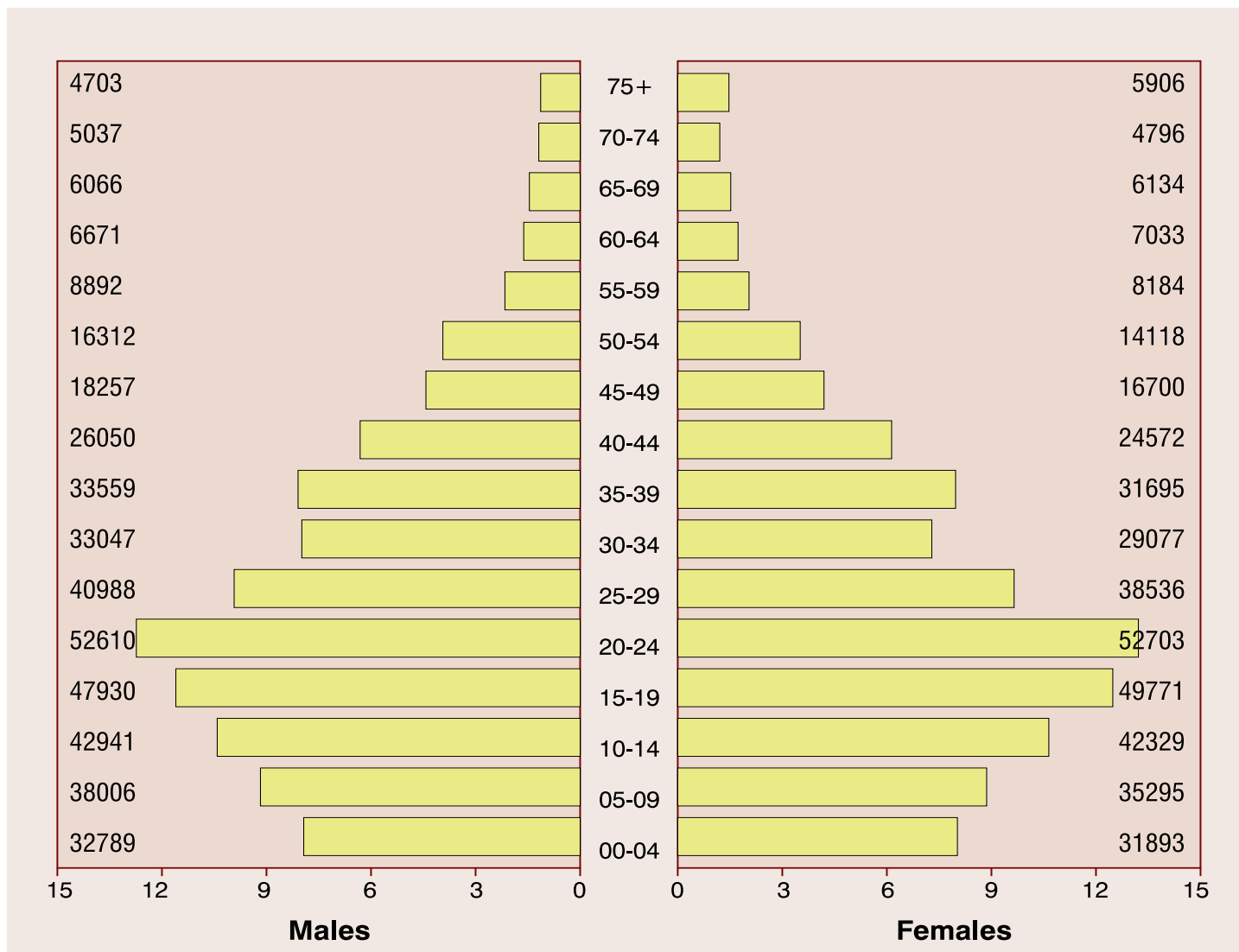


TABLE AIZ-1
Population by Five Year Age Group and Gender:2009-2010
Number and Relative Proportion (%)
AIZAWL DISTRICT

Age Group	Males		Females	
	Number	%	Number	%
00-04	32789	7.92	31893	8.00
05-09	38006	9.18	35295	8.85
10-14	42941	10.38	42329	10.62
15-19	47930	11.58	49771	12.48
20-24	52610	12.71	52703	13.22
25-29	40988	9.90	38536	9.66
30-34	33047	7.99	29077	7.29
35-39	33559	8.11	31695	7.95
40-44	26050	6.29	24572	6.16
45-49	18257	4.41	16700	4.19
50-54	16312	3.94	14118	3.54
55-59	8892	2.15	8184	2.05
60-64	6671	1.61	7033	1.76
65-69	6066	1.47	6134	1.54
70-74	5037	1.22	4796	1.20
75+	4703	1.14	5906	1.48
Total	413858	100.00	398742	100.00

TABLE AIZ-2(a): Number of Incident Cancers by Five Year Age Group and Site (ICD-10):2009-2010 - Males

% = Relative Proportion of Cancers of All Sites.

AIZAWL DISTRICT

ICD-10	Site	0-4	5-9	10-14	15-19	20-24	25-29	30-34	35-39	40-44	45-49	50-54	55-59	60-64	65-69	70-74	75+	Unkn	Total	%
C00	Lip	-	-	-	-	-	-	-	-	-	-	-	-	-	-	-	-	-	-	-
C01-C02	Tongue	-	-	-	-	-	-	-	-	4	1	4	5	2	-	-	-	-	16	2.30
C03-C06	Mouth	-	-	-	-	-	-	-	-	2	1	2	1	2	-	1	-	-	9	1.29
C07-C08	Salivary Gland	-	-	-	-	-	-	1	1	-	-	-	-	-	-	-	2	-	4	0.57
C09	Tonsil	-	-	-	-	-	-	-	-	-	3	1	-	-	-	-	-	-	4	0.57
C10	Oth. Oropharynx	-	-	-	-	-	-	-	-	1	1	-	1	1	-	-	-	-	4	0.57
C11	Nasopharynx	-	-	-	-	1	1	-	1	1	2	5	3	1	2	1	1	-	19	2.73
C12-C13	Hypopharynx	-	-	-	-	-	-	1	-	7	7	9	10	2	5	-	1	-	42	6.03
C14	Pharynx Unspecified	-	-	-	-	1	-	-	-	-	4	1	-	-	1	1	-	-	8	1.15
C15	Oesophagus	-	-	-	-	-	-	1	4	15	30	20	18	10	8	6	3	-	115	16.52
C16	Stomach	-	-	-	-	-	1	4	2	5	9	25	17	24	18	22	27	-	154	22.13
C17	Small Intestine	-	-	-	-	-	-	-	-	-	-	-	-	-	1	-	1	-	2	0.29
C18	Colon	-	-	-	-	-	-	1	-	-	-	-	4	2	-	1	-	-	8	1.15
C19-C20	Rectum	-	-	-	-	-	1	-	-	1	-	2	-	3	2	1	5	-	15	2.16
C21	Anus & Anal Canal	-	-	-	-	-	-	-	-	-	-	-	-	-	-	-	-	-	-	-
C22	Liver	-	-	-	-	-	3	2	2	1	2	6	3	3	3	3	4	-	32	4.60
C23-C24	Gallbladder etc.	-	-	-	-	1	-	-	-	1	-	2	1	-	1	1	3	-	10	1.44
C25	Pancreas	-	-	-	-	-	1	-	-	-	1	1	-	1	2	2	-	-	8	1.15
C30-C31	Nose, Sinuses etc.	-	-	-	-	-	-	-	1	-	-	-	1	-	-	-	-	-	2	0.29
C32	Larynx	-	-	-	-	-	-	1	1	3	4	3	2	6	1	1	2	-	24	3.45
C33-C34	Lung etc.	-	-	-	-	-	-	-	1	3	3	10	21	16	9	19	23	-	105	15.09
C37-C38	Other Thoracic Organs	-	-	-	-	-	-	-	-	-	-	-	-	-	-	-	-	-	-	-
C40-C41	Bone	-	-	-	1	-	-	-	-	-	-	1	1	-	-	-	-	-	3	0.43
C43	Melanoma of Skin	-	-	-	-	-	-	-	-	-	-	-	-	-	-	-	-	-	-	-
C44	Other Skin	-	-	-	-	-	-	-	-	-	-	-	1	1	1	1	-	-	4	0.57
C45	Mesothelioma	-	-	-	-	-	-	-	-	-	-	-	-	-	-	-	-	-	-	-
C46	Kaposi Sarcoma	-	-	-	-	-	-	-	-	-	-	-	-	-	-	-	-	-	-	-
C47+C49	Conn. & Soft Tissue	-	-	-	-	-	-	-	-	1	-	-	-	-	-	-	-	-	1	0.14
C50	Breast	-	-	-	-	-	-	-	-	-	-	-	-	-	-	-	-	-	-	-
C60	Penis	-	-	-	-	-	-	-	-	-	-	2	-	-	-	-	1	-	3	0.43
C61	Prostate	-	-	-	-	-	-	-	-	-	-	-	1	1	1	1	1	-	5	0.72
C62	Testis	-	-	-	-	-	-	-	-	-	-	-	-	-	-	-	-	-	-	-
C63	Other Male Genital	-	-	-	-	-	-	-	-	-	-	-	-	-	-	-	-	-	-	-
C64	Kidney etc.	-	1	-	-	-	-	-	-	-	-	1	1	-	1	-	-	-	4	0.57
C65	Renal Pelvis	-	-	-	-	-	-	-	-	-	-	-	-	-	-	-	-	-	-	-
C66	Ureter	-	-	-	-	-	-	-	-	-	-	-	-	-	-	-	-	-	-	-
C67	Bladder	-	-	-	-	-	-	-	-	-	-	1	1	1	2	-	2	-	7	1.01
C68	Uns.Urinary Organs	-	-	-	-	-	-	-	-	-	-	-	-	-	-	-	-	-	-	-
C69	Eye	-	-	-	-	-	-	-	-	-	-	-	-	-	-	-	-	-	-	-
C70-C72	Brain, NS	-	-	-	-	-	-	-	-	-	-	-	-	-	1	1	-	-	2	0.29
C73	Thyroid	-	-	-	-	-	-	-	-	1	-	-	2	-	1	2	-	-	6	0.86
C74	Adrenal Gland	1	-	-	-	-	-	-	-	-	-	-	-	-	-	-	-	-	1	0.14
C81	Hodgkins Disease	-	-	-	-	-	-	-	-	-	-	-	-	-	-	-	-	-	-	-
C82-C85,C96	NHL	-	1	-	-	-	-	1	1	-	1	-	-	-	1	2	-	-	7	1.01
C88	Malig Imn.Prol D	-	-	-	-	-	-	-	-	-	-	-	-	-	-	-	-	-	-	-
C90	Multiple Myeloma	-	-	-	-	-	-	-	-	-	1	-	-	-	-	-	1	-	2	0.29
C91	Lymphoid Leuk.	1	-	-	-	-	-	-	-	-	1	-	-	-	-	-	-	-	2	0.29
C92-C94	Myeloid Leukaemia	-	2	-	-	-	1	1	1	-	-	-	-	-	-	-	-	-	5	0.72
C95	Leukaemia Uns	-	1	1	-	1	-	-	-	-	-	-	-	-	1	-	-	-	4	0.57
O&U*	Other and Uns	-	2	1	-	-	2	1	1	2	7	6	5	4	7	6	15	-	59	8.48
	All Sites	2	7	2	1	4	10	14	16	48	78	102	99	80	69	72	92	-	696	100.0

* O&U includes the Sites (ICD-10: C26, C39, C48, C75, C76, C77, C78, C79, C80, C97)

TABLE AIZ-2(b): Number of Incident Cancers by Five Year Age Group and Site (ICD-10):2009-2010 - Females

% = Relative Proportion of Cancers of All Sites.

AIZAWL DISTRICT

ICD-10	Site	0-4	5-9	10-14	15-19	20-24	25-29	30-34	35-39	40-44	45-49	50-54	55-59	60-64	65-69	70-74	75+	Unkn	Total	%
C00	Lip	-	-	-	-	-	-	-	-	-	-	-	-	-	-	-	-	-	-	-
C01-C02	Tongue	-	-	-	-	-	-	-	-	-	-	1	-	1	-	-	-	-	2	0.34
C03-C06	Mouth	-	-	-	-	-	-	-	-	-	-	1	1	-	-	1	-	-	3	0.50
C07-C08	Salivary Gland	-	-	-	-	-	-	-	-	-	-	-	-	-	-	-	-	-	-	-
C09	Tonsil	-	-	-	-	-	-	-	1	-	1	-	-	-	-	-	-	-	2	0.34
C10	Oth. Oropharynx	-	-	-	-	-	-	-	-	-	-	-	-	-	-	-	1	-	1	0.17
C11	Nasopharynx	-	-	-	-	-	-	-	1	1	2	3	2	2	1	1	-	-	13	2.18
C12-C13	Hypopharynx	-	-	-	-	-	-	-	-	-	-	-	-	-	-	-	-	-	-	-
C14	Pharynx Unspecified	-	-	-	-	-	-	-	-	-	-	-	-	1	-	1	-	-	2	0.34
C15	Oesophagus	-	-	-	-	-	-	-	1	2	3	7	1	2	-	2	1	-	19	3.18
C16	Stomach	-	-	-	-	-	-	2	2	1	5	7	12	14	5	15	10	-	73	12.23
C17	Small Intestine	-	-	-	-	-	-	-	-	-	-	-	-	-	-	-	-	-	-	-
C18	Colon	-	-	-	-	-	-	3	1	1	1	2	1	-	3	1	-	1	14	2.35
C19-C20	Rectum	-	-	-	-	-	1	-	-	2	1	1	1	-	1	1	4	-	12	2.01
C21	Anus & Anal Canal	-	-	-	-	-	-	-	-	-	-	-	-	-	-	-	-	-	-	-
C22	Liver	-	-	-	-	-	-	1	-	2	2	4	3	3	1	2	4	-	22	3.69
C23-C24	Gallbladder etc.	-	-	-	-	-	-	-	-	1	-	2	-	2	2	2	4	-	13	2.18
C25	Pancreas	-	-	-	-	-	-	1	-	1	1	-	-	-	2	2	1	-	8	1.34
C30-C31	Nose, Sinuses etc.	-	-	-	-	-	-	-	-	-	-	-	-	-	-	-	1	-	1	0.17
C32	Larynx	-	-	-	-	-	-	-	-	-	-	-	-	-	-	1	-	-	1	0.17
C33-C34	Lung etc.	-	-	-	-	-	1	1	3	-	4	10	18	14	14	19	21	-	105	17.59
C37-C38	Other Thoracic Organs	-	-	-	-	-	-	-	-	-	-	-	-	-	-	-	-	-	-	-
C40-C41	Bone	1	-	-	2	-	-	-	-	1	-	-	-	-	1	-	1	-	6	1.01
C43	Melanoma of Skin	-	-	-	-	-	-	-	-	-	-	-	-	-	-	-	-	-	-	-
C44	Other Skin	-	-	1	1	-	-	-	-	-	2	-	2	2	-	1	6	-	15	2.51
C45	Mesothelioma	-	-	-	-	-	-	-	-	-	-	-	-	-	-	-	-	-	-	-
C46	Kaposi Sarcoma	-	-	-	-	-	-	-	-	-	-	-	-	-	-	-	-	-	-	-
C47+C49	Conn. & Soft Tissue	-	-	-	1	-	-	-	-	-	-	-	-	-	-	-	-	-	1	0.17
C50	Breast	-	-	-	-	1	2	3	11	9	14	5	13	8	9	5	2	-	82	13.74
C51	Vulva	-	-	-	-	-	-	-	-	-	-	-	-	-	-	-	-	-	-	-
C52	Vagina	-	-	-	-	-	-	-	-	-	-	1	-	-	-	-	-	-	1	0.17
C53	Cervix Uteri	-	-	-	-	2	2	9	9	12	15	13	6	4	1	1	3	-	77	12.90
C54	Corpus Uteri	-	-	-	-	-	-	-	-	-	2	3	3	1	-	-	-	-	9	1.51
C55	Uterus Unspecified	-	-	-	-	-	-	-	-	-	-	-	-	-	-	-	-	-	-	-
C56	Ovary etc.	-	-	-	-	-	1	1	-	1	1	2	4	3	-	-	1	-	14	2.35
C57	Other Female Genital	-	-	-	-	-	-	-	-	-	-	-	-	-	-	-	-	-	-	-
C58	Placenta	-	-	-	-	-	-	-	-	-	-	-	-	-	-	-	-	-	-	-
C64	Kidney etc.	1	-	-	-	-	-	-	-	-	-	-	-	-	-	1	-	-	2	0.34
C65	Renal Pelvis	-	-	-	-	-	-	-	-	-	-	-	-	-	-	-	-	-	-	-
C66	Ureter	-	-	-	-	-	-	-	-	-	-	-	-	-	-	-	-	-	-	-
C67	Bladder	-	-	-	-	-	-	-	-	-	-	-	-	-	-	-	-	1	1	0.17
C68	Uns.Urinary Organs	-	-	-	-	-	-	-	-	-	-	-	-	-	-	-	-	-	-	-
C69	Eye	-	-	-	-	-	-	-	-	-	-	-	-	-	-	-	-	-	-	-
C70-C72	Brain, NS	-	-	1	1	-	-	3	-	-	-	-	-	-	-	-	1	-	6	1.01
C73	Thyroid	-	-	-	-	-	1	-	1	1	1	-	-	3	-	1	2	-	10	1.68
C74	Adrenal Gland	-	-	-	-	-	-	-	-	-	-	-	-	-	-	-	-	-	-	-
C81	Hodgkins Disease	-	-	-	-	-	-	-	-	-	-	-	-	-	-	-	-	-	-	-
C82-C85,C96	NHL	-	-	-	1	-	-	-	1	2	-	2	-	1	1	1	1	-	10	1.68
C88	Malig Imn.Prof D	-	-	-	-	-	-	-	-	-	-	-	-	-	-	-	-	-	-	-
C90	Multiple Myeloma	-	-	-	-	-	-	-	-	-	-	-	-	-	-	1	-	-	1	0.17
C91	Lymphoid Leuk.	-	-	-	-	-	-	-	-	-	-	-	-	-	-	-	-	-	-	-
C92-C94	Myeloid Leukaemia	2	-	-	1	-	-	-	1	-	-	-	-	-	-	-	-	-	4	0.67
C95	Leukaemia Uns	-	-	-	-	-	1	-	-	1	-	1	-	-	-	-	1	-	4	0.67
O&U*	Other and Uns	-	-	-	-	1	2	-	1	1	5	8	6	8	4	7	20	-	63	10.55
	All Sites	4	-	2	7	4	11	24	33	39	60	73	73	69	45	66	86	1	597	100.0

* O&U includes the Sites (ICD-10: C26, C39, C48, C75, C76, C77, C78, C79, C80, C97)

TABLE AIZ-3(a): Average Annual Age Specific, Crude (CR), Age Adjusted (AAR) (with Standard Error (SE)) and Truncated (35-64 yrs) (TR) Incidence Rate per 100,000 population:2009-2010 - Males

AIZAWL DISTRICT

ICD-10	0-4	5-9	10-14	15-19	20-24	25-29	30-34	35-39	40-44	45-49	50-54	55-59	60-64	65-69	70-74	>75	CR	AAR	SE	TR
C00	-	-	-	-	-	-	-	-	-	-	-	-	-	-	-	-	-	-	-	-
C01-C02	-	-	-	-	-	-	-	-	15.4	5.5	24.5	56.2	30.0	-	-	-	3.9	5.92	1.56	19.1
C03-C06	-	-	-	-	-	-	-	-	7.7	5.5	12.3	11.2	30.0	-	19.9	-	2.2	3.45	1.22	9.8
C07-C08	-	-	-	-	-	-	3.0	3.0	-	-	-	-	-	-	-	42.5	1.0	1.21	0.65	0.6
C09	-	-	-	-	-	-	-	-	-	16.4	6.1	-	-	-	-	-	1.0	1.29	0.65	4.2
C10	-	-	-	-	-	-	-	-	3.8	5.5	-	11.2	15.0	-	-	-	1.0	1.61	0.85	5.2
C11	-	-	-	-	1.9	2.4	-	3.0	3.8	11.0	30.7	33.7	15.0	33.0	19.9	21.3	4.6	6.71	1.62	14.7
C12-C13	-	-	-	-	-	-	3.0	-	26.9	38.3	55.2	112.5	30.0	82.4	-	21.3	10.1	15.45	2.48	39.9
C14	-	-	-	-	1.9	-	-	-	-	21.9	6.1	-	-	16.5	19.9	-	1.9	2.66	0.98	5.2
C15	-	-	-	-	-	-	3.0	11.9	57.6	164.3	122.6	202.4	149.9	131.9	119.1	63.8	27.8	42.05	4.09	110.5
C16	-	-	-	-	-	2.4	12.1	6.0	19.2	49.3	153.3	191.2	359.8	296.7	436.8	574.1	37.2	64.21	5.34	110.2
C17	-	-	-	-	-	-	-	-	-	-	-	-	-	16.5	-	21.3	0.5	0.92	0.65	-
C18	-	-	-	-	-	-	3.0	-	-	-	-	45.0	30.0	-	19.9	-	1.9	3.58	1.31	9.7
C19-C20	-	-	-	-	-	2.4	-	-	3.8	-	12.3	-	45.0	33.0	19.9	106.3	3.6	6.35	1.71	8.5
C21	-	-	-	-	-	-	-	-	-	-	-	-	-	-	-	-	-	-	-	-
C22	-	-	-	-	-	7.3	6.1	6.0	3.8	11.0	36.8	33.7	45.0	49.5	59.6	85.1	7.7	11.56	2.17	20.1
C23-C24	-	-	-	-	1.9	-	-	-	3.8	-	12.3	11.2	-	16.5	19.9	63.8	2.4	3.61	1.19	4.2
C25	-	-	-	-	-	2.4	-	-	-	5.5	6.1	-	15.0	33.0	39.7	-	1.9	3.21	1.18	4.0
C30-C31	-	-	-	-	-	-	-	3.0	-	-	-	11.2	-	-	-	-	0.5	0.63	0.48	2.0
C32	-	-	-	-	-	-	3.0	3.0	11.5	21.9	18.4	22.5	89.9	16.5	19.9	42.5	5.8	9.52	2.06	24.5
C33-C34	-	-	-	-	-	-	-	3.0	11.5	16.4	61.3	236.2	239.8	148.4	377.2	489.0	25.4	45.74	4.56	77.3
C37-C38	-	-	-	-	-	-	-	-	-	-	-	-	-	-	-	-	-	-	-	-
C40-C41	-	-	-	2.1	-	-	-	-	-	-	6.1	11.2	-	-	-	-	0.7	0.94	0.58	2.4
C43	-	-	-	-	-	-	-	-	-	-	-	-	-	-	-	-	-	-	-	-
C44	-	-	-	-	-	-	-	-	-	-	-	11.2	15.0	16.5	19.9	-	1.0	1.94	0.98	3.4
C45	-	-	-	-	-	-	-	-	-	-	-	-	-	-	-	-	-	-	-	-
C46	-	-	-	-	-	-	-	-	-	-	-	-	-	-	-	-	-	-	-	-
C47+C49	-	-	-	-	-	-	-	3.8	-	-	-	-	-	-	-	-	0.2	0.23	0.23	0.7
C50	-	-	-	-	-	-	-	-	-	-	-	-	-	-	-	-	-	-	-	-
C60	-	-	-	-	-	-	-	-	-	-	12.3	-	-	-	-	21.3	0.7	1.04	0.61	2.0
C61	-	-	-	-	-	-	-	-	-	-	-	11.2	15.0	16.5	19.9	21.3	1.2	2.37	1.07	3.4
C62	-	-	-	-	-	-	-	-	-	-	-	-	-	-	-	-	-	-	-	-
C63	-	-	-	-	-	-	-	-	-	-	-	-	-	-	-	-	-	-	-	-
C64	-	2.6	-	-	-	-	-	-	-	-	6.1	11.2	-	16.5	-	-	1.0	1.51	0.78	2.4
C65	-	-	-	-	-	-	-	-	-	-	-	-	-	-	-	-	-	-	-	-
C66	-	-	-	-	-	-	-	-	-	-	-	-	-	-	-	-	-	-	-	-
C67	-	-	-	-	-	-	-	-	-	-	6.1	11.2	15.0	33.0	-	42.5	1.7	3.20	1.23	4.4
C68	-	-	-	-	-	-	-	-	-	-	-	-	-	-	-	-	-	-	-	-
C69	-	-	-	-	-	-	-	-	-	-	-	-	-	-	-	-	-	-	-	-
C70-C72	-	-	-	-	-	-	-	-	-	-	-	-	-	16.5	19.9	-	0.5	0.89	0.63	-
C73	-	-	-	-	-	-	-	3.8	-	-	-	22.5	-	16.5	39.7	-	1.4	2.42	1.01	3.6
C74	3.0	-	-	-	-	-	-	-	-	-	-	-	-	-	-	-	0.2	0.37	0.37	-
C81	-	-	-	-	-	-	-	-	-	-	-	-	-	-	-	-	-	-	-	-
C82-C85,C96	-	2.6	-	-	-	-	3.0	3.0	-	5.5	-	-	-	16.5	39.7	-	1.7	2.24	0.90	1.6
C88	-	-	-	-	-	-	-	-	-	-	-	-	-	-	-	-	-	-	-	-
C90	-	-	-	-	-	-	-	-	-	5.5	-	-	-	-	-	21.3	0.5	0.75	0.54	1.1
C91	3.0	-	-	-	-	-	-	-	-	5.5	-	-	-	-	-	-	0.5	0.69	0.49	1.1
C92-C94	-	5.3	-	-	-	2.4	3.0	3.0	-	-	-	-	-	-	-	-	1.2	1.08	0.49	0.6
C95	-	2.6	2.3	-	1.9	-	-	-	-	-	-	-	-	16.5	-	-	1.0	1.12	0.62	-
O&U*	-	5.3	2.3	-	-	4.9	3.0	3.0	7.7	38.3	36.8	56.2	60.0	115.4	119.1	318.9	14.3	22.96	3.09	30.4
All	6.1	18.4	4.7	2.1	7.6	24.4	42.4	47.7	184.3	427.2	625.3	1113.4	1199.2	1137.5	1429.4	1956.2	168.2	273.4	10.73	526.8

* O&U includes the Sites (ICD-10: C26, C39, C48, C75, C76, C77, C78, C79, C80, C97)

TABLE AIZ-3(b): Average Annual Age Specific, Crude (CR), Age Adjusted (AAR) (with Standard Error (SE)) and Truncated (35-64 yrs) (TR) Incidence Rate per 100,000 population:2009-2010 - Females

AIZAWL DISTRICT

ICD-10	0-4	5-9	10-14	15-19	20-24	25-29	30-34	35-39	40-44	45-49	50-54	55-59	60-64	65-69	70-74	>75	CR	AAR	SE	TR
C00	-	-	-	-	-	-	-	-	-	-	-	-	-	-	-	-	-	-	-	-
C01-C02	-	-	-	-	-	-	-	-	-	-	7.1	-	14.2	-	-	-	0.5	0.92	0.67	3.0
C03-C06	-	-	-	-	-	-	-	-	-	-	7.1	12.2	-	-	20.9	-	0.8	1.26	0.73	2.7
C07-C08	-	-	-	-	-	-	-	-	-	-	-	-	-	-	-	-	-	-	-	-
C09	-	-	-	-	-	-	-	3.2	-	6.0	-	-	-	-	-	-	0.5	0.55	0.41	1.8
C10	-	-	-	-	-	-	-	-	-	-	-	-	-	-	-	16.9	0.3	0.34	0.34	-
C11	-	-	-	-	-	-	-	3.2	4.1	12.0	21.2	24.4	28.4	16.3	20.9	-	3.3	5.24	1.51	14.0
C12-C13	-	-	-	-	-	-	-	-	-	-	-	-	-	-	-	-	-	-	-	-
C14	-	-	-	-	-	-	-	-	-	-	-	-	14.2	-	20.9	-	0.5	0.99	0.71	1.8
C15	-	-	-	-	-	-	-	3.2	8.1	18.0	49.6	12.2	28.4	-	41.7	16.9	4.8	7.03	1.66	18.9
C16	-	-	-	-	-	-	6.9	6.3	4.1	29.9	49.6	146.6	199.1	81.5	312.8	169.3	18.3	31.23	3.75	60.4
C17	-	-	-	-	-	-	-	-	-	-	-	-	-	-	-	-	-	-	-	-
C18	-	-	-	-	-	-	10.3	3.2	4.1	6.0	14.2	12.2	-	48.9	20.9	-	3.5	4.49	1.32	6.4
C19-C20	-	-	-	-	-	2.6	-	-	8.1	6.0	7.1	12.2	-	16.3	20.9	67.7	3.0	4.16	1.24	5.5
C21	-	-	-	-	-	-	-	-	-	-	-	-	-	-	-	-	-	-	-	-
C22	-	-	-	-	-	-	3.4	-	8.1	12.0	28.3	36.7	42.7	16.3	41.7	67.7	5.5	8.68	1.91	18.7
C23-C24	-	-	-	-	-	-	-	-	4.1	-	14.2	-	28.4	32.6	41.7	67.7	3.3	5.26	1.50	6.7
C25	-	-	-	-	-	-	3.4	-	4.1	6.0	-	-	-	32.6	41.7	16.9	2.0	2.96	1.08	1.9
C30-C31	-	-	-	-	-	-	-	-	-	-	-	-	-	-	-	16.9	0.3	0.34	0.34	-
C32	-	-	-	-	-	-	-	-	-	-	-	-	-	-	20.9	-	0.3	0.42	0.42	-
C33-C34	-	-	-	-	-	2.6	3.4	9.5	-	24.0	70.8	219.9	199.1	228.2	396.2	355.6	26.3	44.60	4.45	72.0
C37-C38	-	-	-	-	-	-	-	-	-	-	-	-	-	-	-	-	-	-	-	-
C40-C41	3.1	-	-	4.0	-	-	-	-	4.1	-	-	-	-	16.3	-	16.9	1.5	1.81	0.79	0.8
C43	-	-	-	-	-	-	-	-	-	-	-	-	-	-	-	-	-	-	-	-
C44	-	-	2.4	2.0	-	-	-	-	-	12.0	-	24.4	28.4	-	20.9	101.6	3.8	5.68	1.52	9.1
C45	-	-	-	-	-	-	-	-	-	-	-	-	-	-	-	-	-	-	-	-
C46	-	-	-	-	-	-	-	-	-	-	-	-	-	-	-	-	-	-	-	-
C47+C49	-	-	-	2.0	-	-	-	-	-	-	-	-	-	-	-	-	0.3	0.18	0.18	-
C50	-	-	-	-	1.9	5.2	10.3	34.7	36.6	83.8	35.4	158.8	113.7	146.7	104.3	33.9	20.6	30.33	3.54	70.9
C51	-	-	-	-	-	-	-	-	-	-	-	-	-	-	-	-	-	-	-	-
C52	-	-	-	-	-	-	-	-	-	-	7.1	-	-	-	-	-	0.3	0.35	0.35	1.1
C53	-	-	-	-	3.8	5.2	31.0	28.4	48.8	89.8	92.1	73.3	56.9	16.3	20.9	50.8	19.3	24.33	2.93	64.0
C54	-	-	-	-	-	-	-	-	-	12.0	21.2	36.7	14.2	-	-	-	2.3	3.82	1.29	12.3
C55	-	-	-	-	-	-	-	-	-	-	-	-	-	-	-	-	-	-	-	-
C56	-	-	-	-	2.6	3.4	-	4.1	6.0	14.2	48.9	42.7	-	-	16.9	-	3.5	5.73	1.60	16.0
C57	-	-	-	-	-	-	-	-	-	-	-	-	-	-	-	-	-	-	-	-
C58	-	-	-	-	-	-	-	-	-	-	-	-	-	-	-	-	-	-	-	-
C64	3.1	-	-	-	-	-	-	-	-	-	-	-	-	-	20.9	-	0.5	0.79	0.56	-
C65	-	-	-	-	-	-	-	-	-	-	-	-	-	-	-	-	-	-	-	-
C66	-	-	-	-	-	-	-	-	-	-	-	-	-	-	-	-	-	-	-	-
C67	-	-	-	-	-	-	-	-	-	-	-	-	-	-	-	16.9	0.3	0.34	0.34	-
C68	-	-	-	-	-	-	-	-	-	-	-	-	-	-	-	-	-	-	-	-
C69	-	-	-	-	-	-	-	-	-	-	-	-	-	-	-	-	-	-	-	-
C70-C72	-	-	2.4	2.0	-	-	10.3	-	-	-	-	-	-	-	-	16.9	1.5	1.35	0.57	-
C73	-	-	-	-	-	2.6	-	3.2	4.1	6.0	-	-	42.7	-	20.9	33.9	2.5	3.80	1.28	8.1
C74	-	-	-	-	-	-	-	-	-	-	-	-	-	-	-	-	-	-	-	-
C81	-	-	-	-	-	-	-	-	-	-	-	-	-	-	-	-	-	-	-	-
C82-C85,C96	-	-	-	2.0	-	-	-	3.2	8.1	-	14.2	-	14.2	16.3	20.9	16.9	2.5	3.38	1.14	6.3
C88	-	-	-	-	-	-	-	-	-	-	-	-	-	-	-	-	-	-	-	-
C90	-	-	-	-	-	-	-	-	-	-	-	-	-	-	20.9	-	0.3	0.42	0.42	-
C91	-	-	-	-	-	-	-	-	-	-	-	-	-	-	-	-	-	-	-	-
C92-C94	6.3	-	-	2.0	-	-	-	3.2	-	-	-	-	-	-	-	-	1.0	1.12	0.59	0.6
C95	-	-	-	-	-	2.6	-	-	4.1	-	7.1	-	-	-	-	16.9	1.0	1.14	0.59	1.9
O&U*	-	-	-	-	1.9	5.2	-	3.2	4.1	29.9	56.7	73.3	113.7	65.2	146.0	338.6	15.8	24.76	3.21	40.5
All	12.5	-	4.7	14.1	7.6	28.5	82.5	104.1	158.7	359.3	517.1	892.0	981.1	733.6	1376.1	1456.1	149.5	227.8	9.69	445.5

* O&U includes the Sites (ICD-10: C26, C39, C48, C75, C76, C77, C78, C79, C80, C97)

TABLE AIZ-4(a): Number (#) and Proportion (%) of Cancers by Site (ICD-10) and Method of Diagnosis:2009-2010 - Males

AIZAWL DISTRICT

ICD-10	Site	Clinical		Microscopic		X-Ray/Imaging		DCO		Others		Unknown		Total	
		#	%	#	%	#	%	#	%	#	%	#	%	#	%
C00	Lip	-	-	-	-	-	-	-	-	-	-	-	-	-	-
C01-C02	Tongue	1	6.3	15	93.8	-	-	-	-	-	-	-	-	16	100.0
C03-C06	Mouth	1	11.1	7	77.8	1	11.1	-	-	-	-	-	-	9	100.0
C07-C08	Salivary Gland	-	-	4	100.0	-	-	-	-	-	-	-	-	4	100.0
C09	Tonsil	-	-	3	75.0	1	25.0	-	-	-	-	-	-	4	100.0
C10	Oth. Oropharynx	-	-	3	75.0	-	-	-	-	1	25.0	-	-	4	100.0
C11	Nasopharynx	-	-	17	89.5	1	5.3	1	5.3	-	-	-	-	19	100.0
C12-C13	Hypopharynx	-	-	37	88.1	2	4.8	-	-	3	7.1	-	-	42	100.0
C14	Pharynx Unspecified	-	-	2	25.0	-	-	4	50.0	2	25.0	-	-	8	100.0
C15	Oesophagus	2	1.7	96	83.5	6	5.2	2	1.7	9	7.8	-	-	115	100.0
C16	Stomach	3	1.9	116	75.3	4	2.6	11	7.1	19	12.3	1	0.6	154	100.0
C17	Small Intestine	-	-	1	50.0	-	-	-	-	1	50.0	-	-	2	100.0
C18	Colon	-	-	7	87.5	-	-	-	-	1	12.5	-	-	8	100.0
C19-C20	Rectum	-	-	13	86.7	2	13.3	-	-	-	-	-	-	15	100.0
C21	Anus & Anal Canal	-	-	-	-	-	-	-	-	-	-	-	-	-	-
C22	Liver	2	6.3	16	50.0	6	18.8	5	15.6	3	9.4	-	-	32	100.0
C23-C24	Gallbladder etc.	-	-	2	20.0	2	20.0	1	10.0	5	50.0	-	-	10	100.0
C25	Pancreas	-	-	-	-	5	62.5	-	-	3	37.5	-	-	8	100.0
C30-C31	Nose, Sinuses etc.	-	-	1	50.0	-	-	-	-	-	-	1	50.0	2	100.0
C32	Larynx	2	8.3	16	66.7	1	4.2	-	-	5	20.8	-	-	24	100.0
C33-C34	Lung etc.	5	4.8	70	66.7	10	9.5	7	6.7	13	12.4	-	-	105	100.0
C37-C38	Other Thoracic Organs	-	-	-	-	-	-	-	-	-	-	-	-	-	-
C40-C41	Bone	-	-	2	66.7	-	-	-	-	1	33.3	-	-	3	100.0
C43	Melanoma of Skin	-	-	-	-	-	-	-	-	-	-	-	-	-	-
C44	Other Skin	-	-	4	100.0	-	-	-	-	-	-	-	-	4	100.0
C45	Mesothelioma	-	-	-	-	-	-	-	-	-	-	-	-	-	-
C46	Kaposi Sarcoma	-	-	-	-	-	-	-	-	-	-	-	-	-	-
C47+C49	Conn. & Soft Tissue	-	-	1	100.0	-	-	-	-	-	-	-	-	1	100.0
C50	Breast	-	-	-	-	-	-	-	-	-	-	-	-	-	-
C60	Penis	-	-	3	100.0	-	-	-	-	-	-	-	-	3	100.0
C61	Prostate	1	20.0	1	20.0	2	40.0	-	-	-	-	1	20.0	5	100.0
C62	Testis	-	-	-	-	-	-	-	-	-	-	-	-	-	-
C63	Other Male Genital	-	-	-	-	-	-	-	-	-	-	-	-	-	-
C64	Kidney etc.	-	-	3	75.0	-	-	-	-	1	25.0	-	-	4	100.0
C65	Renal Pelvis	-	-	-	-	-	-	-	-	-	-	-	-	-	-
C66	Ureter	-	-	-	-	-	-	-	-	-	-	-	-	-	-
C67	Bladder	-	-	3	42.9	3	42.9	1	14.3	-	-	-	-	7	100.0
C68	Uns. Urinary Organs	-	-	-	-	-	-	-	-	-	-	-	-	-	-
C69	Eye	-	-	-	-	-	-	-	-	-	-	-	-	-	-
C70-C72	Brain, Nervous System	-	-	-	-	-	-	-	-	2	100.0	-	-	2	100.0
C73	Thyroid	-	-	5	83.3	-	-	-	-	1	16.7	-	-	6	100.0
C74	Adrenal Gland	-	-	-	-	1	100.0	-	-	-	-	-	-	1	100.0
C81	Hodgkins Disease	-	-	-	-	-	-	-	-	-	-	-	-	-	-
C82-C85,C96	NHL	-	-	7	100.0	-	-	-	-	-	-	-	-	7	100.0
C88	Malignant Imm. Prol D	-	-	-	-	-	-	-	-	-	-	-	-	-	-
C90	Multiple Myeloma	-	-	1	50.0	-	-	-	-	1	50.0	-	-	2	100.0
C91	Lymphoid Leuk.	-	-	2	100.0	-	-	-	-	-	-	-	-	2	100.0
C92-C94	Myeloid Leukaemia	-	-	5	100.0	-	-	-	-	-	-	-	-	5	100.0
C95	Leukaemia Uns	-	-	3	75.0	-	-	1	25.0	-	-	-	-	4	100.0
O&U*	Other and Uns	1	1.7	16	27.1	2	3.4	39	66.1	-	-	1	1.7	59	100.0
	All Sites	18	2.6	482	69.3	49	7.0	72	10.3	71	10.2	4	0.6	696	100.0

* O&U includes the Sites (ICD-10: C26, C39, C48, C75, C76, C77, C78, C79, C80, C97)

TABLE AIZ-4(b): Number (#) and Proportion (%) of Cancers by Site (ICD-10) and Method of Diagnosis:2009-2010 - Females

AIZAWL DISTRICT

ICD-10	Site	Clinical		Microscopic		X-Ray/Imaging		DCO		Others		Unknown		Total	
		#	%	#	%	#	%	#	%	#	%	#	%	#	%
C00	Lip	-	-	-	-	-	-	-	-	-	-	-	-	-	-
C01-C02	Tongue	-	-	2	100.0	-	-	-	-	-	-	-	-	2	100.0
C03-C06	Mouth	-	-	3	100.0	-	-	-	-	-	-	-	-	3	100.0
C07-C08	Salivary Gland	-	-	-	-	-	-	-	-	-	-	-	-	-	-
C09	Tonsil	-	-	1	50.0	-	-	-	-	1	50.0	-	-	2	100.0
C10	Oth. Oropharynx	-	-	1	100.0	-	-	-	-	-	-	-	-	1	100.0
C11	Nasopharynx	-	-	11	84.6	-	-	-	-	1	7.7	1	7.7	13	100.0
C12-C13	Hypopharynx	-	-	-	-	-	-	-	-	-	-	-	-	-	-
C14	Pharynx Unspecified	-	-	-	-	-	-	1	50.0	1	50.0	-	-	2	100.0
C15	Oesophagus	-	-	17	89.5	-	-	1	5.3	-	-	1	5.3	19	100.0
C16	Stomach	-	-	51	69.9	2	2.7	10	13.7	10	13.7	-	-	73	100.0
C17	Small Intestine	-	-	-	-	-	-	-	-	-	-	-	-	-	-
C18	Colon	1	7.1	9	64.3	1	7.1	-	-	3	21.4	-	-	14	100.0
C19-C20	Rectum	1	8.3	10	83.3	1	8.3	-	-	-	-	-	-	12	100.0
C21	Anus & Anal Canal	-	-	-	-	-	-	-	-	-	-	-	-	-	-
C22	Liver	2	9.1	9	40.9	1	4.5	6	27.3	4	18.2	-	-	22	100.0
C23-C24	Gallbladder etc.	1	7.7	3	23.1	2	15.4	1	7.7	6	46.2	-	-	13	100.0
C25	Pancreas	1	12.5	2	25.0	4	50.0	-	-	1	12.5	-	-	8	100.0
C30-C31	Nose, Sinuses etc.	-	-	1	100.0	-	-	-	-	-	-	-	-	1	100.0
C32	Larynx	-	-	1	100.0	-	-	-	-	-	-	-	-	1	100.0
C33-C34	Lung etc.	13	12.4	64	61.0	8	7.6	4	3.8	15	14.3	1	1.0	105	100.0
C37-C38	Other Thoracic Organs	-	-	-	-	-	-	-	-	-	-	-	-	-	-
C40-C41	Bone	-	-	3	50.0	2	33.3	-	-	1	16.7	-	-	6	100.0
C43	Melanoma of Skin	-	-	-	-	-	-	-	-	-	-	-	-	-	-
C44	Other Skin	-	-	14	93.3	-	-	-	-	1	6.7	-	-	15	100.0
C45	Mesothelioma	-	-	-	-	-	-	-	-	-	-	-	-	-	-
C46	Kaposi Sarcoma	-	-	-	-	-	-	-	-	-	-	-	-	-	-
C47+C49	Conn. & Soft Tissue	-	-	1	100.0	-	-	-	-	-	-	-	-	1	100.0
C50	Breast	2	2.4	74	90.2	-	-	1	1.2	4	4.9	1	1.2	82	100.0
C51	Vulva	-	-	-	-	-	-	-	-	-	-	-	-	-	-
C52	Vagina	-	-	1	100.0	-	-	-	-	-	-	-	-	1	100.0
C53	Cervix Uteri	2	2.6	57	74.0	5	6.5	2	2.6	10	13.0	1	1.3	77	100.0
C54	Corpus Uteri	-	-	9	100.0	-	-	-	-	-	-	-	-	9	100.0
C55	Uterus Unspecified	-	-	-	-	-	-	-	-	-	-	-	-	-	-
C56	Ovary etc.	1	7.1	7	50.0	2	14.3	1	7.1	3	21.4	-	-	14	100.0
C57	Other Female Genital	-	-	-	-	-	-	-	-	-	-	-	-	-	-
C58	Placenta	-	-	-	-	-	-	-	-	-	-	-	-	-	-
C64	Kidney etc.	-	-	-	-	-	-	-	-	2	100.0	-	-	2	100.0
C65	Renal Pelvis	-	-	-	-	-	-	-	-	-	-	-	-	-	-
C66	Ureter	-	-	-	-	-	-	-	-	-	-	-	-	-	-
C67	Bladder	-	-	1	100.0	-	-	-	-	-	-	-	-	1	100.0
C68	Uns. Urinary Organs	-	-	-	-	-	-	-	-	-	-	-	-	-	-
C69	Eye	-	-	-	-	-	-	-	-	-	-	-	-	-	-
C70-C72	Brain, Nervous System	1	16.7	-	-	-	-	3	50.0	2	33.3	-	-	6	100.0
C73	Thyroid	1	10.0	7	70.0	1	10.0	-	-	1	10.0	-	-	10	100.0
C74	Adrenal Gland	-	-	-	-	-	-	-	-	-	-	-	-	-	-
C81	Hodgkins Disease	-	-	-	-	-	-	-	-	-	-	-	-	-	-
C82-C85,C96	NHL	-	-	9	90.0	-	-	-	-	1	10.0	-	-	10	100.0
C88	Malig Imn.Prol D	-	-	-	-	-	-	-	-	-	-	-	-	-	-
C90	Multiple Myeloma	-	-	-	-	1	100.0	-	-	-	-	-	-	1	100.0
C91	Lymphoid Leuk.	-	-	-	-	-	-	-	-	-	-	-	-	-	-
C92-C94	Myeloid Leukaemia	-	-	4	100.0	-	-	-	-	-	-	-	-	4	100.0
C95	Leukaemia Uns	-	-	3	75.0	-	-	1	25.0	-	-	-	-	4	100.0
O&U*	Other and Uns	1	1.6	14	22.2	1	1.6	43	68.3	4	6.3	-	-	63	100.0
	All Sites	27	4.5	389	65.2	31	5.2	74	12.4	71	11.9	5	0.8	597	100.0

* O&U includes the Sites (ICD-10: C26, C39, C48, C75, C76, C77, C78, C79, C80, C97)

TABLE AIZ-5(a): Number (#) and Proportion (%) of Cancers by Site (ICD-10) and Detailed Microscopic Diagnosis:2009-2010 - Males

AIZAWL DISTRICT

ICD-10	Site	Pri. Hist		Sec. Hist		Cytology		Blood Film		Bone Marrow		Others		Total	
		#	%	#	%	#	%	#	%	#	%	#	%	#	%
C00	Lip	-	-	-	-	-	-	-	-	-	-	-	-	-	-
C01-C02	Tongue	14	87.5	-	-	1	6.3	-	-	-	-	1	6.3	16	100.0
C03-C06	Mouth	6	66.7	-	-	1	11.1	-	-	-	-	2	22.2	9	100.0
C07-C08	Salivary Gland	2	50.0	-	-	2	50.0	-	-	-	-	-	-	4	100.0
C09	Tonsil	3	75.0	-	-	-	-	-	-	-	-	1	25.0	4	100.0
C10	Oth. Oropharynx	3	75.0	-	-	-	-	-	-	-	-	1	25.0	4	100.0
C11	Nasopharynx	14	73.7	-	-	3	15.8	-	-	-	-	2	10.5	19	100.0
C12-C13	Hypopharynx	34	81.0	1	2.4	2	4.8	-	-	-	-	5	11.9	42	100.0
C14	Pharynx Unspecified	2	25.0	-	-	-	-	-	-	-	-	6	75.0	8	100.0
C15	Oesophagus	86	74.8	-	-	10	8.7	-	-	-	-	19	16.5	115	100.0
C16	Stomach	109	70.8	-	-	7	4.5	-	-	-	-	38	24.7	154	100.0
C17	Small Intestine	1	50.0	-	-	-	-	-	-	-	-	1	50.0	2	100.0
C18	Colon	7	87.5	-	-	-	-	-	-	-	-	1	12.5	8	100.0
C19-C20	Rectum	13	86.7	-	-	-	-	-	-	-	-	2	13.3	15	100.0
C21	Anus & Anal Canal	-	-	-	-	-	-	-	-	-	-	-	-	-	-
C22	Liver	1	3.1	-	-	15	46.9	-	-	-	-	16	50.0	32	100.0
C23-C24	Gallbladder etc.	2	20.0	-	-	-	-	-	-	-	-	8	80.0	10	100.0
C25	Pancreas	-	-	-	-	-	-	-	-	-	-	8	100.0	8	100.0
C30-C31	Nose, Sinuses etc.	1	50.0	-	-	-	-	-	-	-	-	1	50.0	2	100.0
C32	Larynx	14	58.3	-	-	2	8.3	-	-	-	-	8	33.3	24	100.0
C33-C34	Lung etc.	25	23.8	-	-	45	42.9	-	-	-	-	35	33.3	105	100.0
C37-C38	Other Thoracic Organs	-	-	-	-	-	-	-	-	-	-	-	-	-	-
C40-C41	Bone	2	66.7	-	-	-	-	-	-	-	-	1	33.3	3	100.0
C43	Melanoma of Skin	-	-	-	-	-	-	-	-	-	-	-	-	-	-
C44	Other Skin	4	100.0	-	-	-	-	-	-	-	-	-	-	4	100.0
C45	Mesothelioma	-	-	-	-	-	-	-	-	-	-	-	-	-	-
C46	Kaposi Sarcoma	-	-	-	-	-	-	-	-	-	-	-	-	-	-
C47+C49	Conn. & Soft Tissue	1	100.0	-	-	-	-	-	-	-	-	-	-	1	100.0
C50	Breast	-	-	-	-	-	-	-	-	-	-	-	-	-	-
C60	Penis	3	100.0	-	-	-	-	-	-	-	-	-	-	3	100.0
C61	Prostate	1	20.0	-	-	-	-	-	-	-	-	4	80.0	5	100.0
C62	Testis	-	-	-	-	-	-	-	-	-	-	-	-	-	-
C63	Other Male Genital	-	-	-	-	-	-	-	-	-	-	-	-	-	-
C64	Kidney etc.	2	50.0	-	-	1	25.0	-	-	-	-	1	25.0	4	100.0
C65	Renal Pelvis	-	-	-	-	-	-	-	-	-	-	-	-	-	-
C66	Ureter	-	-	-	-	-	-	-	-	-	-	-	-	-	-
C67	Bladder	2	28.6	-	-	1	14.3	-	-	-	-	4	57.1	7	100.0
C68	Uns.Urinary Organs	-	-	-	-	-	-	-	-	-	-	-	-	-	-
C69	Eye	-	-	-	-	-	-	-	-	-	-	-	-	-	-
C70-C72	Brain, Nervous System	-	-	-	-	-	-	-	-	-	-	2	100.0	2	100.0
C73	Thyroid	4	66.7	-	-	1	16.7	-	-	-	-	1	16.7	6	100.0
C74	Adrenal Gland	-	-	-	-	-	-	-	-	-	-	1	100.0	1	100.0
C81	Hodgkins Disease	-	-	-	-	-	-	-	-	-	-	-	-	-	-
C82-C85,C96	NHL	2	28.6	-	-	3	42.9	-	-	2	28.6	-	-	7	100.0
C88	Malig Imn.Prol D	-	-	-	-	-	-	-	-	-	-	-	-	-	-
C90	Multiple Myeloma	-	-	-	-	-	-	1	50.0	-	-	1	50.0	2	100.0
C91	Lymphoid Leuk.	-	-	-	-	-	-	1	50.0	1	50.0	-	-	2	100.0
C92-C94	Myeloid Leukaemia	-	-	-	-	-	-	4	80.0	1	20.0	-	-	5	100.0
C95	Leukaemia Uns	-	-	-	-	-	-	2	50.0	1	25.0	1	25.0	4	100.0
O&U*	Other and Uns	2	3.4	-	-	14	23.7	-	-	-	-	43	72.9	59	100.0
	All Sites	360	51.7	1	0.1	108	15.5	8	1.1	5	0.7	214	30.7	696	100.0

* O&U includes the Sites (ICD-10: C26, C39, C48, C75, C76, C77, C78, C79, C80, C97)

TABLE AIZ-5(b): Number (#) and Proportion (%) of Cancers by Site (ICD-10) and Detailed Microscopic Diagnosis:2009-2010 - Females

AIZAWL DISTRICT

ICD-10	Site	Pri. Hist		Sec. Hist		Cytology		Blood Film		Bone Marrow		Others		Total	
		#	%	#	%	#	%	#	%	#	%	#	%	#	%
C00	Lip	-	-	-	-	-	-	-	-	-	-	-	-	-	-
C01-C02	Tongue	2	100.0	-	-	-	-	-	-	-	-	-	-	2	100.0
C03-C06	Mouth	3	100.0	-	-	-	-	-	-	-	-	-	-	3	100.0
C07-C08	Salivary Gland	-	-	-	-	-	-	-	-	-	-	-	-	-	-
C09	Tonsil	1	50.0	-	-	-	-	-	-	-	-	1	50.0	2	100.0
C10	Oth. Oropharynx	1	100.0	-	-	-	-	-	-	-	-	-	-	1	100.0
C11	Nasopharynx	9	69.2	-	-	2	15.4	-	-	-	-	2	15.4	13	100.0
C12-C13	Hypopharynx	-	-	-	-	-	-	-	-	-	-	-	-	-	-
C14	Pharynx Unspecified	-	-	-	-	-	-	-	-	-	-	2	100.0	2	100.0
C15	Oesophagus	16	84.2	-	-	1	5.3	-	-	-	-	2	10.5	19	100.0
C16	Stomach	46	63.0	1	1.4	4	5.5	-	-	-	-	22	30.1	73	100.0
C17	Small Intestine	-	-	-	-	-	-	-	-	-	-	-	-	-	-
C18	Colon	9	64.3	-	-	-	-	-	-	-	-	5	35.7	14	100.0
C19-C20	Rectum	10	83.3	-	-	-	-	-	-	-	-	2	16.7	12	100.0
C21	Anus & Anal Canal	-	-	-	-	-	-	-	-	-	-	-	-	-	-
C22	Liver	1	4.5	-	-	8	36.4	-	-	-	-	13	59.1	22	100.0
C23-C24	Gallbladder etc.	3	23.1	-	-	-	-	-	-	-	-	10	76.9	13	100.0
C25	Pancreas	1	12.5	-	-	1	12.5	-	-	-	-	6	75.0	8	100.0
C30-C31	Nose, Sinuses etc.	1	100.0	-	-	-	-	-	-	-	-	-	-	1	100.0
C32	Larynx	1	100.0	-	-	-	-	-	-	-	-	-	-	1	100.0
C33-C34	Lung etc.	20	19.0	-	-	44	41.9	-	-	-	-	41	39.0	105	100.0
C37-C38	Other Thoracic Organs	-	-	-	-	-	-	-	-	-	-	-	-	-	-
C40-C41	Bone	1	16.7	-	-	2	33.3	-	-	-	-	3	50.0	6	100.0
C43	Melanoma of Skin	-	-	-	-	-	-	-	-	-	-	-	-	-	-
C44	Other Skin	14	93.3	-	-	-	-	-	-	-	-	1	6.7	15	100.0
C45	Mesothelioma	-	-	-	-	-	-	-	-	-	-	-	-	-	-
C46	Kaposi Sarcoma	-	-	-	-	-	-	-	-	-	-	-	-	-	-
C47+C49	Conn. & Soft Tissue	1	100.0	-	-	-	-	-	-	-	-	-	-	1	100.0
C50	Breast	42	51.2	-	-	31	37.8	-	-	1	1.2	8	9.8	82	100.0
C51	Vulva	-	-	-	-	-	-	-	-	-	-	-	-	-	-
C52	Vagina	1	100.0	-	-	-	-	-	-	-	-	-	-	1	100.0
C53	Cervix Uteri	57	74.0	-	-	-	-	-	-	-	-	20	26.0	77	100.0
C54	Corpus Uteri	9	100.0	-	-	-	-	-	-	-	-	-	-	9	100.0
C55	Uterus Unspecified	-	-	-	-	-	-	-	-	-	-	-	-	-	-
C56	Ovary etc.	6	42.9	-	-	1	7.1	-	-	-	-	7	50.0	14	100.0
C57	Other Female Genital	-	-	-	-	-	-	-	-	-	-	-	-	-	-
C58	Placenta	-	-	-	-	-	-	-	-	-	-	-	-	-	-
C64	Kidney etc.	-	-	-	-	-	-	-	-	-	-	2	100.0	2	100.0
C65	Renal Pelvis	-	-	-	-	-	-	-	-	-	-	-	-	-	-
C66	Ureter	-	-	-	-	-	-	-	-	-	-	-	-	-	-
C67	Bladder	1	100.0	-	-	-	-	-	-	-	-	-	-	1	100.0
C68	Uns.Urinary Organs	-	-	-	-	-	-	-	-	-	-	-	-	-	-
C69	Eye	-	-	-	-	-	-	-	-	-	-	-	-	-	-
C70-C72	Brain, Nervous System	-	-	-	-	-	-	-	-	-	-	6	100.0	6	100.0
C73	Thyroid	6	60.0	-	-	1	10.0	-	-	-	-	3	30.0	10	100.0
C74	Adrenal Gland	-	-	-	-	-	-	-	-	-	-	-	-	-	-
C81	Hodgkins Disease	-	-	-	-	-	-	-	-	-	-	-	-	-	-
C82-C85,C96	NHL	5	50.0	-	-	1	10.0	1	10.0	2	20.0	1	10.0	10	100.0
C88	Malig Imn.Prol D	-	-	-	-	-	-	-	-	-	-	-	-	-	-
C90	Multiple Myeloma	-	-	-	-	-	-	-	-	-	-	1	100.0	1	100.0
C91	Lymphoid Leuk.	-	-	-	-	-	-	-	-	-	-	-	-	-	-
C92-C94	Myeloid Leukaemia	-	-	-	-	-	-	-	-	4	100.0	-	-	4	100.0
C95	Leukaemia Uns	-	-	-	-	-	-	2	50.0	1	25.0	1	25.0	4	100.0
O&U*	Other and Uns	6	9.5	-	-	8	12.7	-	-	-	-	49	77.8	63	100.0
	All Sites	273	45.7	1	0.2	104	17.4	3	0.5	8	1.3	208	34.8	597	100.0

* O&U includes the Sites (ICD-10: C26, C39, C48, C75, C76, C77, C78, C79, C80, C97)

TABLE AIZ-6(a): Number of Cancer Deaths by Five Year Age Group and Site (ICD-10):2009-2010 – Males

%= Relative Proportion of Cancers of All Sites.

AIZAWL DISTRICT

ICD-10	Site	0-4	5-9	10-14	15-19	20-24	25-29	30-34	35-39	40-44	45-49	50-54	55-59	60-64	65-69	70-74	75+	Unkn	Total	%
C00	Lip	-	-	-	-	-	-	-	-	-	-	-	-	-	-	-	-	-	-	-
C01-C02	Tongue	-	-	-	-	-	-	-	1	-	-	-	-	1	-	-	-	-	2	0.52
C03-C06	Mouth	-	-	-	-	-	-	1	-	2	1	-	-	-	-	-	-	-	4	1.04
C07-C08	Salivary Gland	-	-	-	-	-	-	-	-	-	-	-	-	-	-	-	-	-	-	-
C09	Tonsil	-	-	-	-	-	-	-	-	1	-	-	1	-	-	-	-	-	2	0.52
C10	Oth. Oropharynx	-	-	-	-	-	-	-	-	-	1	-	-	-	-	-	-	-	1	0.26
C11	Nasopharynx	-	-	-	-	-	-	-	1	1	-	1	1	1	1	1	1	-	7	1.83
C12-C13	Hypopharynx	-	-	-	-	-	-	-	2	2	3	2	2	-	-	-	-	-	11	2.87
C14	Pharynx Unspecified	1	-	-	-	1	-	-	-	3	-	-	1	1	-	-	-	-	7	1.83
C15	Oesophagus	-	-	-	-	-	-	1	-	8	12	12	8	4	5	3	3	-	56	14.62
C16	Stomach	-	-	-	-	-	-	3	-	4	6	16	8	14	20	13	15	-	99	25.85
C17	Small Intestine	-	-	-	-	-	-	-	-	-	-	-	-	1	-	1	-	-	2	0.52
C18	Colon	-	-	-	-	-	-	-	-	-	-	2	1	1	1	-	-	-	4	1.04
C19-C20	Rectum	-	-	-	-	-	-	-	1	-	1	1	1	1	1	1	1	-	7	1.83
C21	Anus & Anal Canal	-	-	-	-	-	-	-	-	-	-	-	-	-	-	-	-	-	-	-
C22	Liver	-	-	-	-	-	3	-	2	1	1	-	2	2	2	4	5	-	22	5.74
C23-C24	Gallbladder etc.	-	-	-	-	-	-	-	-	-	-	-	-	2	-	3	-	-	5	1.31
C25	Pancreas	-	-	-	-	-	-	-	-	1	-	-	-	1	1	-	-	-	3	0.78
C30-C31	Nose, Sinuses etc.	-	-	-	-	-	-	-	-	-	-	-	-	-	-	-	-	-	-	-
C32	Larynx	-	-	-	-	-	-	-	-	1	1	2	1	2	-	-	-	-	7	1.83
C33-C34	Lung etc.	-	-	-	-	-	-	-	1	1	2	6	9	10	5	9	13	-	56	14.62
C37-C38	Other Thoracic Organs	-	-	-	-	-	-	-	-	-	-	-	-	-	-	-	-	-	-	-
C40-C41	Bone	-	-	-	-	-	-	-	-	-	-	1	-	-	-	-	-	-	1	0.26
C43	Melanoma of Skin	-	-	-	-	-	-	-	-	-	-	-	-	-	-	-	-	-	-	-
C44	Other Skin	-	-	-	1	-	-	-	-	-	-	-	-	-	-	1	2	-	4	1.04
C45	Mesothelioma	-	-	-	-	-	-	-	-	-	-	-	-	-	-	-	-	-	-	-
C46	Kaposi Sarcoma	-	-	-	-	-	-	-	-	-	-	-	-	-	-	-	-	-	-	-
C47 + C49	Conn. & Soft Tissue	-	-	-	-	-	-	-	-	-	-	-	-	-	-	-	-	-	-	-
C50	Breast	-	-	-	-	-	-	-	-	-	-	-	-	-	-	-	-	-	-	-
C60	Penis	-	-	-	-	-	-	-	-	-	-	-	-	-	-	-	1	-	1	0.26
C61	Prostate	-	-	-	-	-	-	-	-	-	-	-	-	-	-	-	1	-	1	0.26
C62	Testis	-	-	-	-	-	-	-	-	-	-	2	-	-	-	-	-	-	2	0.52
C63	Other Male Genital	-	-	-	-	-	-	-	-	-	-	-	-	-	-	-	-	-	-	-
C64	Kidney etc.	1	-	-	-	-	-	-	-	-	-	1	-	-	-	-	-	-	2	0.52
C65	Renal Pelvis	-	-	-	-	-	-	-	-	-	-	-	-	-	-	-	-	-	-	-
C66	Ureter	-	-	-	-	-	-	-	-	-	-	-	-	-	-	-	-	-	-	-
C67	Bladder	-	-	-	-	-	-	-	-	-	-	-	-	-	-	-	1	-	1	0.26
C68	Uns. Urinary Organs	-	-	-	-	-	-	-	-	-	-	-	-	-	-	-	-	-	-	-
C69	Eye	-	-	-	-	-	-	-	-	-	-	-	-	-	-	-	-	-	-	-
C70-C72	Brain, Nervous System	-	-	-	-	-	-	-	-	-	-	-	-	1	1	-	-	-	2	0.52
C73	Thyroid	-	-	-	-	1	-	-	-	-	-	1	-	1	1	-	-	-	4	1.04
C74	Adrenal Gland	-	-	-	-	-	-	-	-	-	-	-	-	-	-	-	-	-	-	-
C81	Hodgkins Disease	-	-	-	-	-	-	-	-	-	-	-	-	-	-	-	-	-	-	-
C82-C85,C96	NHL	-	1	-	-	-	1	-	1	-	-	-	1	-	-	-	-	-	4	1.04
C88	Malignant Imm. Prol D	-	-	-	-	-	-	-	-	-	-	-	-	-	-	-	-	-	-	-
C90	Multiple Myeloma	-	-	-	-	-	-	-	-	-	-	-	-	-	-	-	-	-	-	-
C91	Lymphoid Leuk.	-	-	-	-	-	-	-	-	-	-	-	-	-	-	-	-	-	-	-
C92-C94	Myeloid Leukaemia	-	-	-	-	1	1	-	-	-	-	-	-	-	-	-	1	-	3	0.78
C95	Leukaemia Uns	-	2	1	-	-	-	-	-	1	-	-	-	1	-	-	-	-	5	1.31
O&U*	Other and Uns	-	-	-	-	-	1	1	1	2	8	6	8	4	5	8	14	-	58	15.14
	All Sites	2	3	1	1	3	6	6	5	21	41	47	49	42	51	43	62	-	383	100.00

* O&U includes the Sites (ICD-10: C26, C39, C48, C75, C76, C77, C78, C79, C80, C97)

TABLE AIZ-6(b): Number of Cancer Deaths by Five Year Age Group and Site (ICD-10):2009-2010 – Females

%= Relative Proportion of Cancers of All Sites.

AIZAWL DISTRICT

ICD-10	Site	0-4	5-9	10-14	15-19	20-24	25-29	30-34	35-39	40-44	45-49	50-54	55-59	60-64	65-69	70-74	75+	Unkn	Total	%
C00	Lip	-	-	-	-	-	-	-	-	-	-	-	-	-	-	-	-	-	-	-
C01-C02	Tongue	-	-	-	-	-	-	-	-	-	-	-	-	-	-	-	-	-	-	-
C03-C06	Mouth	-	-	-	-	-	-	-	-	-	-	-	-	-	-	-	-	-	-	-
C07-C08	Salivary Gland	-	-	-	-	-	-	1	-	-	-	-	-	-	-	-	-	-	1	0.36
C09	Tonsil	-	-	-	-	-	-	-	1	-	-	-	-	-	-	-	-	-	1	0.36
C10	Oth. Oropharynx	-	-	-	-	-	-	-	-	-	-	1	-	-	-	-	1	-	2	0.73
C11	Nasopharynx	-	-	-	-	-	-	-	-	-	-	1	1	2	1	-	-	-	5	1.82
C12-C13	Hypopharynx	-	-	-	-	-	-	-	-	-	-	-	-	-	-	-	-	-	-	-
C14	Pharynx Unspecified	-	-	-	-	-	-	-	-	-	-	-	1	-	1	-	-	-	2	0.73
C15	Oesophagus	-	-	-	-	-	-	-	-	2	-	2	-	-	-	-	2	-	6	2.18
C16	Stomach	-	-	-	-	1	1	1	-	2	3	6	8	4	10	10	-	46	16.73	
C17	Small Intestine	-	-	-	-	-	-	-	-	-	1	-	-	-	-	-	1	-	2	0.73
C18	Colon	-	-	-	-	1	-	-	-	-	-	-	-	2	-	-	-	-	3	1.09
C19-C20	Rectum	-	-	-	-	-	-	1	1	-	-	1	-	-	-	-	1	-	4	1.45
C21	Anus & Anal Canal	-	-	-	-	-	-	-	-	-	-	1	-	-	-	-	-	-	1	0.36
C22	Liver	-	-	-	-	-	1	-	2	2	2	2	2	1	2	3	-	17	6.18	
C23-C24	Gallbladder etc.	-	-	-	-	-	-	-	-	-	1	-	2	-	2	1	-	6	2.18	
C25	Pancreas	-	-	-	-	-	-	-	-	-	1	-	-	1	2	1	-	5	1.82	
C30-C31	Nose, Sinuses etc.	-	-	-	-	-	-	-	-	-	-	-	-	-	-	-	-	-	-	-
C32	Larynx	-	-	-	-	-	-	-	-	-	-	1	-	-	1	-	-	-	2	0.73
C33-C34	Lung etc.	-	-	-	-	1	1	-	-	1	4	7	6	6	10	11	-	47	17.09	
C37-C38	Other Thoracic Organs	-	-	-	-	-	-	-	-	-	-	-	-	-	-	-	-	-	-	-
C40-C41	Bone	-	-	-	-	-	-	-	1	-	-	-	-	-	-	-	1	-	2	0.73
C43	Melanoma of Skin	-	-	-	-	-	-	-	-	-	-	-	-	-	-	-	-	-	-	-
C44	Other Skin	-	-	-	1	-	-	-	-	-	-	1	-	-	-	-	-	-	2	0.73
C45	Mesothelioma	-	-	-	-	-	-	-	-	-	-	-	-	-	-	-	-	-	-	-
C46	Kaposi Sarcoma	-	-	-	-	-	-	-	-	-	-	-	-	-	-	-	-	-	-	-
C47+C49	Conn. & Soft Tissue	-	-	-	-	-	-	-	-	-	-	-	-	-	-	-	-	-	-	-
C50	Breast	-	-	-	-	1	-	-	1	2	3	3	4	1	-	-	-	-	15	5.45
C51	Vulva	-	-	-	-	-	-	-	-	-	-	-	-	-	-	-	-	-	-	-
C52	Vagina	-	-	-	-	-	-	-	-	-	-	-	-	-	-	-	-	-	-	-
C53	Cervix Uteri	-	-	-	-	-	4	1	2	1	4	2	3	2	2	1	-	-	22	8.00
C54	Corpus Uteri	-	-	-	-	-	1	-	-	-	-	-	-	-	-	-	-	-	1	0.36
C55	Uterus Unspecified	-	-	-	-	-	-	-	-	-	-	-	-	-	-	-	-	-	-	-
C56	Ovary etc.	-	-	-	-	-	-	-	1	1	2	2	1	-	-	-	-	-	7	2.55
C57	Other Female Genital	-	-	-	-	-	-	-	-	-	-	-	-	-	-	-	-	-	-	-
C58	Placenta	-	-	-	-	-	-	-	-	-	-	-	-	-	-	-	-	-	-	-
C64	Kidney etc.	1	-	-	-	-	-	-	-	-	-	-	-	-	-	-	-	-	1	0.36
C65	Renal Pelvis	-	-	-	-	-	-	-	-	-	-	-	-	-	-	-	-	-	-	-
C66	Ureter	-	-	-	-	-	-	-	-	-	-	-	-	-	-	-	-	-	-	-
C67	Bladder	-	-	-	-	-	-	1	-	-	-	-	1	-	1	2	-	-	5	1.82
C68	Uns.Urinary Organs	-	-	-	-	-	-	-	-	-	-	-	-	-	-	-	-	-	-	-
C69	Eye	-	-	-	-	-	-	-	-	-	-	-	-	-	-	-	-	-	-	-
C70-C72	Brain, NS	-	-	-	1	-	-	2	-	-	1	-	-	-	-	-	2	-	6	2.18
C73	Thyroid	-	-	-	-	-	-	-	-	-	-	-	1	-	1	4	-	-	6	2.18
C74	Adrenal Gland	-	-	-	-	-	-	-	-	-	-	-	-	-	-	-	-	-	-	-
C81	Hodgkins Disease	-	-	-	-	-	-	-	-	-	-	-	-	-	-	-	-	-	-	-
C82-C85,C96	NHL	1	-	-	-	-	-	-	-	1	-	-	-	2	-	1	-	-	5	1.82
C88	Malig Imn.Prol D	-	-	-	-	-	-	-	-	-	-	-	-	-	-	-	-	-	-	-
C90	Multiple Myeloma	-	-	-	-	-	-	-	-	-	-	-	-	-	-	-	-	-	-	-
C91	Lymphoid Leuk.	-	-	-	-	-	-	-	-	-	-	-	-	-	-	-	-	-	-	-
C92-C94	Myeloid Leukaemia	1	-	-	-	-	-	-	-	-	-	-	-	-	-	-	-	-	1	0.36
C95	Leukaemia Uns	-	-	-	-	1	-	-	1	-	1	1	-	-	-	-	1	-	5	1.82
O&U*	Other and Uns	-	-	-	-	2	-	-	-	2	5	4	6	2	10	16	-	47	17.09	
	All Sites	3	-	-	1	1	7	11	5	10	14	27	35	38	21	44	58	-	275	100.00

* O&U includes the Sites (ICD-10: C26, C39, C48, C75, C76, C77, C78, C79, C80, C97)

TABLE AIZ-7(a): Average Annual Age Specific, Crude (CR), Age Adjusted (AAR) (with Standard Error (SE)) and Truncated (35-64 Yrs) (TR) Mortality Rate per 100,000 population:2009-2010 - Males

AIZAWL DISTRICT

ICD-10	0-4	5-9	10-14	15-19	20-24	25-29	30-34	35-39	40-44	45-49	50-54	55-59	60-64	65-69	70-74	>75	CR	AAR	SE	TR
C00	-	-	-	-	-	-	-	-	-	-	-	-	-	-	-	-	-	-	-	-
C01-C02	-	-	-	-	-	-	-	-	3.8	-	-	-	-	16.5	-	-	0.5	0.7	0.55	0.7
C03-C06	-	-	-	-	-	-	3.0	-	-	11.0	6.1	-	-	-	-	-	1.0	1.1	0.59	3.1
C07-C08	-	-	-	-	-	-	-	-	-	-	-	-	-	-	-	-	-	-	-	-
C09	-	-	-	-	-	-	-	-	-	5.5	-	-	15.0	-	-	-	0.5	0.9	0.68	3.0
C10	-	-	-	-	-	-	-	-	-	-	6.1	-	-	-	-	-	0.2	0.3	0.31	1.0
C11	-	-	-	-	-	-	-	-	3.8	5.5	-	11.2	15.0	16.5	19.9	21.3	1.7	2.9	1.14	5.2
C12-C13	-	-	-	-	-	-	-	-	7.7	11.0	18.4	22.5	30.0	-	-	-	2.7	4.1	1.31	13.3
C14	3.0	-	-	-	1.9	-	-	-	-	16.4	-	-	15.0	16.5	-	-	1.7	2.6	1.04	5.1
C15	-	-	-	-	-	-	3.0	-	30.7	65.7	73.6	90.0	60.0	82.4	59.6	63.8	13.5	20.6	2.86	49.9
C16	-	-	-	-	-	-	9.1	-	15.4	32.9	98.1	90.0	209.9	329.7	258.1	318.9	23.9	41.8	4.33	63.8
C17	-	-	-	-	-	-	-	-	-	-	-	-	-	16.5	-	21.3	0.5	0.9	0.65	-
C18	-	-	-	-	-	-	-	-	-	-	-	22.5	15.0	16.5	-	-	1.0	2.0	1.00	4.8
C19-C20	-	-	-	-	-	-	-	-	3.8	-	6.1	11.2	15.0	16.5	19.9	21.3	1.7	2.9	1.14	5.1
C21	-	-	-	-	-	-	-	-	-	-	-	-	-	-	-	-	-	-	-	-
C22	-	-	-	-	-	7.3	-	6.0	3.8	5.5	-	22.5	30.0	33.0	79.4	106.3	5.3	8.3	1.87	9.7
C23-C24	-	-	-	-	-	-	-	-	-	-	-	-	-	33.0	-	63.8	1.2	2.3	1.02	-
C25	-	-	-	-	-	-	-	-	-	5.5	-	-	-	16.5	19.9	-	0.7	1.2	0.71	1.1
C30-C31	-	-	-	-	-	-	-	-	-	-	-	-	-	-	-	-	-	-	-	-
C32	-	-	-	-	-	-	-	-	-	5.5	6.1	22.5	15.0	33.0	-	-	1.7	3.1	1.21	6.9
C33-C34	-	-	-	-	-	-	-	3.0	3.8	11.0	36.8	101.2	149.9	82.4	178.7	276.4	13.5	24.5	3.36	41.8
C37-C38	-	-	-	-	-	-	-	-	-	-	-	-	-	-	-	-	-	-	-	-
C40-C41	-	-	-	-	-	-	-	-	-	-	-	11.2	-	-	-	-	0.2	0.4	0.45	1.5
C43	-	-	-	-	-	-	-	-	-	-	-	-	-	-	-	-	-	-	-	-
C44	-	-	-	2.1	-	-	-	-	-	-	-	-	-	-	19.9	42.5	1.0	1.4	0.74	-
C45	-	-	-	-	-	-	-	-	-	-	-	-	-	-	-	-	-	-	-	-
C46	-	-	-	-	-	-	-	-	-	-	-	-	-	-	-	-	-	-	-	-
C47+C49	-	-	-	-	-	-	-	-	-	-	-	-	-	-	-	-	-	-	-	-
C50	-	-	-	-	-	-	-	-	-	-	-	-	-	-	-	-	-	-	-	-
C60	-	-	-	-	-	-	-	-	-	-	-	-	-	-	-	21.3	0.2	0.4	0.43	-
C61	-	-	-	-	-	-	-	-	-	-	-	-	-	-	-	21.3	0.2	0.4	0.43	-
C62	-	-	-	-	-	-	-	-	-	-	-	22.5	-	-	-	-	0.5	0.9	0.64	2.9
C63	-	-	-	-	-	-	-	-	-	-	-	-	-	-	-	-	-	-	-	-
C64	3.0	-	-	-	-	-	-	-	-	-	-	11.2	-	-	-	-	0.5	0.8	0.58	1.5
C65	-	-	-	-	-	-	-	-	-	-	-	-	-	-	-	-	-	-	-	-
C66	-	-	-	-	-	-	-	-	-	-	-	-	-	-	-	-	-	-	-	-
C67	-	-	-	-	-	-	-	-	-	-	-	-	-	-	-	21.3	0.2	0.4	0.43	-
C68	-	-	-	-	-	-	-	-	-	-	-	-	-	-	-	-	-	-	-	-
C69	-	-	-	-	-	-	-	-	-	-	-	-	-	-	-	-	-	-	-	-
C70-C72	-	-	-	-	-	-	-	-	-	-	-	-	-	16.5	19.9	-	0.5	0.9	0.63	-
C73	-	-	-	-	1.9	-	-	-	-	-	-	11.2	-	16.5	19.9	-	1.0	1.5	0.79	1.5
C74	-	-	-	-	-	-	-	-	-	-	-	-	-	-	-	-	-	-	-	-
C81	-	-	-	-	-	-	-	-	-	-	-	-	-	-	-	-	-	-	-	-
C82-C85,C96	-	2.6	-	-	-	2.4	-	3.0	-	-	-	11.2	-	-	-	-	1.0	1.1	0.58	2.0
C88	-	-	-	-	-	-	-	-	-	-	-	-	-	-	-	-	-	-	-	-
C90	-	-	-	-	-	-	-	-	-	-	-	-	-	-	-	-	-	-	-	-
C91	-	-	-	-	-	-	-	-	-	-	-	-	-	-	-	-	-	-	-	-
C92-C94	-	-	-	-	1.9	2.4	-	-	-	-	-	-	-	-	-	21.3	0.7	0.8	0.49	-
C95	-	5.3	2.3	-	-	-	-	-	-	5.5	-	-	-	16.5	-	-	1.2	1.6	0.73	1.1
O&U*	-	-	-	-	-	2.4	3.0	3.0	7.7	43.8	36.8	90.0	60.0	82.4	158.8	297.7	14.0	23.1	3.11	35.8
All	6.1	7.9	2.3	2.1	5.7	14.6	18.2	14.9	80.6	224.6	288.1	551.1	629.6	840.8	853.7	1318.	92.5	154.1	8.13	260.8

* O&U includes the Sites (ICD-10: C26, C39, C48, C75, C76, C77, C78, C79, C80, C97)

TABLE AIZ-7(b): Average Annual Age Specific, Crude (CR), Age Adjusted (AAR) (with Standard Error (SE)) and Truncated (35-64 Yrs) (TR) Mortality Rate per 100,000 population:2009-2010 - Females

AIZAWL DISTRICT

ICD-10	0-4	5-9	10-14	15-19	20-24	25-29	30-34	35-39	40-44	45-49	50-54	55-59	60-64	65-69	70-74	>75	CR	AAR	SE	TR
C00	-	-	-	-	-	-	-	-	-	-	-	-	-	-	-	-	-	-	-	-
C01-C02	-	-	-	-	-	-	-	-	-	-	-	-	-	-	-	-	-	-	-	-
C03-C06	-	-	-	-	-	-	-	-	-	-	-	-	-	-	-	-	-	-	-	-
C07-C08	-	-	-	-	-	-	3.4	-	-	-	-	-	-	-	-	-	0.3	0.2	0.21	-
C09	-	-	-	-	-	-	-	3.2	-	-	-	-	-	-	-	-	0.3	0.2	0.19	0.6
C10	-	-	-	-	-	-	-	-	-	-	-	12.2	-	-	-	16.9	0.5	0.8	0.59	1.6
C11	-	-	-	-	-	-	-	-	-	-	-	12.2	14.2	32.6	20.9	-	1.3	2.5	1.10	3.4
C12-C13	-	-	-	-	-	-	-	-	-	-	-	-	-	-	-	-	-	-	-	-
C14	-	-	-	-	-	-	-	-	-	-	-	-	14.2	-	20.9	-	0.5	1.0	0.71	1.8
C15	-	-	-	-	-	-	-	-	-	12.0	-	24.4	-	-	-	33.9	1.5	2.4	0.98	5.5
C16	-	-	-	-	-	2.6	3.4	3.2	-	12.0	21.2	73.3	113.7	65.2	208.5	169.3	11.5	19.4	2.93	30.5
C17	-	-	-	-	-	-	-	-	-	-	7.1	-	-	-	-	16.9	0.5	0.7	0.49	1.1
C18	-	-	-	-	-	2.6	-	-	-	-	-	-	-	32.6	-	-	0.8	1.2	0.72	-
C19-C20	-	-	-	-	-	-	-	3.2	4.1	-	-	12.2	-	-	-	16.9	1.0	1.3	0.67	3.0
C21	-	-	-	-	-	-	-	-	-	-	-	12.2	-	-	-	-	0.3	0.5	0.49	1.6
C22	-	-	-	-	-	-	3.4	-	8.1	12.0	14.2	24.4	28.4	16.3	41.7	50.8	4.3	6.6	1.65	13.0
C23-C24	-	-	-	-	-	-	-	-	-	-	7.1	-	28.4	-	41.7	16.9	1.5	2.7	1.11	4.8
C25	-	-	-	-	-	-	-	-	-	-	7.1	-	-	16.3	41.7	16.9	1.3	2.0	0.91	1.1
C30-C31	-	-	-	-	-	-	-	-	-	-	-	-	-	-	-	-	-	-	-	-
C32	-	-	-	-	-	-	-	-	-	-	-	12.2	-	-	20.9	-	0.5	0.9	0.64	1.6
C33-C34	-	-	-	-	-	2.6	3.4	-	-	6.0	28.3	85.5	85.3	97.8	208.5	186.3	11.8	19.9	2.96	27.8
C37-C38	-	-	-	-	-	-	-	-	-	-	-	-	-	-	-	-	-	-	-	-
C40-C41	-	-	-	-	-	-	-	-	4.1	-	-	-	-	-	-	16.9	0.5	0.6	0.42	0.8
C43	-	-	-	-	-	-	-	-	-	-	-	-	-	-	-	-	-	-	-	-
C44	-	-	-	-	1.9	-	-	-	-	-	-	12.2	-	-	-	-	0.5	0.6	0.51	1.6
C45	-	-	-	-	-	-	-	-	-	-	-	-	-	-	-	-	-	-	-	-
C46	-	-	-	-	-	-	-	-	-	-	-	-	-	-	-	-	-	-	-	-
C47+C49	-	-	-	-	-	-	-	-	-	-	-	-	-	-	-	-	-	-	-	-
C50	-	-	-	-	-	2.6	-	-	4.1	12.0	21.2	36.7	56.9	16.3	-	-	3.8	6.5	1.73	18.6
C51	-	-	-	-	-	-	-	-	-	-	-	-	-	-	-	-	-	-	-	-
C52	-	-	-	-	-	-	-	-	-	-	-	-	-	-	-	-	-	-	-	-
C53	-	-	-	-	-	-	13.8	3.2	8.1	6.0	28.3	24.4	42.7	32.6	41.7	16.9	5.5	8.1	1.83	16.6
C54	-	-	-	-	-	-	3.4	-	-	-	-	-	-	-	-	-	0.3	0.2	0.21	-
C55	-	-	-	-	-	-	-	-	-	-	-	-	-	-	-	-	-	-	-	-
C56	-	-	-	-	-	-	-	-	4.1	6.0	14.2	24.4	14.2	-	-	-	1.8	2.9	1.11	9.2
C57	-	-	-	-	-	-	-	-	-	-	-	-	-	-	-	-	-	-	-	-
C58	-	-	-	-	-	-	-	-	-	-	-	-	-	-	-	-	-	-	-	-
C64	3.1	-	-	-	-	-	-	-	-	-	-	-	-	-	-	-	0.3	0.4	0.38	-
C65	-	-	-	-	-	-	-	-	-	-	-	-	-	-	-	-	-	-	-	-
C66	-	-	-	-	-	-	-	-	-	-	-	-	-	-	-	-	-	-	-	-
C67	-	-	-	-	-	-	-	3.2	-	-	-	-	14.2	-	20.9	33.9	1.3	1.9	0.87	2.4
C68	-	-	-	-	-	-	-	-	-	-	-	-	-	-	-	-	-	-	-	-
C69	-	-	-	-	-	-	-	-	-	-	-	-	-	-	-	-	-	-	-	-
C70-C72	-	-	-	2.0	-	-	6.9	-	-	6.0	-	-	-	-	-	33.9	1.5	1.6	0.69	1.2
C73	-	-	-	-	-	-	-	-	-	-	-	-	14.2	-	20.9	67.7	1.5	2.3	0.98	1.8
C74	-	-	-	-	-	-	-	-	-	-	-	-	-	-	-	-	-	-	-	-
C81	-	-	-	-	-	-	-	-	-	-	-	-	-	-	-	-	-	-	-	-
C82-C85,C96	3.1	-	-	-	-	-	-	-	4.1	-	-	-	28.4	-	20.9	-	1.3	2.2	1.01	4.5
C88	-	-	-	-	-	-	-	-	-	-	-	-	-	-	-	-	-	-	-	-
C90	-	-	-	-	-	-	-	-	-	-	-	-	-	-	-	-	-	-	-	-
C91	-	-	-	-	-	-	-	-	-	-	-	-	-	-	-	-	-	-	-	-
C92-C94	3.1	-	-	-	-	-	-	-	-	-	-	-	-	-	-	-	0.3	0.4	0.38	-
C95	-	-	-	-	-	2.6	-	-	4.1	-	7.1	12.2	-	-	-	16.9	1.3	1.6	0.76	3.5
O&U*	-	-	-	-	-	5.2	-	-	-	12.0	35.4	48.9	85.3	32.6	208.5	270.9	11.8	18.8	2.81	25.3
All	9.4	-	-	2.0	1.9	18.2	37.8	15.8	40.7	83.8	191.2	427.7	540.3	342.4	917.4	982.1	69.0	110.1	6.85	182.9

* O&U includes the Sites (ICD-10: C26, C39, C48, C75, C76, C77, C78, C79, C80, C97)

TABLE AIZ-8(a): Cumulative Rate (Cu.Rate%) & Cumulative Risk (Cu.Risk) of individual sites (ICD-10) based on age specific rates (from 0-64 years and from 0-74 Years) 2009-2010 - Males

AIZAWL DISTRICT

ICD-10	Site	0 - 64 Years		0 - 74 Years	
		Cu. Rate %	Cu. Risk	Cu. Rate%	Cu. Risk
C00	Lip	-	-	-	-
C01-C02	Tongue	0.7	0.7	0.7	0.7
C03-C06	Mouth	0.3	0.3	0.4	0.4
C07-C08	Salivary Gland	-	-	-	-
C09	Tonsil	0.1	0.1	0.1	0.1
C10	Oth. Oropharynx	0.2	0.2	0.2	0.2
C11	Nasopharynx	0.5	0.5	0.8	0.8
C12-C13	Hypopharynx	1.3	1.3	1.7	1.7
C14	Pharynx Unspecified	0.1	0.1	0.3	0.3
C15	Oesophagus	3.6	3.5	4.7	4.8
C16	Stomach	4.0	3.9	7.3	7.6
C17	Small Intestine	-	-	0.1	0.1
C18	Colon	0.4	0.4	0.5	0.5
C19-C20	Rectum	0.3	0.3	0.6	0.6
C21	Anus & Anal Canal	-	-	-	-
C22	Liver	0.7	0.7	1.3	1.3
C23-C24	Gallbladder etc.	0.1	0.1	0.3	0.3
C25	Pancreas	0.1	0.1	0.5	0.5
C30-C31	Nose, Sinuses etc.	0.1	0.1	0.1	0.1
C32	Larynx	0.9	0.8	1.0	1.0
C33-C34	Lung etc.	2.8	2.8	5.3	5.5
C37-C38	Other Thoracic Organs	-	-	-	-
C40-C41	Bone	0.1	0.1	0.1	0.1
C43	Melanoma of Skin	-	-	-	-
C44	Other Skin	0.1	0.1	0.3	0.3
C45	Mesothelioma	-	-	-	-
C46	Kaposi Sarcoma	-	-	-	-
C47+C49	Conn. & Soft Tissue	-	-	-	-
C50	Breast	-	-	-	-
C60	Penis	0.1	0.1	0.1	0.1
C61	Prostate	0.1	0.1	0.3	0.3
C62	Testis	-	-	-	-
C63	Other Male Genital	-	-	-	-
C64	Kidney etc.	0.1	0.1	0.2	0.2
C65	Renal Pelvis	-	-	-	-
C66	Ureter	-	-	-	-
C67	Bladder	0.2	0.2	0.3	0.3
C68	Uns.Urinary Organs	-	-	-	-
C69	Eye	-	-	-	-
C70-C72	Brain, Nervous System	-	-	0.2	0.2
C73	Thyroid	0.1	0.1	0.4	0.4
C74	Adrenal Gland	-	-	-	-
C81	Hodgkins Disease	-	-	-	-
C82-C85,C96	NHL	0.1	0.1	0.4	0.4
C88	Malig Imn.Prol D	-	-	-	-
C90	Multiple Myeloma	-	-	-	-
C91	Lymphoid Leuk.	-	-	-	-
C92-C94	Myeloid Leukaemia	0.1	0.1	0.1	0.1
C95	Leukaemia Uns	-	-	0.1	0.1
O&U*	Other and Uns	1.1	1.1	2.2	2.3
	All Sites	18.51	16.90	31.35	26.91

* O&U includes the Sites (ICD-10: C26, C39, C48, C75, C76, C77, C78, C79, C80, C97)

TABLE AIZ-8(b): Cumulative Rate (Cu.Rate%) & Cumulative Risk (Cu.Risk) of individual sites (ICD-10) based on age specific rates (from 0-64 years and from 0-74 Years)2009-2010 - Females

AIZAWL DISTRICT

ICD-10	Site	0 - 64 Years		0 - 74 Years	
		Cu. Rate %	Cu. Risk	Cu. Rate%	Cu. Risk
C00	Lip	-	-	-	-
C01-C02	Tongue	0.1	0.1	0.1	0.1
C03-C06	Mouth	0.1	0.1	0.2	0.2
C07-C08	Salivary Gland	-	-	-	-
C09	Tonsil	-	-	-	-
C10	Oth. Oropharynx	-	-	-	-
C11	Nasopharynx	0.5	0.5	0.7	0.7
C12-C13	Hypopharynx	-	-	-	-
C14	Pharynx Unspecified	0.1	0.1	0.2	0.2
C15	Oesophagus	0.6	0.6	0.8	0.8
C16	Stomach	2.2	2.2	4.1	4.2
C17	Small Intestine	-	-	-	-
C18	Colon	0.2	0.2	0.6	0.6
C19-C20	Rectum	0.2	0.2	0.4	0.4
C21	Anus & Anal Canal	-	-	-	-
C22	Liver	0.7	0.7	0.9	0.9
C23-C24	Gallbladder etc.	0.2	0.2	0.6	0.6
C25	Pancreas	0.1	0.1	0.4	0.4
C30-C31	Nose, Sinuses etc.	-	-	-	-
C32	Larynx	-	-	0.1	0.1
C33-C34	Lung etc.	2.6	2.6	5.6	5.8
C37-C38	Other Thoracic Organs	-	-	-	-
C40-C41	Bone	0.1	0.1	0.1	0.1
C43	Melanoma of Skin	-	-	-	-
C44	Other Skin	0.3	0.3	0.4	0.5
C45	Mesothelioma	-	-	-	-
C46	Kaposi Sarcoma	-	-	-	-
C47+C49	Conn. & Soft Tissue	-	-	-	-
C50	Breast	2.4	2.4	3.6	3.7
C51	Vulva	-	-	-	-
C52	Vagina	-	-	-	-
C53	Cervix Uteri	2.1	2.1	2.3	2.3
C54	Corpus Uteri	0.4	0.4	0.4	0.4
C55	Uterus Unspecified	-	-	-	-
C56	Ovary etc.	0.6	0.6	0.6	0.6
C57	Other Female Genital	-	-	-	-
C58	Placenta	-	-	-	-
C64	Kidney etc.	-	-	0.1	0.1
C65	Renal Pelvis	-	-	-	-
C66	Ureter	-	-	-	-
C67	Bladder	-	-	-	-
C68	Uns.Urinary Organs	-	-	-	-
C69	Eye	-	-	-	-
C70-C72	Brain, Nervous System	0.1	0.1	0.1	0.1
C73	Thyroid	0.3	0.3	0.4	0.4
C74	Adrenal Gland	-	-	-	-
C81	Hodgkins Disease	-	-	-	-
C82-C85,C96	NHL	0.2	0.2	0.4	0.4
C88	Malig Imn.Prol D	-	-	-	-
C90	Multiple Myeloma	-	-	0.1	0.1
C91	Lymphoid Leuk.	-	-	-	-
C92-C94	Myeloid Leukaemia	0.1	0.1	0.1	0.1
C95	Leukaemia Uns	0.1	0.1	0.1	0.1
O&U*	Other and Uns	1.4	1.4	2.5	2.5
	All Sites	15.81	14.62	26.36	23.17

* O&U includes the Sites (ICD-10: C26, C39, C48, C75, C76, C77, C78, C79, C80, C97)

Figure MEA-1
Population Pyramid showing Age Distribution:2009-2010
MIZORAM STATE - EXCL. AIZAWL DISTRICT

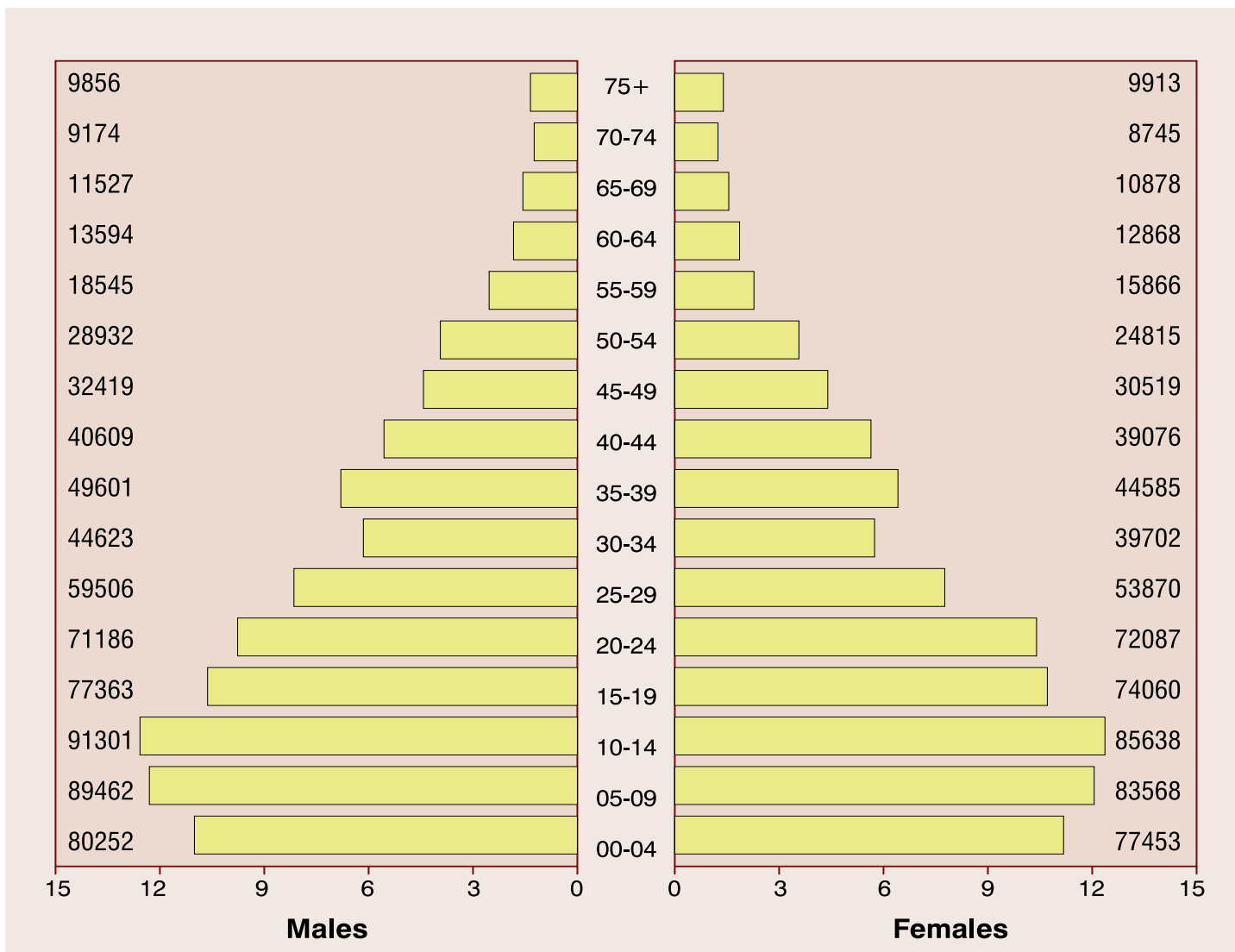


TABLE MEA-1
Population by Five Year Age Group and Gender:2009-2010
Number and Relative Proportion (%)
MIZORAM STATE - EXCL. AIZAWL DISTRICT

Age Group	Males		Females	
	Number	%	Number	%
00-04	80252	11.0	77453	11.3
05-09	89462	12.3	83568	12.2
10-14	91301	12.5	85638	12.5
15-19	77363	10.6	74060	10.8
20-24	71186	9.8	72087	10.5
25-29	59506	8.2	53870	7.9
30-34	44623	6.1	39702	5.8
35-39	49601	6.8	44585	6.5
40-44	40609	5.6	39076	5.7
45-49	32419	4.5	30519	4.5
50-54	28932	4.0	24815	3.6
55-59	18545	2.6	15866	2.3
60-64	13594	1.9	12868	1.9
65-69	11527	1.6	10878	1.6
70-74	9174	1.3	8745	1.3
75+	9856	1.4	9913	1.5
Total	727950	100.00	683643	100.00

TABLE MEA-2(a): Number of Incident Cancers by Five Year Age Group and Site (ICD-10):2009-2010 - Males

% = Relative Proportion of Cancers of All Sites.

MIZORAM STATE - EXCL. AIZAWL DISTRICT

ICD-10	Site	0-4	5-9	10-14	15-19	20-24	25-29	30-34	35-39	40-44	45-49	50-54	55-59	60-64	65-69	70-74	75+	Unkn	Total	%
C00	Lip	-	-	-	-	-	-	-	-	-	-	-	-	-	-	-	-	-	-	-
C01-C02	Tongue	-	-	-	-	-	-	-	-	1	3	3	-	2	2	1	-	-	12	1.76
C03-C06	Mouth	-	-	-	-	-	-	-	-	-	2	1	1	1	-	1	-	-	6	0.88
C07-C08	Salivary Gland	-	-	-	-	-	-	-	1	-	-	-	1	-	-	-	-	-	2	0.29
C09	Tonsil	-	-	-	-	-	-	-	-	-	1	-	1	-	-	-	-	-	2	0.29
C10	Oth. Oropharynx	-	-	-	-	-	-	-	-	-	-	-	-	-	-	-	1	-	1	0.15
C11	Nasopharynx	-	-	-	-	2	-	1	1	2	-	3	3	2	2	2	2	-	20	2.94
C12-C13	Hypopharynx	-	-	-	-	-	-	-	1	2	2	6	2	4	3	1	1	-	22	3.24
C14	Pharynx Unspecified	-	-	-	-	-	-	1	1	-	2	2	-	2	-	-	1	-	9	1.32
C15	Oesophagus	-	-	-	-	-	-	-	2	9	16	17	15	13	6	2	4	-	84	12.35
C16	Stomach	-	-	-	-	-	1	1	2	6	11	11	23	38	26	21	30	-	170	25.00
C17	Small Intestine	-	-	-	-	-	-	-	-	-	-	-	-	-	-	-	-	-	-	-
C18	Colon	-	-	-	-	-	-	-	-	-	2	1	2	3	-	-	1	-	9	1.32
C19-C20	Rectum	-	-	-	-	1	-	-	-	-	2	1	3	4	2	2	7	-	22	3.24
C21	Anus & Anal Canal	-	-	-	-	-	-	-	-	-	-	-	-	-	-	-	-	-	-	-
C22	Liver	-	-	-	-	-	1	1	2	4	-	3	5	5	3	3	2	-	29	4.26
C23-C24	Gallbladder etc.	-	-	-	-	-	-	-	1	-	-	2	-	3	1	1	-	-	8	1.18
C25	Pancreas	-	-	-	-	-	-	-	1	-	1	1	-	-	1	1	1	-	6	0.88
C30-C31	Nose, Sinuses etc.	-	-	-	-	-	-	-	-	-	-	-	-	-	-	-	-	-	-	-
C32	Larynx	-	-	-	-	-	-	-	-	1	1	2	1	2	3	2	2	-	14	2.06
C33-C34	Lung etc.	-	1	-	-	-	1	-	-	-	3	8	11	10	21	14	17	-	86	12.65
C37-C38	Other Thoracic Organs	-	-	-	-	-	-	-	-	-	-	-	-	-	1	-	-	-	1	0.15
C40-C41	Bone	-	-	-	1	-	1	1	2	-	-	-	-	-	-	-	1	-	6	0.88
C43	Melanoma of Skin	-	-	-	-	-	-	-	-	-	-	-	-	-	-	-	-	-	-	-
C44	Other Skin	-	-	-	-	-	-	-	-	1	1	1	2	2	2	-	-	-	9	1.32
C45	Mesothelioma	-	-	-	-	-	-	-	-	-	-	-	-	-	-	-	-	-	-	-
C46	Kaposi Sarcoma	-	-	-	-	-	-	-	-	-	-	-	-	-	-	-	-	-	-	-
C47+C49	Conn. & Soft Tissue	-	-	-	-	-	-	-	-	-	-	-	2	-	-	-	-	-	2	0.29
C50	Breast	-	-	-	-	-	-	-	-	-	-	-	-	1	-	-	-	-	1	0.15
C60	Penis	-	-	-	-	-	-	-	-	-	-	-	2	-	1	-	-	-	3	0.44
C61	Prostate	-	-	-	-	-	-	-	-	-	-	-	-	1	2	1	1	-	5	0.74
C62	Testis	-	-	-	-	-	-	-	-	-	-	1	-	-	-	-	-	-	1	0.15
C63	Other Male Genital	-	-	-	-	-	-	-	-	-	-	-	-	-	-	-	-	-	-	-
C64	Kidney etc.	-	-	-	-	-	-	-	-	-	-	-	1	-	-	-	-	-	1	0.15
C65	Renal Pelvis	-	-	-	-	-	-	-	-	-	-	-	-	-	-	-	-	-	-	-
C66	Ureter	-	-	-	-	-	-	-	-	-	-	-	-	-	-	-	-	-	-	-
C67	Bladder	-	-	-	-	-	-	-	-	-	-	1	-	1	2	1	3	-	8	1.18
C68	Uns.Urinary Organs	-	-	-	-	-	-	-	-	-	-	-	-	-	-	-	-	-	-	-
C69	Eye	1	-	-	-	-	-	-	-	-	-	-	-	-	-	-	-	-	1	0.15
C70-C72	Brain, NS	-	-	1	-	-	-	-	-	-	-	1	1	-	1	-	1	-	5	0.74
C73	Thyroid	-	-	-	-	-	-	1	-	-	-	-	1	1	1	1	-	-	5	0.74
C74	Adrenal Gland	-	-	-	-	-	-	-	-	-	-	-	-	-	-	-	-	-	-	-
C81	Hodgkins Disease	-	-	-	-	-	-	-	-	-	-	-	-	-	-	-	-	-	-	-
C82-C85,C96	NHL	-	1	-	-	-	-	-	1	-	2	2	-	2	3	1	1	-	13	1.91
C88	Malig Imn.Prol D	-	-	-	-	-	-	-	-	-	-	-	-	-	-	-	-	-	-	-
C90	Multiple Myeloma	-	-	-	-	-	-	-	-	-	-	-	-	-	-	-	-	-	-	-
C91	Lymphoid Leuk.	1	-	1	-	-	1	-	-	-	-	-	-	-	-	-	-	-	3	0.44
C92-C94	Myeloid Leukaemia	-	-	1	1	1	2	1	-	-	2	-	-	1	1	-	-	-	10	1.47
C95	Leukaemia Uns	-	-	-	1	1	1	-	-	-	-	-	-	-	-	-	-	-	3	0.44
O&U*	Other and Uns	-	2	-	1	1	2	-	4	7	10	13	9	11	7	14	20	-	101	14.85
	All Sites	2	4	3	4	6	10	7	19	33	61	80	86	109	91	69	96	-	680	100.0

* O&U includes the Sites (ICD-10: C26, C39, C48, C75, C76, C77, C78, C79, C80, C97)

TABLE MEA-2(b): Number of Incident Cancers by Five Year Age Group and Site (ICD-10):2009-2010 - Females

% = Relative Proportion of Cancers of All Sites.

MIZORAM STATE - EXCL. AIZAWL DISTRICT

ICD-10	Site	0-4	5-9	10-14	15-19	20-24	25-29	30-34	35-39	40-44	45-49	50-54	55-59	60-64	65-69	70-74	75+	Unkn	Total	%
C00	Lip	-	-	-	-	-	-	-	-	-	-	-	-	-	-	-	-	-	-	-
C01-C02	Tongue	-	-	-	-	-	-	-	1	-	-	-	-	1	-	-	-	-	2	0.39
C03-C06	Mouth	-	-	-	-	-	-	-	1	-	-	-	1	-	-	-	-	-	2	0.39
C07-C08	Salivary Gland	-	-	-	-	1	-	-	-	-	-	-	-	1	-	-	-	-	2	0.39
C09	Tonsil	-	-	-	-	-	-	-	1	-	-	-	1	-	-	1	-	-	3	0.59
C10	Oth. Oropharynx	-	-	-	-	-	-	-	-	-	-	-	-	-	-	-	-	-	-	-
C11	Nasopharynx	-	-	-	1	-	-	-	1	1	1	6	1	1	-	-	-	-	12	2.35
C12-C13	Hypopharynx	-	-	-	-	-	-	-	-	-	-	-	2	1	1	1	-	-	5	0.98
C14	Pharynx Unspecified	-	-	-	-	-	-	-	-	-	-	-	-	-	-	1	-	-	1	0.20
C15	Oesophagus	-	-	-	-	-	-	-	-	5	8	3	4	2	-	4	-	-	26	5.10
C16	Stomach	-	-	-	-	-	-	2	5	5	12	7	12	10	7	19	-	-	79	15.49
C17	Small Intestine	-	-	-	-	1	-	-	-	1	-	1	1	-	-	-	-	-	4	0.78
C18	Colon	-	-	-	-	-	1	-	-	-	-	-	-	1	-	-	1	-	3	0.59
C19-C20	Rectum	-	-	-	-	-	2	-	-	1	-	1	2	1	-	3	3	-	13	2.55
C21	Anus & Anal Canal	-	-	-	-	-	-	-	-	-	-	-	-	-	-	-	-	-	-	-
C22	Liver	-	-	-	-	-	-	2	-	1	2	4	2	1	1	1	1	-	15	2.94
C23-C24	Gallbladder etc.	-	-	-	-	-	-	-	1	1	1	1	2	-	-	1	1	-	8	1.57
C25	Pancreas	-	-	-	-	-	-	-	-	-	-	-	-	3	-	1	1	-	5	0.98
C30-C31	Nose, Sinuses etc.	-	-	-	-	-	-	-	-	-	-	-	-	1	-	-	-	-	1	0.20
C32	Larynx	-	-	-	-	-	-	-	1	1	-	-	1	-	1	-	-	-	4	0.78
C33-C34	Lung etc.	-	-	-	-	-	1	1	-	2	8	2	12	13	16	13	14	-	82	16.08
C37-C38	Other Thoracic Organs	-	-	-	-	-	-	-	-	-	-	-	-	-	-	-	-	-	-	-
C40-C41	Bone	-	-	-	-	-	-	1	-	-	-	-	-	-	1	-	-	-	2	0.39
C43	Melanoma of Skin	-	-	-	-	-	-	-	-	-	-	-	-	-	-	-	-	-	-	-
C44	Other Skin	-	-	-	-	-	1	-	-	-	-	-	-	1	1	-	1	-	4	0.78
C45	Mesothelioma	-	-	-	-	-	-	-	-	-	-	-	-	-	-	-	-	-	-	-
C46	Kaposi Sarcoma	-	-	-	-	-	-	-	-	-	-	-	-	-	-	-	-	-	-	-
C47+C49	Conn. & Soft Tissue	-	-	-	-	-	-	-	-	-	-	-	-	-	-	-	-	-	-	-
C50	Breast	-	-	-	-	-	2	1	6	4	10	7	4	5	1	2	-	-	42	8.24
C51	Vulva	-	-	-	-	-	-	-	-	-	-	-	1	-	-	1	-	-	2	0.39
C52	Vagina	-	-	-	-	-	-	-	-	-	-	-	-	-	-	-	-	-	-	-
C53	Cervix Uteri	-	-	-	-	-	2	9	10	11	10	13	3	5	1	3	2	-	69	13.53
C54	Corpus Uteri	-	-	-	-	-	-	-	1	-	1	-	1	2	-	-	-	-	5	0.98
C55	Uterus Unspecified	-	-	-	-	-	-	-	-	-	-	2	-	-	-	1	-	-	3	0.59
C56	Ovary etc.	-	-	-	-	-	-	-	1	1	4	1	3	3	-	1	-	-	14	2.75
C57	Other Female Genital	-	-	-	-	-	-	-	-	-	-	-	-	-	-	-	-	-	-	-
C58	Placenta	-	-	-	-	-	2	-	-	-	-	-	-	-	-	-	-	-	2	0.39
C64	Kidney etc.	-	-	-	-	-	-	-	-	-	-	-	-	-	-	-	-	-	-	-
C65	Renal Pelvis	-	-	-	-	-	-	-	-	-	-	-	-	-	-	-	-	-	-	-
C66	Ureter	-	-	-	-	-	-	-	-	-	-	-	-	-	-	-	-	-	-	-
C67	Bladder	-	-	-	-	-	-	-	-	-	-	-	-	-	1	-	-	-	1	0.20
C68	Uns.Urinary Organs	1	-	-	-	-	-	-	-	-	-	-	-	-	-	-	-	-	1	0.20
C69	Eye	-	-	-	-	-	-	-	1	-	-	-	-	-	-	-	-	-	1	0.20
C70-C72	Brain, NS	-	-	-	-	-	-	1	-	-	2	-	-	1	-	-	-	-	4	0.78
C73	Thyroid	-	-	-	-	1	-	-	2	-	1	1	-	1	-	-	-	-	6	1.18
C74	Adrenal Gland	-	-	-	-	-	-	-	-	-	-	-	-	-	-	-	-	-	-	-
C81	Hodgkins Disease	-	-	-	-	-	-	-	-	-	-	-	-	-	-	-	-	-	-	-
C82-C85,C96	NHL	-	-	-	1	-	1	1	-	-	-	1	1	-	3	-	-	-	8	1.57
C88	Malig Imm.Prol D	-	-	-	-	-	-	-	-	-	-	-	-	-	-	-	-	-	-	-
C90	Multiple Myeloma	-	-	-	-	-	-	-	-	1	-	-	-	-	-	-	-	-	1	0.20
C91	Lymphoid Leuk.	-	-	-	-	-	2	-	-	-	-	-	-	-	-	-	-	-	2	0.39
C92-C94	Myeloid Leukaemia	-	-	-	1	-	-	-	-	-	-	1	-	-	-	-	-	-	2	0.39
C95	Leukaemia Uns	-	-	1	-	-	1	-	-	-	-	-	-	-	-	-	-	-	2	0.39
O&U*	Other and Uns	1	1	-	-	1	1	1	1	6	2	4	8	16	6	11	13	-	72	14.12
	All Sites	2	1	1	3	4	16	17	25	39	54	64	53	76	46	48	61	-	510	100.0

* O&U includes the Sites (ICD-10: C26, C39, C48, C75, C76, C77, C78, C79, C80, C97)

TABLE MEA-3(a): Average Annual Age Specific, Crude (CR), Age Adjusted (AAR) (with Standard Error (SE)) and Truncated (35-64 yrs) (TR) Incidence Rate per 100,000 population:2009-2010 - Males

MIZORAM STATE - EXCL. AIZAWL DISTRICT

ICD-10	0-4	5-9	10-14	15-19	20-24	25-29	30-34	35-39	40-44	45-49	50-54	55-59	60-64	65-69	70-74	>75	CR	AAR	SE	TR
C00	-	-	-	-	-	-	-	-	-	-	-	-	-	-	-	-	-	-	-	-
C01-C02	-	-	-	-	-	-	-	-	2.5	9.3	10.4	-	14.7	17.4	10.9	-	1.6	2.55	0.76	5.8
C03-C06	-	-	-	-	-	-	-	-	-	6.2	3.5	5.4	7.4	-	10.9	-	0.8	1.27	0.53	3.4
C07-C08	-	-	-	-	-	-	-	2.0	-	-	-	5.4	-	-	-	-	0.3	0.34	0.25	1.1
C09	-	-	-	-	-	-	-	-	-	3.1	-	5.4	-	-	-	-	0.3	0.40	0.28	1.3
C10	-	-	-	-	-	-	-	-	-	-	-	-	-	-	-	10.1	0.1	0.20	0.20	-
C11	-	-	-	-	2.8	-	2.2	2.0	4.9	-	10.4	16.2	14.7	17.4	21.8	20.3	2.7	3.89	0.90	7.0
C12-C13	-	-	-	-	-	-	-	2.0	4.9	6.2	20.7	10.8	29.4	26.0	10.9	10.1	3.0	4.63	1.02	11.1
C14	-	-	-	-	-	-	2.2	2.0	-	6.2	6.9	-	14.7	-	-	10.1	1.2	1.76	0.61	4.6
C15	-	-	-	-	-	-	-	4.0	22.2	49.4	58.8	80.9	95.6	52.1	21.8	40.6	11.5	17.34	1.94	46.9
C16	-	-	-	-	-	1.7	2.2	4.0	14.8	33.9	38.0	124.0	279.5	225.6	228.9	304.4	23.4	38.91	3.04	68.4
C17	-	-	-	-	-	-	-	-	-	-	-	-	-	-	-	-	-	-	-	-
C18	-	-	-	-	-	-	-	-	-	6.2	3.5	10.8	22.1	-	-	10.1	1.2	2.06	0.70	6.0
C19-C20	-	-	-	-	1.4	-	-	-	-	6.2	3.5	16.2	29.4	17.4	21.8	71.0	3.0	4.86	1.06	7.6
C21	-	-	-	-	-	-	-	-	-	-	-	-	-	-	-	-	-	-	-	-
C22	-	-	-	-	-	1.7	2.2	4.0	9.9	-	10.4	27.0	36.8	26.0	32.7	20.3	4.0	6.01	1.16	12.6
C23-C24	-	-	-	-	-	-	-	2.0	-	-	6.9	-	22.1	8.7	10.9	-	1.1	1.83	0.67	4.4
C25	-	-	-	-	-	-	-	2.0	-	3.1	3.5	-	-	8.7	10.9	10.1	0.8	1.16	0.48	1.5
C30-C31	-	-	-	-	-	-	-	-	-	-	-	-	-	-	-	-	-	-	-	-
C32	-	-	-	-	-	-	-	-	2.5	3.1	6.9	5.4	14.7	26.0	21.8	20.3	1.9	3.11	0.85	4.8
C33-C34	-	1.1	-	-	-	1.7	-	-	-	9.3	27.7	59.3	73.6	182.2	152.6	172.5	11.8	19.47	2.13	23.4
C37-C38	-	-	-	-	-	-	-	-	-	-	-	-	-	8.7	-	-	0.1	0.26	0.26	-
C40-C41	-	-	-	1.3	-	1.7	2.2	4.0	-	-	-	-	-	-	-	10.1	0.8	0.83	0.35	0.8
C43	-	-	-	-	-	-	-	-	-	-	-	-	-	-	-	-	-	-	-	-
C44	-	-	-	-	-	-	-	-	2.5	3.1	3.5	10.8	14.7	17.4	-	-	1.2	2.05	0.70	4.9
C45	-	-	-	-	-	-	-	-	-	-	-	-	-	-	-	-	-	-	-	-
C46	-	-	-	-	-	-	-	-	-	-	-	-	-	-	-	-	-	-	-	-
C47+C49	-	-	-	-	-	-	-	-	-	-	-	10.8	-	-	-	-	0.3	0.43	0.31	1.4
C50	-	-	-	-	-	-	-	-	-	-	-	-	7.4	-	-	-	0.1	0.29	0.29	0.9
C60	-	-	-	-	-	-	-	-	-	-	-	10.8	-	8.7	-	-	0.4	0.69	0.40	1.4
C61	-	-	-	-	-	-	-	-	-	-	-	-	7.4	17.4	10.9	10.1	0.7	1.24	0.56	0.9
C62	-	-	-	-	-	-	-	-	-	-	3.5	-	-	-	-	-	0.1	0.17	0.17	0.6
C63	-	-	-	-	-	-	-	-	-	-	-	-	-	-	-	-	-	-	-	-
C64	-	-	-	-	-	-	-	-	-	-	-	5.4	-	-	-	-	0.1	0.22	0.22	0.7
C65	-	-	-	-	-	-	-	-	-	-	-	-	-	-	-	-	-	-	-	-
C66	-	-	-	-	-	-	-	-	-	-	-	-	-	-	-	-	-	-	-	-
C67	-	-	-	-	-	-	-	-	-	-	3.5	-	7.4	17.4	10.9	30.4	1.1	1.81	0.65	1.5
C68	-	-	-	-	-	-	-	-	-	-	-	-	-	-	-	-	-	-	-	-
C69	1.2	-	-	-	-	-	-	-	-	-	-	-	-	-	-	-	0.1	0.15	0.15	-
C70-C72	-	-	1.1	-	-	-	-	-	-	-	3.5	5.4	-	8.7	-	10.1	0.7	0.95	0.44	1.3
C73	-	-	-	-	-	-	2.2	-	-	-	-	5.4	7.4	8.7	10.9	-	0.7	1.12	0.52	1.6
C74	-	-	-	-	-	-	-	-	-	-	-	-	-	-	-	-	-	-	-	-
C81	-	-	-	-	-	-	-	-	-	-	-	-	-	-	-	-	-	-	-	-
C82-C85,C96	-	1.1	-	-	-	-	-	2.0	-	6.2	6.9	-	14.7	26.0	10.9	10.1	1.8	2.74	0.79	4.6
C88	-	-	-	-	-	-	-	-	-	-	-	-	-	-	-	-	-	-	-	-
C90	-	-	-	-	-	-	-	-	-	-	-	-	-	-	-	-	-	-	-	-
C91	1.2	-	1.1	-	-	1.7	-	-	-	-	-	-	-	-	-	-	0.4	0.38	0.22	-
C92-C94	-	-	1.1	1.3	1.4	3.4	2.2	-	-	6.2	-	-	7.4	8.7	-	-	1.4	1.66	0.56	2.1
C95	-	-	-	1.3	1.4	1.7	-	-	-	-	-	-	-	-	-	-	0.4	0.36	0.21	-
O&U*	-	2.2	-	1.3	1.4	3.4	-	8.1	17.2	30.8	44.9	48.5	80.9	60.7	152.6	202.9	13.9	20.45	2.09	34.8
All	2.5	4.5	3.3	5.2	8.4	16.8	15.7	38.3	81.3	188.2	276.5	463.7	801.8	789.5	752.1	974.0	93.4	145.6	5.71	267.5

* O&U includes the Sites (ICD-10: C26, C39, C48, C75, C76, C77, C78, C79, C80, C97)

TABLE MEA-3(b): Average Annual Age Specific, Crude (CR), Age Adjusted (AAR) (with Standard Error (SE)) and Truncated (35-64 yrs) (TR) Incidence Rate per 100,000 population:2009-2010 - Females

MIZORAM STATE - EXCL. AIZAWL DISTRICT

ICD-10	0-4	5-9	10-14	15-19	20-24	25-29	30-34	35-39	40-44	45-49	50-54	55-59	60-64	65-69	70-74	>75	CR	AAR	SE	TR
C00	-	-	-	-	-	-	-	-	-	-	-	-	-	-	-	-	-	-	-	-
C01-C02	-	-	-	-	-	-	-	-	2.6	-	-	-	-	9.2	-	-	0.3	0.43	0.32	0.5
C03-C06	-	-	-	-	-	-	-	-	2.6	-	-	-	7.8	-	-	-	0.3	0.46	0.35	1.5
C07-C08	-	-	-	-	1.4	-	-	-	-	-	-	-	9.2	-	-	-	0.3	0.39	0.30	-
C09	-	-	-	-	-	-	-	-	2.6	-	-	-	7.8	-	-	10.1	0.4	0.67	0.40	1.5
C10	-	-	-	-	-	-	-	-	-	-	-	-	-	-	-	-	-	-	-	-
C11	-	-	-	1.4	-	-	-	2.2	2.6	3.3	24.2	6.3	7.8	-	-	-	1.8	2.38	0.71	7.3
C12-C13	-	-	-	-	-	-	-	-	-	-	-	12.6	7.8	9.2	11.4	-	0.7	1.32	0.59	2.6
C14	-	-	-	-	-	-	-	-	-	-	-	-	-	-	11.4	-	0.1	0.23	0.23	-
C15	-	-	-	-	-	-	-	-	-	16.4	32.2	18.9	31.1	18.4	-	40.4	3.8	5.95	1.19	14.8
C16	-	-	-	-	-	-	-	4.5	12.8	16.4	48.4	44.1	93.3	91.9	80.0	191.7	11.6	18.12	2.08	32.0
C17	-	-	-	-	1.4	-	-	-	-	3.3	-	6.3	7.8	-	-	-	0.6	0.87	0.46	2.5
C18	-	-	-	-	-	1.9	-	-	-	-	-	-	7.8	-	-	10.1	0.4	0.66	0.40	1.0
C19-C20	-	-	-	-	-	3.7	-	-	2.6	-	4.0	12.6	7.8	-	34.3	30.3	1.9	2.76	0.78	3.8
C21	-	-	-	-	-	-	-	-	-	-	-	-	-	-	-	-	-	-	-	-
C22	-	-	-	-	-	-	5.0	-	2.6	6.6	16.1	12.6	7.8	9.2	11.4	10.1	2.2	3.18	0.84	7.0
C23-C24	-	-	-	-	-	-	-	2.2	2.6	3.3	4.0	12.6	-	-	11.4	10.1	1.2	1.62	0.58	3.8
C25	-	-	-	-	-	-	-	-	-	-	-	-	23.3	-	11.4	10.1	0.7	1.36	0.62	3.0
C30-C31	-	-	-	-	-	-	-	-	-	-	-	-	7.8	-	-	-	0.1	0.31	0.31	1.0
C32	-	-	-	-	-	-	-	-	2.6	3.3	-	-	7.8	-	11.4	-	0.6	0.89	0.46	2.1
C33-C34	-	-	-	-	-	1.9	2.5	-	5.1	26.2	8.1	75.6	101.0	147.1	148.7	141.2	12.0	19.86	2.23	30.2
C37-C38	-	-	-	-	-	-	-	-	-	-	-	-	-	-	-	-	-	-	-	-
C40-C41	-	-	-	-	-	-	2.5	-	-	-	-	-	-	9.2	-	-	0.3	0.43	0.31	-
C43	-	-	-	-	-	-	-	-	-	-	-	-	-	-	-	-	-	-	-	-
C44	-	-	-	-	-	1.9	-	-	-	-	-	-	7.8	9.2	-	10.1	0.6	0.94	0.49	1.0
C45	-	-	-	-	-	-	-	-	-	-	-	-	-	-	-	-	-	-	-	-
C46	-	-	-	-	-	-	-	-	-	-	-	-	-	-	-	-	-	-	-	-
C47+C49	-	-	-	-	-	-	-	-	-	-	-	-	-	-	-	-	-	-	-	-
C50	-	-	-	-	-	3.7	2.5	13.5	10.2	32.8	28.2	25.2	38.9	9.2	22.9	-	6.1	8.54	1.36	23.7
C51	-	-	-	-	-	-	-	-	-	-	-	6.3	-	-	11.4	-	0.3	0.48	0.34	0.8
C52	-	-	-	-	-	-	-	-	-	-	-	-	-	-	-	-	-	-	-	-
C53	-	-	-	-	-	3.7	22.7	22.4	28.2	32.8	52.4	18.9	38.9	9.2	34.3	20.2	10.1	12.95	1.61	32.0
C54	-	-	-	-	-	-	-	2.2	-	3.3	-	6.3	15.5	-	-	-	0.7	1.20	0.56	3.9
C55	-	-	-	-	-	-	-	-	-	-	8.1	-	-	-	11.4	-	0.4	0.63	0.37	1.3
C56	-	-	-	-	-	-	-	2.2	2.6	13.1	4.0	18.9	23.3	-	11.4	-	2.0	3.19	0.88	9.6
C57	-	-	-	-	-	-	-	-	-	-	-	-	-	-	-	-	-	-	-	-
C58	-	-	-	-	-	3.7	-	-	-	-	-	-	-	-	-	-	0.3	0.30	0.21	-
C64	-	-	-	-	-	-	-	-	-	-	-	-	-	-	-	-	-	-	-	-
C65	-	-	-	-	-	-	-	-	-	-	-	-	-	-	-	-	-	-	-	-
C66	-	-	-	-	-	-	-	-	-	-	-	-	-	-	-	-	-	-	-	-
C67	-	-	-	-	-	-	-	-	-	-	-	-	-	9.2	-	-	0.1	0.28	0.28	-
C68	1.3	-	-	-	-	-	-	-	-	-	-	-	-	-	-	-	0.1	0.15	0.15	-
C69	-	-	-	-	-	-	-	-	2.6	-	-	-	-	-	-	-	0.1	0.15	0.15	0.5
C70-C72	-	-	-	-	-	-	2.5	-	-	6.6	-	-	7.8	-	-	-	0.6	0.86	0.44	2.3
C73	-	-	-	-	1.4	-	-	4.5	-	3.3	4.0	-	7.8	-	-	-	0.9	1.09	0.47	3.2
C74	-	-	-	-	-	-	-	-	-	-	-	-	-	-	-	-	-	-	-	-
C81	-	-	-	-	-	-	-	-	-	-	-	-	-	-	-	-	-	-	-	-
C82-C85,C96	-	-	-	1.4	-	1.9	2.5	-	-	-	4.0	6.3	-	27.6	-	-	1.2	1.70	0.63	1.5
C88	-	-	-	-	-	-	-	-	-	-	-	-	-	-	-	-	-	-	-	-
C90	-	-	-	-	-	-	-	-	2.6	-	-	-	-	-	-	-	0.1	0.15	0.15	0.5
C91	-	-	-	-	-	3.7	-	-	-	-	-	-	-	-	-	-	0.3	0.30	0.21	-
C92-C94	-	-	-	1.4	-	-	-	-	-	-	4.0	-	-	-	-	-	0.3	0.32	0.24	0.6
C95	-	-	1.2	-	-	1.9	-	-	-	-	-	-	-	-	-	-	0.3	0.25	0.18	-
O&U*	1.3	1.2	-	-	1.4	1.9	2.5	2.2	15.4	6.6	16.1	50.4	124.3	55.2	125.8	131.1	10.5	16.72	2.03	29.8
All	2.6	1.2	1.2	4.1	5.5	29.7	42.8	56.1	99.8	176.9	257.9	334.0	590.6	422.9	548.9	615.4	74.6	112.1	5.10	225.3

* O&U includes the Sites (ICD-10: C26, C39, C48, C75, C76, C77, C78, C79, C80, C97)

TABLE MEA-4(a): Number (#) and Proportion (%) of Cancers by Site (ICD-10) and Method of Diagnosis:2009-2010 - Males
MIZORAM STATE - EXCL. AIZAWL DISTRICT

ICD-10	Site	Clinical		Microscopic		X-Ray/Imaging		DCO		Others		Unknown		Total	
		#	%	#	%	#	%	#	%	#	%	#	%	#	%
C00	Lip	-	-	-	-	-	-	-	-	-	-	-	-	-	-
C01-C02	Tongue	-	-	8	66.7	1	8.3	1	8.3	2	16.7	-	-	12	100.0
C03-C06	Mouth	-	-	6	100.0	-	-	-	-	-	-	-	-	6	100.0
C07-C08	Salivary Gland	-	-	2	100.0	-	-	-	-	-	-	-	-	2	100.0
C09	Tonsil	-	-	2	100.0	-	-	-	-	-	-	-	-	2	100.0
C10	Oth. Oropharynx	-	-	-	-	1	100.0	-	-	-	-	-	-	1	100.0
C11	Nasopharynx	2	10.0	17	85.0	-	-	-	-	1	5.0	-	-	20	100.0
C12-C13	Hypopharynx	-	-	20	90.9	2	9.1	-	-	-	-	-	-	22	100.0
C14	Pharynx Unspecified	1	11.1	2	22.2	-	-	3	33.3	3	33.3	-	-	9	100.0
C15	Oesophagus	2	2.4	67	79.8	3	3.6	4	4.8	8	9.5	-	-	84	100.0
C16	Stomach	5	2.9	119	70.0	3	1.8	11	6.5	32	18.8	-	-	170	100.0
C17	Small Intestine	-	-	-	-	-	-	-	-	-	-	-	-	-	-
C18	Colon	-	-	5	55.6	2	22.2	-	-	2	22.2	-	-	9	100.0
C19-C20	Rectum	1	4.5	19	86.4	-	-	-	-	2	9.1	-	-	22	100.0
C21	Anus & Anal Canal	-	-	-	-	-	-	-	-	-	-	-	-	-	-
C22	Liver	2	6.9	11	37.9	2	6.9	7	24.1	7	24.1	-	-	29	100.0
C23-C24	Gallbladder etc.	-	-	4	50.0	1	12.5	1	12.5	2	25.0	-	-	8	100.0
C25	Pancreas	-	-	1	16.7	3	50.0	1	16.7	1	16.7	-	-	6	100.0
C30-C31	Nose, Sinuses etc.	-	-	-	-	-	-	-	-	-	-	-	-	-	-
C32	Larynx	2	14.3	10	71.4	-	-	-	-	2	14.3	-	-	14	100.0
C33-C34	Lung etc.	4	4.7	51	59.3	6	7.0	10	11.6	15	17.4	-	-	86	100.0
C37-C38	Other Thoracic Organs	-	-	1	100.0	-	-	-	-	-	-	-	-	1	100.0
C40-C41	Bone	-	-	3	50.0	-	-	2	33.3	1	16.7	-	-	6	100.0
C43	Melanoma of Skin	-	-	-	-	-	-	-	-	-	-	-	-	-	-
C44	Other Skin	-	-	9	100.0	-	-	-	-	-	-	-	-	9	100.0
C45	Mesothelioma	-	-	-	-	-	-	-	-	-	-	-	-	-	-
C46	Kaposi Sarcoma	-	-	-	-	-	-	-	-	-	-	-	-	-	-
C47+C49	Conn. & Soft Tissue	-	-	2	100.0	-	-	-	-	-	-	-	-	2	100.0
C50	Breast	-	-	-	-	-	-	1	100.0	-	-	-	-	1	100.0
C60	Penis	-	-	3	100.0	-	-	-	-	-	-	-	-	3	100.0
C61	Prostate	1	20.0	3	60.0	1	20.0	-	-	-	-	-	-	5	100.0
C62	Testis	-	-	1	100.0	-	-	-	-	-	-	-	-	1	100.0
C63	Other Male Genital	-	-	-	-	-	-	-	-	-	-	-	-	-	-
C64	Kidney etc.	-	-	1	100.0	-	-	-	-	-	-	-	-	1	100.0
C65	Renal Pelvis	-	-	-	-	-	-	-	-	-	-	-	-	-	-
C66	Ureter	-	-	-	-	-	-	-	-	-	-	-	-	-	-
C67	Bladder	-	-	5	62.5	1	12.5	-	-	2	25.0	-	-	8	100.0
C68	Uns.Urinary Organs	-	-	-	-	-	-	-	-	-	-	-	-	-	-
C69	Eye	-	-	-	-	1	100.0	-	-	-	-	-	-	1	100.0
C70-C72	Brain, Nervous System	1	20.0	1	20.0	1	20.0	1	20.0	1	20.0	-	-	5	100.0
C73	Thyroid	-	-	3	60.0	1	20.0	-	-	-	-	1	20.0	5	100.0
C74	Adrenal Gland	-	-	-	-	-	-	-	-	-	-	-	-	-	-
C81	Hodgkins Disease	-	-	-	-	-	-	-	-	-	-	-	-	-	-
C82-C85,C96	NHL	-	-	13	100.0	-	-	-	-	-	-	-	-	13	100.0
C88	Malig lmn.Prol D	-	-	-	-	-	-	-	-	-	-	-	-	-	-
C90	Multiple Myeloma	-	-	-	-	-	-	-	-	-	-	-	-	-	-
C91	Lymphoid Leuk.	-	-	3	100.0	-	-	-	-	-	-	-	-	3	100.0
C92-C94	Myeloid Leukaemia	-	-	10	100.0	-	-	-	-	-	-	-	-	10	100.0
C95	Leukaemia Uns	-	-	3	100.0	-	-	-	-	-	-	-	-	3	100.0
O&U*	Other and Uns	2	2.0	15	14.9	1	1.0	82	81.2	1	1.0	-	-	101	100.0
	All Sites	23	3.4	420	61.8	30	4.4	124	18.2	82	12.1	1	0.1	680	100.0

* O&U includes the Sites (ICD-10: C26, C39, C48, C75, C76, C77, C78, C79, C80, C97)

TABLE MEA-4(b): Number (#) and Proportion (%) of Cancers by Site (ICD-10) and Method of Diagnosis:2009-2010 - Females

MIZORAM STATE - EXCL. AIZAWL DISTRICT

ICD-10	Site	Clinical		Microscopic		X-Ray/Imaging		DCO		Others		Unknown		Total	
		#	%	#	%	#	%	#	%	#	%	#	%	#	%
C00	Lip	-	-	-	-	-	-	-	-	-	-	-	-	-	-
C01-C02	Tongue	-	-	1	50.0	-	-	1	50.0	-	-	-	-	2	100.0
C03-C06	Mouth	-	-	2	100.0	-	-	-	-	-	-	-	-	2	100.0
C07-C08	Salivary Gland	-	-	2	100.0	-	-	-	-	-	-	-	-	2	100.0
C09	Tonsil	-	-	3	100.0	-	-	-	-	-	-	-	-	3	100.0
C10	Oth. Oropharynx	-	-	-	-	-	-	-	-	-	-	-	-	-	-
C11	Nasopharynx	-	-	10	83.3	1	8.3	-	-	1	8.3	-	-	12	100.0
C12-C13	Hypopharynx	-	-	5	100.0	-	-	-	-	-	-	-	-	5	100.0
C14	Pharynx Unspecified	-	-	-	-	-	-	1	100.0	-	-	-	-	1	100.0
C15	Oesophagus	1	3.8	20	76.9	1	3.8	1	3.8	3	11.5	-	-	26	100.0
C16	Stomach	1	1.3	50	63.3	3	3.8	12	15.2	12	15.2	1	1.3	79	100.0
C17	Small Intestine	1	25.0	3	75.0	-	-	-	-	-	-	-	-	4	100.0
C18	Colon	-	-	2	66.7	-	-	1	33.3	-	-	-	-	3	100.0
C19-C20	Rectum	1	7.7	11	84.6	-	-	-	-	1	7.7	-	-	13	100.0
C21	Anus & Anal Canal	-	-	-	-	-	-	-	-	-	-	-	-	-	-
C22	Liver	2	13.3	7	46.7	2	13.3	1	6.7	3	20.0	-	-	15	100.0
C23-C24	Gallbladder etc.	2	25.0	1	12.5	1	12.5	-	-	4	50.0	-	-	8	100.0
C25	Pancreas	-	-	1	20.0	2	40.0	-	-	2	40.0	-	-	5	100.0
C30-C31	Nose, Sinuses etc.	-	-	-	-	-	-	-	-	1	100.0	-	-	1	100.0
C32	Larynx	-	-	3	75.0	1	25.0	-	-	-	-	-	-	4	100.0
C33-C34	Lung etc.	7	8.5	48	58.5	10	12.2	6	7.3	10	12.2	1	1.2	82	100.0
C37-C38	Other Thoracic Organs	-	-	-	-	-	-	-	-	-	-	-	-	-	-
C40-C41	Bone	-	-	1	50.0	1	50.0	-	-	-	-	-	-	2	100.0
C43	Melanoma of Skin	-	-	-	-	-	-	-	-	-	-	-	-	-	-
C44	Other Skin	-	-	4	100.0	-	-	-	-	-	-	-	-	4	100.0
C45	Mesothelioma	-	-	-	-	-	-	-	-	-	-	-	-	-	-
C46	Kaposi Sarcoma	-	-	-	-	-	-	-	-	-	-	-	-	-	-
C47+C49	Conn. & Soft Tissue	-	-	-	-	-	-	-	-	-	-	-	-	-	-
C50	Breast	2	4.8	37	88.1	-	-	3	7.1	-	-	-	-	42	100.0
C51	Vulva	-	-	2	100.0	-	-	-	-	-	-	-	-	2	100.0
C52	Vagina	-	-	-	-	-	-	-	-	-	-	-	-	-	-
C53	Cervix Uteri	6	8.7	50	72.5	3	4.3	4	5.8	5	7.2	1	1.4	69	100.0
C54	Corpus Uteri	-	-	5	100.0	-	-	-	-	-	-	-	-	5	100.0
C55	Uterus Unspecified	-	-	2	66.7	1	33.3	-	-	-	-	-	-	3	100.0
C56	Ovary etc.	1	7.1	10	71.4	1	7.1	-	-	2	14.3	-	-	14	100.0
C57	Other Female Genital	-	-	-	-	-	-	-	-	-	-	-	-	-	-
C58	Placenta	-	-	1	50.0	-	-	1	50.0	-	-	-	-	2	100.0
C64	Kidney etc.	-	-	-	-	-	-	-	-	-	-	-	-	-	-
C65	Renal Pelvis	-	-	-	-	-	-	-	-	-	-	-	-	-	-
C66	Ureter	-	-	-	-	-	-	-	-	-	-	-	-	-	-
C67	Bladder	-	-	1	100.0	-	-	-	-	-	-	-	-	1	100.0
C68	Uns. Urinary Organs	-	-	-	-	-	-	-	-	1	100.0	-	-	1	100.0
C69	Eye	-	-	-	-	1	100.0	-	-	-	-	-	-	1	100.0
C70-C72	Brain, Nervous System	-	-	-	-	-	-	3	75.0	1	25.0	-	-	4	100.0
C73	Thyroid	-	-	6	100.0	-	-	-	-	-	-	-	-	6	100.0
C74	Adrenal Gland	-	-	-	-	-	-	-	-	-	-	-	-	-	-
C81	Hodgkins Disease	-	-	-	-	-	-	-	-	-	-	-	-	-	-
C82-C85,C96	NHL	-	-	8	100.0	-	-	-	-	-	-	-	-	8	100.0
C88	Malig Imn.Prol D	-	-	-	-	-	-	-	-	-	-	-	-	-	-
C90	Multiple Myeloma	-	-	1	100.0	-	-	-	-	-	-	-	-	1	100.0
C91	Lymphoid Leuk.	-	-	2	100.0	-	-	-	-	-	-	-	-	2	100.0
C92-C94	Myeloid Leukaemia	-	-	2	100.0	-	-	-	-	-	-	-	-	2	100.0
C95	Leukaemia Uns	-	-	2	100.0	-	-	-	-	-	-	-	-	2	100.0
O&U*	Other and Uns	3	4.2	13	18.1	-	-	56	77.8	-	-	-	-	72	100.0
	All Sites	27	5.3	316	62.0	28	5.5	90	17.6	46	9.0	3	0.6	510	100.0

* O&U includes the Sites (ICD-10: C26, C39, C48, C75, C76, C77, C78, C79, C80, C97)

TABLE MEA-5(a): Number (#) and Proportion (%) of Cancers by Site (ICD-10) and Detailed Microscopic Diagnosis:2009-2010 - Males

MIZORAM STATE - EXCL. AIZAWL DISTRICT

ICD-10	Site	Pri. Hist		Sec. Hist		Cytology		Blood Film		Bone Marrow		Others		Total	
		#	%	#	%	#	%	#	%	#	%	#	%	#	%
C00	Lip	-	-	-	-	-	-	-	-	-	-	-	-	-	-
C01-C02	Tongue	7	58.3	-	-	1	8.3	-	-	-	-	4	33.3	12	100.0
C03-C06	Mouth	6	100.0	-	-	-	-	-	-	-	-	-	-	6	100.0
C07-C08	Salivary Gland	2	100.0	-	-	-	-	-	-	-	-	-	-	2	100.0
C09	Tonsil	2	100.0	-	-	-	-	-	-	-	-	-	-	2	100.0
C10	Oth. Oropharynx	-	-	-	-	-	-	-	-	-	-	1	100.0	1	100.0
C11	Nasopharynx	9	45.0	-	-	8	40.0	-	-	-	-	3	15.0	20	100.0
C12-C13	Hypopharynx	14	63.6	-	-	6	27.3	-	-	-	-	2	9.1	22	100.0
C14	Pharynx Unspecified	1	11.1	-	-	1	11.1	-	-	-	-	7	77.8	9	100.0
C15	Oesophagus	64	76.2	-	-	3	3.6	-	-	-	-	17	20.2	84	100.0
C16	Stomach	119	70.0	-	-	-	-	-	-	-	-	51	30.0	170	100.0
C17	Small Intestine	-	-	-	-	-	-	-	-	-	-	-	-	-	-
C18	Colon	5	55.6	-	-	-	-	-	-	-	-	4	44.4	9	100.0
C19-C20	Rectum	19	86.4	-	-	-	-	-	-	-	-	3	13.6	22	100.0
C21	Anus & Anal Canal	-	-	-	-	-	-	-	-	-	-	-	-	-	-
C22	Liver	2	6.9	-	-	9	31.0	-	-	-	-	18	62.1	29	100.0
C23-C24	Gallbladder etc.	4	50.0	-	-	-	-	-	-	-	-	4	50.0	8	100.0
C25	Pancreas	-	-	-	-	1	16.7	-	-	-	-	5	83.3	6	100.0
C30-C31	Nose, Sinuses etc.	-	-	-	-	-	-	-	-	-	-	-	-	-	-
C32	Larynx	10	71.4	-	-	-	-	-	-	-	-	4	28.6	14	100.0
C33-C34	Lung etc.	21	24.4	-	-	30	34.9	-	-	-	-	35	40.7	86	100.0
C37-C38	Other Thoracic Organs	-	-	-	-	1	100.0	-	-	-	-	-	-	1	100.0
C40-C41	Bone	2	33.3	-	-	1	16.7	-	-	-	-	3	50.0	6	100.0
C43	Melanoma of Skin	-	-	-	-	-	-	-	-	-	-	-	-	-	-
C44	Other Skin	9	100.0	-	-	-	-	-	-	-	-	-	-	9	100.0
C45	Mesothelioma	-	-	-	-	-	-	-	-	-	-	-	-	-	-
C46	Kaposi Sarcoma	-	-	-	-	-	-	-	-	-	-	-	-	-	-
C47+C49	Conn. & Soft Tissue	1	50.0	-	-	1	50.0	-	-	-	-	-	-	2	100.0
C50	Breast	-	-	-	-	-	-	-	-	-	-	1	100.0	1	100.0
C60	Penis	3	100.0	-	-	-	-	-	-	-	-	-	-	3	100.0
C61	Prostate	3	60.0	-	-	-	-	-	-	-	-	2	40.0	5	100.0
C62	Testis	-	-	-	-	1	100.0	-	-	-	-	-	-	1	100.0
C63	Other Male Genital	-	-	-	-	-	-	-	-	-	-	-	-	-	-
C64	Kidney etc.	-	-	-	-	1	100.0	-	-	-	-	-	-	1	100.0
C65	Renal Pelvis	-	-	-	-	-	-	-	-	-	-	-	-	-	-
C66	Ureter	-	-	-	-	-	-	-	-	-	-	-	-	-	-
C67	Bladder	5	62.5	-	-	-	-	-	-	-	-	3	37.5	8	100.0
C68	Uns.Urinary Organs	-	-	-	-	-	-	-	-	-	-	-	-	-	-
C69	Eye	-	-	-	-	-	-	-	-	-	-	1	100.0	1	100.0
C70-C72	Brain, Nervous System	1	20.0	-	-	-	-	-	-	-	-	4	80.0	5	100.0
C73	Thyroid	2	40.0	-	-	1	20.0	-	-	-	-	2	40.0	5	100.0
C74	Adrenal Gland	-	-	-	-	-	-	-	-	-	-	-	-	-	-
C81	Hodgkins Disease	-	-	-	-	-	-	-	-	-	-	-	-	-	-
C82-C85,C96	NHL	5	38.5	-	-	6	46.2	-	-	2	15.4	-	-	13	100.0
C88	Malig Imn.Prol D	-	-	-	-	-	-	-	-	-	-	-	-	-	-
C90	Multiple Myeloma	-	-	-	-	-	-	-	-	-	-	-	-	-	-
C91	Lymphoid Leuk.	-	-	-	-	-	-	2	66.7	1	33.3	-	-	3	100.0
C92-C94	Myeloid Leukaemia	-	-	-	-	-	-	4	40.0	6	60.0	-	-	10	100.0
C95	Leukaemia Uns	-	-	-	-	-	-	2	66.7	1	33.3	-	-	3	100.0
O&U*	Other and Uns	4	4.0	1	1.0	10	9.9	-	-	-	-	86	85.1	101	100.0
	All Sites	320	47.1	1	0.1	81	11.9	8	1.2	10	1.5	260	38.2	680	100.0

* O&U includes the Sites (ICD-10: C26, C39, C48, C75, C76, C77, C78, C79, C80, C97)

TABLE MEA-5(b): Number (#) and Proportion (%) of Cancers by Site (ICD-10) and Detailed Microscopic Diagnosis:2009-2010 - Females

MIZORAM STATE - EXCL. AIZAWL DISTRICT

ICD-10	Site	Pri. Hist		Sec. Hist		Cytology		Blood Film		Bone Marrow		Others		Total	
		#	%	#	%	#	%	#	%	#	%	#	%	#	%
C00	Lip	-	-	-	-	-	-	-	-	-	-	-	-	-	-
C01-C02	Tongue	1	50.0	-	-	-	-	-	-	-	-	1	50.0	2	100.0
C03-C06	Mouth	1	50.0	-	-	1	50.0	-	-	-	-	-	-	2	100.0
C07-C08	Salivary Gland	1	50.0	-	-	1	50.0	-	-	-	-	-	-	2	100.0
C09	Tonsil	3	100.0	-	-	-	-	-	-	-	-	-	-	3	100.0
C10	Oth. Oropharynx	-	-	-	-	-	-	-	-	-	-	-	-	-	-
C11	Nasopharynx	6	50.0	1	8.3	3	25.0	-	-	-	-	2	16.7	12	100.0
C12-C13	Hypopharynx	2	40.0	-	-	3	60.0	-	-	-	-	-	-	5	100.0
C14	Pharynx Unspecified	-	-	-	-	-	-	-	-	-	-	1	100.0	1	100.0
C15	Oesophagus	16	61.5	-	-	4	15.4	-	-	-	-	6	23.1	26	100.0
C16	Stomach	47	59.5	1	1.3	2	2.5	-	-	-	-	29	36.7	79	100.0
C17	Small Intestine	3	75.0	-	-	-	-	-	-	-	-	1	25.0	4	100.0
C18	Colon	2	66.7	-	-	-	-	-	-	-	-	1	33.3	3	100.0
C19-C20	Rectum	10	76.9	-	-	1	7.7	-	-	-	-	2	15.4	13	100.0
C21	Anus & Anal Canal	-	-	-	-	-	-	-	-	-	-	-	-	-	-
C22	Liver	2	13.3	-	-	5	33.3	-	-	-	-	8	53.3	15	100.0
C23-C24	Gallbladder etc.	-	-	-	-	1	12.5	-	-	-	-	7	87.5	8	100.0
C25	Pancreas	-	-	-	-	1	20.0	-	-	-	-	4	80.0	5	100.0
C30-C31	Nose, Sinuses etc.	-	-	-	-	-	-	-	-	-	-	1	100.0	1	100.0
C32	Larynx	3	75.0	-	-	-	-	-	-	-	-	1	25.0	4	100.0
C33-C34	Lung etc.	11	13.4	-	-	37	45.1	-	-	-	-	34	41.5	82	100.0
C37-C38	Other Thoracic Organs	-	-	-	-	-	-	-	-	-	-	-	-	-	-
C40-C41	Bone	1	50.0	-	-	-	-	-	-	-	-	1	50.0	2	100.0
C43	Melanoma of Skin	-	-	-	-	-	-	-	-	-	-	-	-	-	-
C44	Other Skin	4	100.0	-	-	-	-	-	-	-	-	-	-	4	100.0
C45	Mesothelioma	-	-	-	-	-	-	-	-	-	-	-	-	-	-
C46	Kaposi Sarcoma	-	-	-	-	-	-	-	-	-	-	-	-	-	-
C47+C49	Conn. & Soft Tissue	-	-	-	-	-	-	-	-	-	-	-	-	-	-
C50	Breast	26	61.9	-	-	11	26.2	-	-	-	-	5	11.9	42	100.0
C51	Vulva	1	50.0	-	-	1	50.0	-	-	-	-	-	-	2	100.0
C52	Vagina	-	-	-	-	-	-	-	-	-	-	-	-	-	-
C53	Cervix Uteri	49	71.0	-	-	-	-	1	1.4	-	-	19	27.5	69	100.0
C54	Corpus Uteri	5	100.0	-	-	-	-	-	-	-	-	-	-	5	100.0
C55	Uterus Unspecified	2	66.7	-	-	-	-	-	-	-	-	1	33.3	3	100.0
C56	Ovary etc.	8	57.1	-	-	2	14.3	-	-	-	-	4	28.6	14	100.0
C57	Other Female Genital	-	-	-	-	-	-	-	-	-	-	-	-	-	-
C58	Placenta	1	50.0	-	-	-	-	-	-	-	-	1	50.0	2	100.0
C64	Kidney etc.	-	-	-	-	-	-	-	-	-	-	-	-	-	-
C65	Renal Pelvis	-	-	-	-	-	-	-	-	-	-	-	-	-	-
C66	Ureter	-	-	-	-	-	-	-	-	-	-	-	-	-	-
C67	Bladder	1	100.0	-	-	-	-	-	-	-	-	-	-	1	100.0
C68	Uns.Urinary Organs	-	-	-	-	-	-	-	-	-	-	1	100.0	1	100.0
C69	Eye	-	-	-	-	-	-	-	-	-	-	1	100.0	1	100.0
C70-C72	Brain, Nervous System	-	-	-	-	-	-	-	-	-	-	4	100.0	4	100.0
C73	Thyroid	4	66.7	-	-	2	33.3	-	-	-	-	-	-	6	100.0
C74	Adrenal Gland	-	-	-	-	-	-	-	-	-	-	-	-	-	-
C81	Hodgkins Disease	-	-	-	-	-	-	-	-	-	-	-	-	-	-
C82-C85,C96	NHL	5	62.5	-	-	3	37.5	-	-	-	-	-	-	8	100.0
C88	Malig Imn.Prol D	-	-	-	-	-	-	-	-	-	-	-	-	-	-
C90	Multiple Myeloma	-	-	-	-	-	-	-	-	1	100.0	-	-	1	100.0
C91	Lymphoid Leuk.	-	-	-	-	-	-	1	50.0	1	50.0	-	-	2	100.0
C92-C94	Myeloid Leukaemia	-	-	-	-	-	-	2	100.0	-	-	-	-	2	100.0
C95	Leukaemia Uns	-	-	-	-	-	-	2	100.0	-	-	-	-	2	100.0
O&U*	Other and Uns	2	2.8	-	-	11	15.3	-	-	-	-	59	81.9	72	100.0
	All Sites	217	42.5	2	0.4	89	17.5	6	1.2	2	0.4	194	38.0	510	100.0

* O&U includes the Sites (ICD-10: C26, C39, C48, C75, C76, C77, C78, C79, C80, C97)

TABLE MEA-6(a): Number of Cancer Deaths by Five Year Age Group and Site (ICD-10):2009-2010 – Males

%= Relative Proportion of Cancers of All Sites.

MIZORAM STATE - EXCL. AIZAWL DISTRICT

ICD-10	Site	0-4	5-9	10-14	15-19	20-24	25-29	30-34	35-39	40-44	45-49	50-54	55-59	60-64	65-69	70-74	75+	Unkn	Total	%
C00	Lip	-	-	-	-	-	-	-	-	-	-	-	-	-	-	-	-	-	-	-
C01-C02	Tongue	-	-	-	-	-	-	-	1	1	2	-	1	1	-	-	-	-	6	1.45
C03-C06	Mouth	-	-	-	-	-	-	-	-	-	1	-	-	1	1	-	-	-	3	0.72
C07-C08	Salivary Gland	-	-	-	-	-	-	-	-	-	-	-	-	-	-	-	-	-	-	-
C09	Tonsil	-	-	-	-	-	-	-	-	-	-	1	1	-	-	-	-	-	2	0.48
C10	Oth. Oropharynx	-	-	-	-	-	-	-	-	-	-	-	-	-	-	-	1	-	1	0.24
C11	Nasopharynx	-	-	-	-	-	-	1	-	-	-	3	1	1	1	1	-	-	8	1.93
C12-C13	Hypopharynx	-	-	-	-	-	-	-	-	-	-	2	1	3	1	1	1	-	9	2.17
C14	Pharynx Unspecified	-	-	-	-	1	-	1	-	1	-	1	1	-	-	-	1	-	6	1.45
C15	Oesophagus	-	-	-	-	-	-	-	-	5	5	11	6	7	5	-	4	-	43	10.36
C16	Stomach	-	-	-	-	-	-	1	1	1	5	9	16	17	17	11	21	-	99	23.86
C17	Small Intestine	-	-	-	-	-	-	-	-	-	-	-	-	-	-	-	-	-	-	-
C18	Colon	-	-	-	-	-	-	-	-	-	1	-	-	-	-	-	-	-	1	0.24
C19-C20	Rectum	-	-	-	-	-	-	-	-	-	-	-	3	-	1	1	4	1	10	2.41
C21	Anus & Anal Canal	-	-	-	-	-	-	-	-	-	-	-	-	-	-	-	-	-	-	-
C22	Liver	-	-	-	-	-	1	1	2	2	1	5	2	2	1	4	1	-	22	5.30
C23-C24	Gallbladder etc.	-	-	-	-	-	-	-	1	-	-	-	-	1	-	1	-	-	3	0.72
C25	Pancreas	-	-	-	-	-	-	-	1	-	-	1	-	-	1	-	1	-	4	0.96
C30-C31	Nose, Sinuses etc.	-	-	-	-	-	-	-	-	-	-	-	-	-	-	-	-	-	-	-
C32	Larynx	-	-	-	-	-	-	-	-	-	-	-	-	1	-	-	-	-	1	0.24
C33-C34	Lung etc.	-	-	-	-	-	-	-	-	1	4	4	3	5	11	7	12	-	47	11.33
C37-C38	Other Thoracic Organs	-	-	-	-	-	-	-	-	-	-	-	-	-	-	-	-	-	-	-
C40-C41	Bone	-	-	-	1	-	1	-	1	-	-	-	-	-	-	-	1	-	4	0.96
C43	Melanoma of Skin	-	-	-	-	-	-	-	-	-	-	-	-	-	-	-	-	-	-	-
C44	Other Skin	-	-	-	-	-	-	-	-	-	-	-	-	-	-	-	-	-	-	-
C45	Mesothelioma	-	-	-	-	-	-	-	-	-	-	-	-	-	-	-	-	-	-	-
C46	Kaposi Sarcoma	-	-	-	-	-	-	-	-	-	-	-	-	-	-	-	-	-	-	-
C47 + C49	Conn. & Soft Tissue	-	-	-	-	-	-	-	-	-	-	-	-	-	-	-	1	-	1	0.24
C50	Breast	-	-	-	-	-	-	-	-	-	-	-	-	1	-	-	-	-	1	0.24
C60	Penis	-	-	-	-	-	-	-	-	-	-	-	-	-	-	-	-	-	-	-
C61	Prostate	-	-	-	-	-	-	-	-	-	-	-	-	-	1	-	-	-	1	0.24
C62	Testis	-	-	-	-	-	-	-	-	-	-	-	-	-	-	-	-	-	-	-
C63	Other Male Genital	-	-	-	-	-	-	-	-	-	-	-	-	-	-	-	1	-	1	0.24
C64	Kidney etc.	-	-	-	-	-	-	-	-	-	-	-	-	-	-	-	-	-	-	-
C65	Renal Pelvis	-	-	-	-	-	-	-	-	-	-	-	-	-	-	-	-	-	-	-
C66	Ureter	-	-	-	-	-	-	-	-	-	-	-	-	-	-	-	-	-	-	-
C67	Bladder	-	-	-	-	-	-	-	-	-	-	-	-	2	-	-	1	-	3	0.72
C68	Uns.Urinary Organs	-	-	-	-	-	-	-	-	-	-	-	-	-	1	-	-	-	1	0.24
C69	Eye	-	-	-	-	-	-	-	-	-	-	-	-	-	-	-	1	-	1	0.24
C70-C72	Brain, Nervous System	-	-	-	-	-	-	-	-	-	1	1	1	-	1	-	1	-	5	1.20
C73	Thyroid	-	-	-	-	-	-	-	-	-	-	-	-	-	-	1	1	-	2	0.48
C74	Adrenal Gland	-	-	-	-	-	-	-	-	-	-	-	-	-	-	-	-	-	-	-
C81	Hodgkins Disease	-	-	-	-	-	-	-	-	-	-	-	-	-	-	-	-	-	-	-
C82-C85,C96	NHL	1	1	1	2	-	1	-	1	1	2	1	1	-	3	-	-	-	15	3.61
C88	Malig Imn.Prol D	-	-	-	-	-	-	-	-	-	-	-	-	-	-	-	-	-	-	-
C90	Multiple Myeloma	-	-	-	-	-	-	-	-	-	-	-	-	-	-	-	-	-	-	-
C91	Lymphoid Leuk.	-	-	-	-	-	1	-	-	-	-	-	-	-	-	-	-	-	1	0.24
C92-C94	Myeloid Leukaemia	-	-	-	-	-	1	-	-	-	2	1	-	-	-	-	-	-	4	0.96
C95	Leukaemia Uns	-	-	-	1	1	-	-	-	1	-	-	-	-	-	-	-	-	3	0.72
O&U*	Other and Uns	-	2	-	1	1	1	1	3	8	7	16	10	15	10	14	18	-	107	25.78
	All Sites	1	3	1	5	3	6	5	10	20	30	57	46	58	56	42	71	1	415	100.00

* O&U includes the Sites (ICD-10: C26, C39, C48, C75, C76, C77, C78, C79, C80, C97)

TABLE MEA-6(b): Number of Cancer Deaths by Five Year Age Group and Site (ICD-10):2009-2010 – Females

%= Relative Proportion of Cancers of All Sites.

MIZORAM STATE - EXCL. AIZAWL DISTRICT

ICD-10	Site	0-4	5-9	10-14	15-19	20-24	25-29	30-34	35-39	40-44	45-49	50-54	55-59	60-64	65-69	70-74	75+	Unkn	Total	%
C00	Lip	-	-	-	-	-	-	-	-	-	-	-	-	-	-	-	-	-	-	-
C01-C02	Tongue	-	-	-	-	-	-	-	1	1	-	-	-	-	1	-	-	-	3	1.17
C03-C06	Mouth	-	-	-	-	-	-	-	-	1	-	-	-	-	-	-	-	-	1	0.39
C07-C08	Salivary Gland	-	-	-	-	-	-	-	-	-	-	-	-	-	-	-	-	-	-	-
C09	Tonsil	-	-	-	-	-	-	-	-	1	-	-	-	-	-	-	1	-	2	0.78
C10	Oth. Oropharynx	-	-	-	-	-	-	-	-	-	-	-	-	-	-	-	-	-	-	-
C11	Nasopharynx	-	-	-	-	-	-	-	-	1	1	-	1	-	-	-	-	-	3	1.17
C12-C13	Hypopharynx	-	-	-	-	-	-	-	-	-	-	-	-	-	-	1	-	-	1	0.39
C14	Pharynx Unspecified	-	-	-	-	-	-	-	-	-	-	-	-	-	-	1	-	-	1	0.39
C15	Oesophagus	-	-	-	-	-	-	-	-	-	3	2	3	2	-	-	3	-	13	5.06
C16	Stomach	-	-	-	-	-	1	-	1	2	1	6	3	6	8	4	12	-	44	17.12
C17	Small Intestine	-	-	-	-	1	-	-	-	-	-	-	-	-	1	-	-	-	2	0.78
C18	Colon	-	-	-	-	-	-	-	-	-	1	1	1	1	-	-	-	-	4	1.56
C19-C20	Rectum	-	-	-	-	-	1	-	-	1	-	-	-	-	-	-	-	-	2	0.78
C21	Anus & Anal Canal	-	-	-	-	-	-	-	-	-	-	-	-	-	-	-	-	-	-	-
C22	Liver	-	-	-	-	-	-	-	-	1	-	1	1	-	1	-	1	-	5	1.95
C23-C24	Gallbladder etc.	-	-	-	-	-	-	-	-	-	-	1	-	1	1	1	1	-	5	1.95
C25	Pancreas	-	-	-	-	-	-	-	-	-	-	-	1	2	-	-	-	-	3	1.17
C30-C31	Nose, Sinuses etc.	-	-	-	-	-	-	-	-	-	-	-	-	-	1	-	-	-	1	0.39
C32	Larynx	-	-	-	-	-	-	-	-	-	-	-	-	-	-	1	-	-	1	0.39
C33-C34	Lung etc.	-	-	-	-	-	2	-	1	1	-	-	7	9	6	6	11	-	43	16.73
C37-C38	Other Thoracic Organs	-	-	-	-	-	-	-	-	-	-	-	-	-	-	-	-	-	-	-
C40-C41	Bone	-	-	-	-	-	-	1	-	-	-	-	1	-	-	-	-	-	2	0.78
C43	Melanoma of Skin	-	-	-	-	-	-	-	-	-	-	-	-	-	-	-	-	-	-	-
C44	Other Skin	-	-	-	-	-	-	-	-	-	-	-	-	-	-	-	-	-	-	-
C45	Mesothelioma	-	-	-	-	-	-	-	-	-	-	-	-	-	-	-	-	-	-	-
C46	Kaposi Sarcoma	-	-	-	-	-	-	-	-	-	-	-	-	-	-	-	-	-	-	-
C47+C49	Conn. & Soft Tissue	-	-	-	-	1	-	-	-	-	-	-	-	-	1	-	-	-	2	0.78
C50	Breast	-	-	-	-	-	-	2	2	1	4	2	-	2	1	-	1	-	15	5.84
C51	Vulva	-	-	-	-	-	-	-	-	-	-	-	-	-	-	-	-	-	-	-
C52	Vagina	-	-	-	-	-	-	-	-	-	-	-	-	-	-	-	-	-	-	-
C53	Cervix Uteri	-	-	-	-	-	1	1	1	5	4	2	1	2	-	-	2	-	19	7.39
C54	Corpus Uteri	-	-	-	-	-	-	-	1	-	-	1	-	-	1	-	-	-	3	1.17
C55	Uterus Unspecified	-	-	-	-	-	-	-	-	-	-	2	-	-	-	1	-	-	3	1.17
C56	Ovary etc.	-	-	-	-	-	-	-	1	-	1	-	-	2	1	-	-	-	5	1.95
C57	Other Female Genital	-	-	-	1	-	-	-	-	-	-	-	-	-	-	-	-	-	1	0.39
C58	Placenta	-	-	-	-	-	1	-	-	-	-	-	-	-	-	-	-	-	1	0.39
C64	Kidney etc.	-	-	-	-	-	-	-	-	-	-	-	-	-	-	-	-	-	-	-
C65	Renal Pelvis	-	-	-	-	-	-	-	-	-	-	-	-	-	-	-	-	-	-	-
C66	Ureter	-	-	-	-	-	-	-	-	-	-	-	-	-	-	-	-	-	-	-
C67	Bladder	-	-	-	-	-	-	-	-	-	-	-	-	1	1	-	-	-	2	0.78
C68	Uns.Urinary Organs	1	-	-	-	-	-	-	-	-	-	-	-	-	-	-	-	-	1	0.39
C69	Eye	-	-	-	-	-	-	-	-	-	-	-	-	-	-	-	-	-	-	-
C70-C72	Brain, Nervous System	-	-	-	-	-	-	1	-	-	2	-	-	-	-	-	-	-	3	1.17
C73	Thyroid	-	-	-	-	-	-	-	-	1	1	-	-	-	-	-	-	-	2	0.78
C74	Adrenal Gland	-	-	-	-	-	-	-	-	-	-	-	-	-	-	-	-	-	-	-
C81	Hodgkins Disease	-	-	-	-	-	-	-	-	-	-	-	-	-	-	-	-	-	-	-
C82-C85,C96	NHL	-	-	-	-	-	-	-	-	-	-	-	-	-	-	-	-	-	-	-
C88	Malig Imn.Prol D	-	-	-	-	-	-	-	-	-	-	-	-	-	-	-	-	-	-	-
C90	Multiple Myeloma	-	-	-	-	-	-	-	-	-	-	-	-	-	-	-	-	-	-	-
C91	Lymphoid Leuk.	-	-	-	-	-	-	-	-	-	-	-	-	-	-	-	-	-	-	-
C92-C94	Myeloid Leukaemia	-	-	-	-	-	-	-	-	-	-	1	-	-	-	-	-	-	1	0.39
C95	Leukaemia Uns	-	-	1	-	-	1	-	-	-	-	-	-	-	-	-	-	-	2	0.78
O&U*	Other and Uns	1	-	-	-	1	-	1	1	4	2	6	8	15	4	8	10	-	61	23.74
	All Sites	2	-	1	1	3	7	6	9	19	20	26	26	44	28	23	42	-	257	100.00

* O&U includes the Sites (ICD-10: C26, C39, C48, C75, C76, C77, C78, C79, C80, C97)

TABLE MEA-7(a): Average Annual Age Specific, Crude (CR), Age Adjusted (AAR) (with Standard Error (SE)) and Truncated (35-64 Yrs) (TR) Mortality Rate per 100,000 population:2009-2010 - Males

MIZORAM STATE - EXCL. AIZAWL DISTRICT

ICD-10	0-4	5-9	10-14	15-19	20-24	25-29	30-34	35-39	40-44	45-49	50-54	55-59	60-64	65-69	70-74	>75	CR	AAR	SE	TR	
C00	-	-	-	-	-	-	-	-	-	-	-	-	-	-	-	-	-	-	-	-	
C01-C02	-	-	-	-	-	-	-	-	2.5	3.1	6.9	-	7.4	8.7	-	-	0.8	1.2	0.52	3.1	
C03-C06	-	-	-	-	-	-	-	-	-	-	3.5	-	-	8.7	10.9	-	0.4	0.7	0.38	0.6	
C07-C08	-	-	-	-	-	-	-	-	-	-	-	-	-	-	-	-	-	-	-	-	
C09	-	-	-	-	-	-	-	-	-	-	-	5.4	7.4	-	-	-	0.3	0.5	0.36	1.6	
C10	-	-	-	-	-	-	-	-	-	-	-	-	-	-	-	10.1	0.1	0.2	0.20	-	
C11	-	-	-	-	-	-	2.2	-	-	-	10.4	5.4	7.4	8.7	10.9	-	1.1	1.6	0.60	3.3	
C12-C13	-	-	-	-	-	-	-	-	-	-	6.9	5.4	22.1	8.7	10.9	10.1	1.2	2.1	0.72	4.7	
C14	-	-	-	-	1.4	-	2.2	-	-	3.1	-	5.4	7.4	-	-	10.1	0.8	1.1	0.49	2.2	
C15	-	-	-	-	-	-	-	-	12.3	15.4	38.0	32.4	51.5	43.4	-	40.6	5.9	9.0	1.41	22.3	
C16	-	-	-	-	-	-	2.2	2.0	2.5	15.4	31.1	86.3	125.1	147.5	119.9	213.1	13.6	22.4	2.29	36.1	
C17	-	-	-	-	-	-	-	-	-	-	-	-	-	-	-	-	-	-	-	-	
C18	-	-	-	-	-	-	-	-	-	3.1	-	-	-	-	-	-	0.1	0.2	0.19	0.6	
C19-C20	-	-	-	-	-	-	-	-	-	-	-	16.2	-	8.7	10.9	40.6	1.4	1.9	0.65	2.1	
C21	-	-	-	-	-	-	-	-	-	-	-	-	-	-	-	-	-	-	-	-	
C22	-	-	-	-	-	1.7	2.2	4.0	4.9	3.1	17.3	10.8	14.7	8.7	43.6	10.1	3.0	4.2	0.93	8.4	
C23-C24	-	-	-	-	-	-	-	2.0	-	-	-	-	7.4	-	10.9	-	0.4	0.6	0.39	1.3	
C25	-	-	-	-	-	-	-	2.0	-	-	3.5	-	-	8.7	-	10.1	0.5	0.8	0.39	0.9	
C30-C31	-	-	-	-	-	-	-	-	-	-	-	-	-	-	-	-	-	-	-	-	
C32	-	-	-	-	-	-	-	-	-	-	-	-	7.4	-	-	-	0.1	0.3	0.29	0.9	
C33-C34	-	-	-	-	-	-	-	-	2.5	12.3	13.8	16.2	36.8	95.4	76.3	121.8	6.5	10.5	1.56	11.9	
C37-C38	-	-	-	-	-	-	-	-	-	-	-	-	-	-	-	-	-	-	-	-	
C40-C41	-	-	-	1.3	-	1.7	-	2.0	-	-	-	-	-	-	-	10.1	0.5	0.6	0.30	0.4	
C43	-	-	-	-	-	-	-	-	-	-	-	-	-	-	-	-	-	-	-	-	
C44	-	-	-	-	-	-	-	-	-	-	-	-	-	-	-	-	-	-	-	-	
C45	-	-	-	-	-	-	-	-	-	-	-	-	-	-	-	-	-	-	-	-	
C46	-	-	-	-	-	-	-	-	-	-	-	-	-	-	-	-	-	-	-	-	
C47+C49	-	-	-	-	-	-	-	-	-	-	-	-	-	-	-	10.1	0.1	0.2	0.20	-	
C50	-	-	-	-	-	-	-	-	-	-	-	-	7.4	-	-	-	0.1	0.3	0.29	0.9	
C60	-	-	-	-	-	-	-	-	-	-	-	-	-	-	-	-	-	-	-	-	
C61	-	-	-	-	-	-	-	-	-	-	-	-	-	8.7	-	-	0.1	0.3	0.26	-	
C62	-	-	-	-	-	-	-	-	-	-	-	-	-	-	-	-	-	-	-	-	
C63	-	-	-	-	-	-	-	-	-	-	-	-	-	-	-	10.1	0.1	0.2	0.20	-	
C64	-	-	-	-	-	-	-	-	-	-	-	-	-	-	-	-	-	-	-	-	
C65	-	-	-	-	-	-	-	-	-	-	-	-	-	-	-	-	-	-	-	-	
C66	-	-	-	-	-	-	-	-	-	-	-	-	-	-	-	-	-	-	-	-	
C67	-	-	-	-	-	-	-	-	-	-	-	-	14.7	-	-	10.1	0.4	0.8	0.46	1.9	
C68	-	-	-	-	-	-	-	-	-	-	-	-	-	8.7	-	-	0.1	0.3	0.26	-	
C69	-	-	-	-	-	-	-	-	-	-	-	-	-	-	-	10.1	0.1	0.2	0.20	-	
C70-C72	-	-	-	-	-	-	-	-	-	3.1	3.5	5.4	-	8.7	-	10.1	0.7	1.0	0.47	1.9	
C73	-	-	-	-	-	-	-	-	-	-	-	-	-	-	-	10.9	10.1	0.3	0.4	0.30	-
C74	-	-	-	-	-	-	-	-	-	-	-	-	-	-	-	-	-	-	-	-	
C81	-	-	-	-	-	-	-	-	-	-	-	-	-	-	-	-	-	-	-	-	
C82-C85,C96	1.2	1.1	1.1	2.6	-	1.7	-	2.0	2.5	6.2	3.5	5.4	-	26.0	-	-	2.1	2.5	0.69	3.3	
C88	-	-	-	-	-	-	-	-	-	-	-	-	-	-	-	-	-	-	-	-	
C90	-	-	-	-	-	-	-	-	-	-	-	-	-	-	-	-	-	-	-	-	
C91	-	-	-	-	-	1.7	-	-	-	-	-	-	-	-	-	-	0.1	0.1	0.13	-	
C92-C94	-	-	-	-	-	1.7	-	-	-	6.2	3.5	-	-	-	-	-	0.5	0.7	0.34	1.8	
C95	-	-	-	1.3	1.4	-	-	-	2.5	-	-	-	-	-	-	-	0.4	0.4	0.22	0.5	
O&U*	-	2.2	-	1.3	1.4	1.7	2.2	6.0	19.7	21.6	55.3	53.9	110.3	86.8	152.6	182.6	14.7	22.2	2.21	39.3	
All	1.2	3.4	1.1	6.5	4.2	10.1	11.2	20.2	49.3	92.5	197.0	248.0	426.7	485.8	457.8	720.4	57.0	87.7	4.41	150.2	

* O&U includes the Sites (ICD-10: C26, C39, C48, C75, C76, C77, C78, C79, C80, C97)

TABLE MEA-7(b): Average Annual Age Specific, Crude (CR), Age Adjusted (AAR) (with Standard Error (SE)) and Truncated (35-64 Yrs) (TR) Mortality Rate per 100,000 population:2009-2010 - Females

MIZORAM STATE - EXCL. AIZAWL DISTRICT

ICD-10	0-4	5-9	10-14	15-19	20-24	25-29	30-34	35-39	40-44	45-49	50-54	55-59	60-64	65-69	70-74	>75	CR	AAR	SE	TR
C00	-	-	-	-	-	-	-	-	-	-	-	-	-	-	-	-	-	-	-	-
C01-C02	-	-	-	-	-	-	-	3.2	4.1	-	-	-	-	16.3	-	-	0.4	0.9	0.58	1.4
C03-C06	-	-	-	-	-	-	-	-	4.1	-	-	-	-	-	-	-	0.1	0.2	0.24	0.8
C07-C08	-	-	-	-	-	-	-	-	-	-	-	-	-	-	-	-	-	-	-	-
C09	-	-	-	-	-	-	-	-	4.1	-	-	-	-	-	-	16.9	0.3	0.6	0.42	0.8
C10	-	-	-	-	-	-	-	-	-	-	-	-	-	-	-	-	-	-	-	-
C11	-	-	-	-	-	-	-	-	-	6.0	7.1	-	14.2	-	-	-	0.4	1.3	0.76	4.1
C12-C13	-	-	-	-	-	-	-	-	-	-	-	-	-	-	20.9	-	0.1	0.4	0.42	-
C14	-	-	-	-	-	-	-	-	-	-	-	-	-	-	20.9	-	0.1	0.4	0.42	-
C15	-	-	-	-	-	-	-	-	-	18.0	14.2	36.7	28.4	-	-	50.8	1.9	5.4	1.53	14.2
C16	-	-	-	-	-	2.6	-	3.2	8.1	6.0	42.5	36.7	85.3	130.4	83.4	203.2	6.4	17.9	2.78	25.9
C17	-	-	-	-	1.9	-	-	-	-	-	-	-	-	16.3	-	-	0.3	0.6	0.51	-
C18	-	-	-	-	-	-	-	-	-	6.0	7.1	12.2	14.2	-	-	-	0.6	1.8	0.90	5.7
C19-C20	-	-	-	-	-	2.6	-	-	4.1	-	-	-	-	-	-	-	0.3	0.5	0.32	0.8
C21	-	-	-	-	-	-	-	-	-	-	-	-	-	-	-	-	-	-	-	-
C22	-	-	-	-	-	-	-	-	4.1	-	7.1	12.2	-	16.3	-	16.9	0.7	1.9	0.88	3.5
C23-C24	-	-	-	-	-	-	-	-	-	-	7.1	-	14.2	16.3	20.9	16.9	0.7	2.2	0.99	3.0
C25	-	-	-	-	-	-	-	-	-	-	-	12.2	28.4	-	-	-	0.4	1.6	0.94	5.2
C30-C31	-	-	-	-	-	-	-	-	-	-	-	-	-	16.3	-	-	0.1	0.5	0.49	-
C32	-	-	-	-	-	-	-	-	-	-	-	-	-	-	20.9	-	0.1	0.4	0.42	-
C33-C34	-	-	-	-	-	5.2	-	3.2	4.1	-	-	85.5	128.0	97.8	125.1	186.3	6.3	18.6	2.91	28.9
C37-C38	-	-	-	-	-	-	-	-	-	-	-	-	-	-	-	-	-	-	-	-
C40-C41	-	-	-	-	-	-	3.4	-	-	-	-	12.2	-	-	-	-	0.3	0.7	0.53	1.6
C43	-	-	-	-	-	-	-	-	-	-	-	-	-	-	-	-	-	-	-	-
C44	-	-	-	-	-	-	-	-	-	-	-	-	-	-	-	-	-	-	-	-
C45	-	-	-	-	-	-	-	-	-	-	-	-	-	-	-	-	-	-	-	-
C46	-	-	-	-	-	-	-	-	-	-	-	-	-	-	-	-	-	-	-	-
C47+C49	-	-	-	-	1.9	-	-	-	-	-	-	-	-	16.3	-	-	0.3	0.6	0.51	-
C50	-	-	-	-	-	-	6.9	6.3	4.1	24.0	14.2	-	28.4	16.3	-	16.9	2.2	5.1	1.41	12.6
C51	-	-	-	-	-	-	-	-	-	-	-	-	-	-	-	-	-	-	-	-
C52	-	-	-	-	-	-	-	-	-	-	-	-	-	-	-	-	-	-	-	-
C53	-	-	-	-	-	2.6	3.4	3.2	20.3	24.0	14.2	12.2	28.4	-	-	33.9	2.8	6.3	1.52	16.7
C54	-	-	-	-	-	-	-	3.2	-	-	7.1	-	-	16.3	-	-	0.4	1.0	0.63	1.8
C55	-	-	-	-	-	-	-	-	-	-	14.2	-	-	-	20.9	-	0.4	1.1	0.65	2.3
C56	-	-	-	-	-	-	-	3.2	-	6.0	-	-	28.4	16.3	-	-	0.7	2.2	1.03	5.4
C57	-	-	-	2.0	-	-	-	-	-	-	-	-	-	-	-	-	0.1	0.2	0.18	-
C58	-	-	-	-	-	2.6	-	-	-	-	-	-	-	-	-	-	0.1	0.2	0.21	-
C64	-	-	-	-	-	-	-	-	-	-	-	-	-	-	-	-	-	-	-	-
C65	-	-	-	-	-	-	-	-	-	-	-	-	-	-	-	-	-	-	-	-
C66	-	-	-	-	-	-	-	-	-	-	-	-	-	-	-	-	-	-	-	-
C67	-	-	-	-	-	-	-	-	-	-	-	-	14.2	16.3	-	-	0.3	1.1	0.75	1.8
C68	3.1	-	-	-	-	-	-	-	-	-	-	-	-	-	-	-	0.1	0.4	0.38	-
C69	-	-	-	-	-	-	-	-	-	-	-	-	-	-	-	-	-	-	-	-
C70-C72	-	-	-	-	-	-	3.4	-	-	12.0	-	-	-	-	-	-	0.4	0.9	0.55	2.3
C73	-	-	-	-	-	-	-	-	4.1	6.0	-	-	-	-	-	-	0.3	0.6	0.43	1.9
C74	-	-	-	-	-	-	-	-	-	-	-	-	-	-	-	-	-	-	-	-
C81	-	-	-	-	-	-	-	-	-	-	-	-	-	-	-	-	-	-	-	-
C82-C85,C96	-	-	-	-	-	-	-	-	-	-	-	-	-	-	-	-	-	-	-	-
C88	-	-	-	-	-	-	-	-	-	-	-	-	-	-	-	-	-	-	-	-
C90	-	-	-	-	-	-	-	-	-	-	-	-	-	-	-	-	-	-	-	-
C91	-	-	-	-	-	-	-	-	-	-	-	-	-	-	-	-	-	-	-	-
C92-C94	-	-	-	-	-	-	-	-	-	-	7.1	-	-	-	-	-	0.1	0.4	0.35	1.1
C95	-	-	2.4	-	-	2.6	-	-	-	-	-	-	-	-	-	-	0.3	0.4	0.30	-
O&U*	3.1	-	-	-	1.9	-	3.4	3.2	16.3	12.0	42.5	97.8	213.3	65.2	166.8	169.3	8.9	25.9	3.43	53.1
All	6.3	-	2.4	2.0	5.7	18.2	20.6	28.4	77.3	119.8	184.2	317.7	625.6	456.5	479.6	711.1	37.6	57.8	3.71	108.2

* O&U includes the Sites (ICD-10: C26, C39, C48, C75, C76, C77, C78, C79, C80, C97)

TABLE MEA-8(a): Cumulative Rate (Cu.Rate%) & Cumulative Risk (Cu.Risk) of individual sites (ICD-10) based on age specific rates (from 0-64 years and from 0-74 Years) 2009-2010 - Males

MIZORAM STATE - EXCL. AIZAWL DISTRICT

ICD-10	Site	0 - 64 Years		0 - 74 Years	
		Cu. Rate %	Cu. Risk	Cu. Rate%	Cu. Risk
C00	Lip	-	-	-	-
C01-C02	Tongue	0.2	0.2	0.3	0.3
C03-C06	Mouth	0.1	0.1	0.2	0.2
C07-C08	Salivary Gland	-	-	-	-
C09	Tonsil	-	-	-	-
C10	Oth. Oropharynx	-	-	-	-
C11	Nasopharynx	0.3	0.3	0.5	0.5
C12-C13	Hypopharynx	0.4	0.4	0.6	0.6
C14	Pharynx Unspecified	0.2	0.2	0.2	0.2
C15	Oesophagus	1.6	1.5	1.9	1.9
C16	Stomach	2.5	2.5	4.7	4.8
C17	Small Intestine	-	-	-	-
C18	Colon	0.2	0.2	0.2	0.2
C19-C20	Rectum	0.3	0.3	0.5	0.5
C21	Anus & Anal Canal	-	-	-	-
C22	Liver	0.5	0.5	0.8	0.8
C23-C24	Gallbladder etc.	0.2	0.2	0.3	0.3
C25	Pancreas	-	-	0.1	0.1
C30-C31	Nose, Sinuses etc.	-	-	-	-
C32	Larynx	0.2	0.2	0.4	0.4
C33-C34	Lung etc.	0.9	0.9	2.5	2.5
C37-C38	Other Thoracic Organs	-	-	-	-
C40-C41	Bone	-	-	-	-
C43	Melanoma of Skin	-	-	-	-
C44	Other Skin	0.2	0.2	0.3	0.3
C45	Mesothelioma	-	-	-	-
C46	Kaposi Sarcoma	-	-	-	-
C47+C49	Conn. & Soft Tissue	0.1	0.1	0.1	0.1
C50	Breast	-	-	-	-
C60	Penis	0.1	0.1	0.1	0.1
C61	Prostate	-	-	0.2	0.2
C62	Testis	-	-	-	-
C63	Other Male Genital	-	-	-	-
C64	Kidney etc.	-	-	-	-
C65	Renal Pelvis	-	-	-	-
C66	Ureter	-	-	-	-
C67	Bladder	0.1	0.1	0.2	0.2
C68	Uns.Urinary Organs	-	-	-	-
C69	Eye	-	-	-	-
C70-C72	Brain, Nervous System	-	-	0.1	0.1
C73	Thyroid	0.1	0.1	0.2	0.2
C74	Adrenal Gland	-	-	-	-
C81	Hodgkins Disease	-	-	-	-
C82-C85,C96	NHL	0.2	0.2	0.3	0.3
C88	Malig Imn.Prol D	-	-	-	-
C90	Multiple Myeloma	-	-	-	-
C91	Lymphoid Leuk.	-	-	-	-
C92-C94	Myeloid Leukaemia	0.1	0.1	0.2	0.2
C95	Leukaemia Uns	-	-	-	-
O&U*	Other and Uns	1.2	1.2	2.2	2.3
	All Sites	9.53	9.09	17.24	15.83

* O&U includes the Sites (ICD-10: C26, C39, C48, C75, C76, C77, C78, C79, C80, C97)

**TABLE MEA-8(b): Cumulative Rate (Cu.Rate%) & Cumulative Risk (Cu.Risk)
of individual sites (ICD-10) based on age specific rates
(from 0-64 years and from 0-74 Years)2009-2010 - Females**

MIZORAM STATE - EXCL. AIZAWL DISTRICT

ICD-10	Site	0 - 64 Years		0 - 74 Years	
		Cu. Rate %	Cu. Risk	Cu. Rate%	Cu. Risk
C00	Lip	-	-	-	-
C01-C02	Tongue	-	-	0.1	0.1
C03-C06	Mouth	0.1	0.1	0.1	0.1
C07-C08	Salivary Gland	-	-	0.1	0.1
C09	Tonsil	0.1	0.1	0.1	0.1
C10	Oth. Oropharynx	-	-	-	-
C11	Nasopharynx	0.2	0.2	0.2	0.2
C12-C13	Hypopharynx	0.1	0.1	0.2	0.2
C14	Pharynx Unspecified	-	-	0.1	0.1
C15	Oesophagus	0.5	0.5	0.6	0.6
C16	Stomach	1.1	1.1	1.9	2.0
C17	Small Intestine	0.1	0.1	0.1	0.1
C18	Colon	-	-	-	-
C19-C20	Rectum	0.2	0.2	0.3	0.3
C21	Anus & Anal Canal	-	-	-	-
C22	Liver	0.3	0.3	0.4	0.4
C23-C24	Gallbladder etc.	0.1	0.1	0.2	0.2
C25	Pancreas	0.1	0.1	0.2	0.2
C30-C31	Nose, Sinuses etc.	-	-	-	-
C32	Larynx	0.1	0.1	0.1	0.1
C33-C34	Lung etc.	1.1	1.1	2.5	2.6
C37-C38	Other Thoracic Organs	-	-	-	-
C40-C41	Bone	-	-	0.1	0.1
C43	Melanoma of Skin	-	-	-	-
C44	Other Skin	-	-	0.1	0.1
C45	Mesothelioma	-	-	-	-
C46	Kaposi Sarcoma	-	-	-	-
C47+C49	Conn. & Soft Tissue	-	-	-	-
C50	Breast	0.8	0.8	0.9	0.9
C51	Vulva	-	-	0.1	0.1
C52	Vagina	-	-	-	-
C53	Cervix Uteri	1.1	1.1	1.3	1.3
C54	Corpus Uteri	0.1	0.1	0.1	0.1
C55	Uterus Unspecified	-	-	0.1	0.1
C56	Ovary etc.	0.3	0.3	0.4	0.4
C57	Other Female Genital	-	-	-	-
C58	Placenta	-	-	-	-
C64	Kidney etc.	-	-	-	-
C65	Renal Pelvis	-	-	-	-
C66	Ureter	-	-	-	-
C67	Bladder	-	-	-	-
C68	Uns.Urinary Organs	-	-	-	-
C69	Eye	-	-	-	-
C70-C72	Brain, Nervous System	0.1	0.1	0.1	0.1
C73	Thyroid	0.1	0.1	0.1	0.1
C74	Adrenal Gland	-	-	-	-
C81	Hodgkins Disease	-	-	-	-
C82-C85,C96	NHL	0.1	0.1	0.2	0.2
C88	Malig Imn.Prol D	-	-	-	-
C90	Multiple Myeloma	-	-	-	-
C91	Lymphoid Leuk.	-	-	-	-
C92-C94	Myeloid Leukaemia	-	-	-	-
C95	Leukaemia Uns	-	-	-	-
O&U*	Other and Uns	1.1	1.1	2.0	2.0
	All Sites	8.01	7.70	12.87	12.08

* O&U includes the Sites (ICD-10: C26, C39, C48, C75, C76, C77, C78, C79, C80, C97)